



COUNTY OF SULLIVAN
2015
ADOPTED BUDGET

Joshua A. Potosek

County Manager

Janet M. Young

Commissioner of Management & Budget

2015 Adopted Budget for Sullivan County

Table of Contents

Division/Department	Page(s)	Division/Department	Page(s)
Legislators, Committee Chairs, and Elected Officials	1-3	Veterans Services Agency	121-126
Summary of Budget - All Funds	4	Economic and Community Development	127-131
Summary of Budget - By Funds	5	Other Cultural Affairs	132-135
Tax Cap Calculation	6	Human Rights Commission	136-140
Sullivan County Legislature	7-11	Fish and Game	141-143
Sullivan County Manager	12-16	Cooperative Extension Service	144-146
Sullivan County Attorney	17-21	Division of Public Works	147-285
Division of Management and Budget	23-146	Administration	151-154
Office of Audit and Control	24-28	Building Department	155-185
Sullivan County Treasurer's Office	29-44	Sullivan County International Airport	186-190
<i>Accounting</i>		Transportation	191-194
<i>Room Tax Collection</i>		Consumer Affairs Weights and Measures	195-198
<i>Tax Collection: Property Tax Unit</i>		Parks, Recreation & Beautification/Museums	199-225
<i>Tax Collection: User Fee Unit</i>		Flood and Erosion Control	226-227
Office of Management and Budget	45-49	Veterans Cemetery	228-229
Department of Grants Administration	50-54	Solid Waste (Refuse and Garbage)	230-239
Risk Management	55-59	County Road Fund	240-270
Payroll	60-64	<i>Sign Shop (Traffic Control)</i>	
Health Finance	65-69	<i>Engineering</i>	
Office of Purchasing and Central Services	70-77	<i>Road and Bridge Maintenance</i>	
Sullivan County Clerk's Office	78-90	<i>Snow Removal</i>	
<i>Main Unit</i>		<i>Road Fund Bond Anticipation Notes</i>	
<i>Department of Motor Vehicles</i>		<i>Road Fund Interfund Transfers</i>	
<i>Records Management</i>		<i>Road Fund Revenues</i>	
Department of Human Resources	91-95	<i>Road Fund Post Employment Benefits</i>	
Board of Elections	96-100	County Road Machinery Fund	271-285
Management Information Systems	101-105	<i>Maplewood Facility</i>	
Community College Tuition	106-108	<i>Barryville Facility</i>	
Contribution to Community College	109-111	<i>Rd. Mchn. Fund Post Employment Benefits</i>	
Community Action Commission (CACHE)	112-114	<i>Rd. Mchn. Fund Interfund Transfers</i>	
Economic Opportunities Program	115-117	<i>Rd. Mchn. Fund Revenues</i>	
Public Information	118-120		

2015 Adopted Budget for Sullivan County

Table of Contents

Division/Department	Page(s)	Division/Department	Page(s)
Division of Public Safety	287-367	<i>Child Safety</i>	
Municipal Court	288-289	<i>Healthy Beginnings</i>	
Sullivan County District Attorney's Office	290-295	<i>Community Health Worker</i>	
Public Defense	296-298	<i>Rural Health Network</i>	
Coroners	299-303	<i>Physically Handicapped Children</i>	
Public Safety Administration	304-308	<i>Diagnostic and Treatment</i>	
911 Emergency Control	309-314	<i>Early Care/Intervention</i>	
Sullivan County Sheriff's Office	315-339	<i>WIC</i>	
<i>Patrol</i>		Department of Community Services	435-465
<i>Civil</i>		<i>Addiction Control</i>	
<i>Security</i>		<i>Addiction Contract Services</i>	
<i>Court Officers</i>		<i>Alcohol Addiction Control (DDP)</i>	
<i>Jail</i>		<i>Administration</i>	
Department of Probation	340-353	<i>Mental Health Clinic</i>	
<i>Main</i>		<i>Treatment Reaching Youth</i>	
<i>Alternatives to Incarceration</i>		<i>Case Management</i>	
<i>Pretrial Release</i>		<i>Mental Health Continuing Day Treatment</i>	
Stop DWI	354-356	<i>Mental Health Contract Services</i>	
Fire Protection	357-361	Department of Family Services	466-531
Animal Control	362-364	<i>Administration</i>	
Electrical Licensing Board	365-367	<i>Accounting</i>	
Div. of Planning & Environmental Mngt.	369-390	<i>MIS/Records</i>	
Real Property Tax Services	370-375	<i>Temporary Assistance (Staffing)</i>	
Center for Workforce Development	376-385	<i>Medical Assistance (Staffing)</i>	
Planning & Environmental Management	386-390	<i>Family Services Legal</i>	
Division of Health & Family Services	391-628	<i>Family Services Special Investigations</i>	
Department of Public Health Services	392-434	<i>Child Support Enforcement</i>	
<i>Main Unit/CHHA</i>		<i>Services (Staffing)</i>	
<i>Long Term Home Health Care</i>		<i>Day Care Services</i>	

2015 Adopted Budget for Sullivan County

Table of Contents

Division/Department	Page(s)	Division/Department	Page(s)
Department of Family Services (Cont.)	466-531	Miscellaneous Departments	629-662
<i>Services for Recipients</i>		Unallocated Insurance	629-631
<i>Medicaid MMIS</i>		Municipal Association Dues	632-634
<i>Medicaid Local</i>		Judgements and Claims	635-637
<i>Special Needs Program</i>		Other General Government Support	638-640
<i>Family Assistance</i>		Bond Anticipation Notes	641-642
<i>Child Care</i>		Tax Anticipation Notes	643-644
<i>Juvenile Delinquent Care</i>		Interfund Transfers	645-646
<i>State Training School</i>		General Fund Revenues	647-648
<i>Safety Net</i>		Post Employment Benefits (General Fund)	649-662
<i>Home Energy Assistance</i>		Debt Service	663-669
<i>Emergency Aid for Adults</i>		Statements of Debt	671-676
Youth Bureau	532-536	Notes-BANs	671
Office for the Aging	537-554	Notes-TANs	672
<i>Main Unit</i>		Bonds	673-675
<i>Nutrition</i>		Authorized but Unissued	676
<i>Retired Seniors Volunteer Program (RSVP)</i>		Statement of Fund Balance	677
Adult Care Center	555-628	S495 Exemption Impact Report	679-720
		Capital Plan	721-768

THIS PAGE INTENTIONALLY LEFT BLANK

2015 ADOPTED BUDGET FOR SULLIVAN COUNTY

SULLIVAN COUNTY LEGISLATURE

SCOTT B. SAMUELSON - CHAIR

District 1	Scott B. Samuelson
District 2	Kathleen LaBuda
District 3	Kathleen Kitty M. Vetter
District 4	Jonathan Rouis
District 5	Cindy Kurpil Gieger
District 6	Cora Edwards
District 7	Gene Benson
District 8	Ira Steingart
District 9	Alan J. Sorensen

Joshua A. Potosek
County Manager

2015 ADOPTED BUDGET FOR SULLIVAN COUNTY

CHAIRS OF STANDING COMMITTEES OF COUNTY LEGISLATURE

SCOTT B. SAMUELSON	Chair, Executive Committee
IRA STEINGART	Chair, Community and Economic Development Committee
KATHY LABUDA	Chair, Capital Planning & Budgeting Committee
KITTY M VETTER	Chair, Government Services Committee
CINDY KURPIL GIEGER	Chair, Health & Family Services
JONATHAN ROUIS	Chair, Management and Budget Committee
CORA EDWARDS	Chair, Public Safety and Law Enforcement Committee
KATHY LABUDA	Chair, Public Works Committee
ALAN J. SORENSEN	Chair, Planning, Environmental Management and Real Property Committee
IRA STEINGART	Chair, Personnel Committee
GENE BENSON	Chair, Veterans Service Committee
CINDY KURPIL GIEGER	Chair, Agriculture and Sustainability Policy Committee

2015 ADOPTED BUDGET FOR SULLIVAN COUNTY
SULLIVAN COUNTY ELECTED OFFICIALS

Ira J. Cohen

County Treasurer

Daniel L. Briggs

County Clerk

James R. Farrell

District Attorney

Michael A. Schiff

Sheriff

Thomas E. Warren

Coroner

Michael J. Speer

Coroner

Alan Kesten

Coroner

Elton Harris

Coroner

2015 Adopted Budget for Sullivan County

Summary of Budget - All Funds

Total Appropriations - Excluding Interfund Items	201,776,698
Less: Estimated Revenues - Excluding Interfund Items	142,342,056
Transfer From Capital Projects Fund	408,315
Appropriated Fund Balance-County Road Fund	1,131,000
Appropriated Fund Balance-Refuse and Garbage	364,816
Appropriated Fund Balance-Debt Reserve	68,191
Appropriated Fund Balance-Debt Landfill Closure	1,275,000
Appropriated Fund Balance-Road Machinery Fund	184,554
Appropriated Fund Balance-General Fund Tax Software	<u>175,000</u>
	<u>145,948,932</u>
Real Property Tax Levy For Current Budget	55,827,766
Add: Allowance for Uncollectible Taxes*	<u>750,000</u>
Deferred Tax Revenue	
Total Tax Levy	<u><u>56,577,766</u></u>
Medicaid	22,436,651
Welfare Mandates	5,373,073
Other State Mandates	17,668,845
County Levy	11,099,197

*Tax Levy Delineation is required by Local Law #3 of 2011

*Chapter 350, Laws of 1978, effective 10/1/1978, requires counties to provide a reserve for taxes at least equal to the amount deemed to be uncollectible.

2015 Adopted Budget for Sullivan County

Summary of Budget - By Fund

	Total	General Fund	County Road Fund	Road Machinery Fund	Enterprise Fund Adult Care Center	Refuse & Garbage Fund	Debt Service Fund
Appropriations - Excluding Interfund Items	201,776,698	145,471,606	17,548,077	4,205,968	16,886,927	8,708,208	8,955,912
Interfund Appropriations	26,438,439	18,542,667	2,113,046	881,172		4,901,554	0
Total Appropriations	228,215,137	164,014,273	19,661,123	5,087,140	16,886,927	13,609,762	8,955,912
Less:							
Estimated Revenues, other than Real Estate Taxes and excluding Interfund Items	142,342,056	105,818,938	6,723,933	906,500	16,812,522	11,915,100	165,063
Interfund Revenue, etc.	26,438,439	500,000	11,804,889	3,993,296	74,405	1,275,000	8,790,849
Transfer From Capital Projects Fund	408,315	408,315	0	0	0	0	0
Appropriated Fund Balance - Road Machinery	184,554	0	0	184,554	0	0	0
Appropriated Fund Balance - ACC	0	0	0	0	0	0	0
Appropriated Fund Balance - County Road	1,131,000	0	1,131,000	0	0	0	0
Appropriated Fund Balance - General Fund Tax Software	175,000	175,000	0	0	0	0	0
Appropriated Fund Balance - Refuse & Garbage	364,816	0	0	0	0	364,816	0
Appropriated Fund Balance - Debt Reserve	68,191	9,254	1,301	2,790	0	54,846	0
Appropriated Fund Balance - Landfill Closure	1,275,000	1,275,000	0	0	0	0	0
Total Revenues, etc.	172,387,371	108,186,507	19,661,123	5,087,140	16,886,927	13,609,762	8,955,912
Appropriations to be raised by Real Property Tax	55,827,766	55,827,766					
Allowance for Uncollectible Taxes	750,000	750,000					
Total Tax Levy	56,577,766	56,577,766					
Medicaid	22,436,651						
Welfare Mandates	5,373,073						
Other State Mandates	17,702,458						
County Levy	11,065,584						

2015 Adopted Budget for Sullivan County

2015 TAX CAP CALCULATION		
2014 Tax Levy		\$57,868,895.00
Tax Base Growth Factor*	x	1.0035
	=	\$58,071,436.13
Estimated PILOTS in 2014	+	\$805,739.04
	=	\$58,877,175.17
Allowable Levy Growth (1.562%)**	x	1.0156
	=	\$59,795,659.11
Estimated PILOTS in 2015	-	\$1,082,163.03
Maximum Tax Levy to remain within the cap	=	\$58,713,496.08
Allowable Increase in Tax Levy within the Tax Cap before chargebacks		\$844,601.08
Chargeback - 2015 Town Portion of Worker's Comp Costs	-	\$1,947,528.00
Chargebacks - Other (Estimated)	-	\$183,599.97
2015 Total Tax Levy Cap after chargebacks	=	\$56,582,368.11
2014 Total Tax Levy after chargebacks	-	\$55,600,927.00
Allowable Increase in Tax Levy within the Tax Cap after chargebacks		\$981,441.11
2015 Adopted Tax Levy (With Proposed Amendments)		\$56,577,766.00
<i>* Provided by NYS Taxation & Finance</i>		
<i>** Provided by NYS Comptroller's Office</i>		

A-1010 COUNTY LEGISLATURE

Mission Statement

Each legislator represents one of nine legislative districts representing approximately 8,400 people. Since most legislators are also employed in the private sector of our community or own small businesses, many have two full-time jobs. However, as a citizen-representative each legislator brings a unique perspective and special expertise from his or her own profession and geographic area.

	2014 Amended	2015 Adopted
Budgetary Appropriations		
Personal Services	\$324,156	\$322,338
Equipment	\$0	\$0
Contract Services	\$78,530	\$38,124
Employee Benefits	\$244,981	\$257,044
Total Budgetary Appropriations	\$647,667	\$617,506
Budgetary Revenues		
Departmental Revenue	\$0	\$0
Total Budgetary Revenues	\$0	\$0
 County Share	 \$647,667	 \$617,506
 Positions	 12	 12

A1010 LEGISLATURE

The Sullivan County Legislature is the governing body for the County. It consists of nine elected legislators, one of which serves as the Chairman and another who serves as the Vice Chairman. The Legislature is responsible for setting County policy, creating local laws and passing resolutions. The full board of legislators meets once a month (every third Thursday); standing committee meetings occur on the first and second Thursday of each month.

The Sullivan County Legislature receives no outside funding and is 100% County cost. It is required by the Sullivan County Charter.

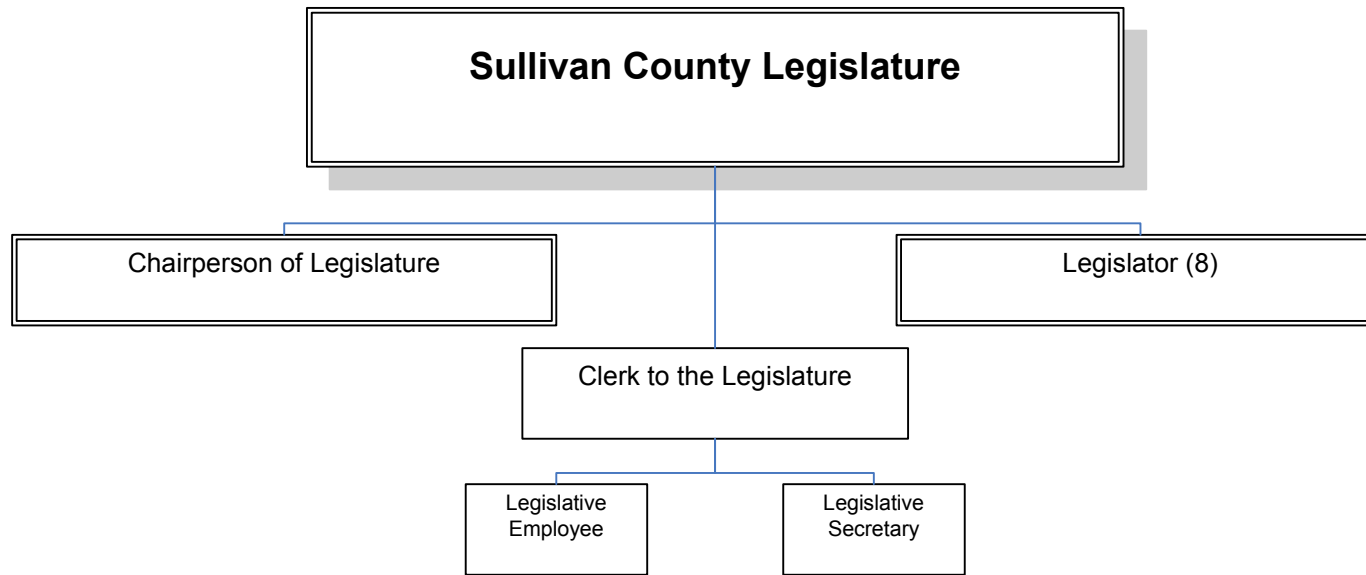
Actual County Cost of Department 2013: \$548,900

Program Areas and Services

Sullivan County Legislature

Service Provided: Establishment of County Policy; authorization of resolutions and establishment of local laws; responsible for County redistricting as per state law

Population Served: All Sullivan County residents and visitors



COUNTY LEGISLATURE

COUNTY LEGISLATURE

Personal Services:	AMENDED	REQUESTED	RECOMMENDED	ADOPTED
	2014	2015	2015	2015
CHAIRPERSON OF LEGISLATURE	1	1	1	1
CLERK TO LEGISLATURE	1	1	1	1
LEGISLATIVE EMPLOYEE	1	1	1	1
LEGISLATIVE SECRETARY	1	1	1	1
LEGISLATOR	8	8	8	8
	<u>12</u>	<u>12</u>	<u>12</u>	<u>12</u>

2015 BUDGET SALARIES BY DEPARTMENT

POSITION NUMBER	POSITION DESCRIPTION	2014 BUDGET AMENDED	2015 BUDGET REQUESTED	2015 BUDGET RECOMMENDED	2015 BUDGET ADOPTED
A-1010	COUNTY LEGISLATURE				
193	CLERK TO LEGISLATURE	\$59,774	\$60,372	\$60,372	\$60,372
1889	CHAIRPERSON OF LEGISLATURE	\$31,600	\$31,600	\$31,600	\$31,600
1890	LEGISLATOR	\$21,606	\$21,606	\$21,606	\$21,606
1891	LEGISLATOR	\$22,600	\$22,600	\$22,600	\$22,600
1892	LEGISLATOR	\$22,600	\$22,600	\$22,600	\$22,600
1893	LEGISLATOR	\$21,606	\$21,606	\$21,606	\$21,606
1894	LEGISLATOR	\$21,606	\$21,606	\$21,606	\$21,606
1895	LEGISLATOR	\$22,600	\$22,600	\$22,600	\$22,600
1896	LEGISLATOR	\$22,600	\$22,600	\$22,600	\$22,600
1897	LEGISLATOR	\$22,600	\$22,600	\$22,600	\$22,600
2870	LEGISLATIVE SECRETARY	\$35,864	\$36,223	\$36,223	\$36,223
2972	LEGISLATIVE EMPLOYEE	\$25,000	\$25,250	\$25,250	\$25,250

County of Sullivan
GENERAL FUND OPERATING BUDGET

Account Number	Description	2014 AMENDED BUDGET	2015 DEPARTMENT REQUEST	2015 RECOMMENDED	2015 ADOPTED
Department : A-1010 - COUNTY LEGISLATURE					
Budgetary Appropriations					
10.1011	REGULAR PAY	\$319,056	\$318,638	\$318,638	\$318,638
10.1013	LONGEVITY	\$3,600	\$3,700	\$3,700	\$3,700
Total: Personal Services		\$322,656	\$322,338	\$322,338	\$322,338
40.4013	CONTRACT OTHER	\$56,930	\$17,000	\$17,000	\$17,000
41.4102	LODGING	\$1,279	\$1,000	\$1,000	\$1,000
41.4103	MEALS	\$282	\$200	\$200	\$200
41.4104	MILEAGE/TOLLS	\$81	\$0	\$0	\$0
41.4105	REGISTRATION FEES	\$1,320	\$1,000	\$1,000	\$1,000
41.4109	CO FLEET CHARGEBACK	\$1,244	\$800	\$800	\$800
42.4201	ADVERTISING	\$4,051	\$3,000	\$3,000	\$3,000
42.4203	OFFICE SUPPLIES	\$800	\$800	\$800	\$800
42.4204	POSTAGE	\$450	\$450	\$450	\$450
42.4205	PRINTING	\$11,861	\$13,000	\$13,000	\$13,000
42.4206	PUBLICATIONS	\$1,232	\$374	\$374	\$374
42.4208	COPIER LEASE	\$0	\$0	\$0	\$0
45.4501	SPEC DEPT SUPPLY MISC/OTHER	\$500	\$500	\$500	\$500
46.4610	EMPL NOTARY/CERTIFICATION	\$0	\$0	\$0	\$0
Total: Contract Services		\$80,030	\$38,124	\$38,124	\$38,124
80.8001	FICA AND MEDICARE	\$24,798	\$24,774	\$24,774	\$24,774
80.8002	HLTH INSUR ACTIVE EMPLOYEE	\$151,931	\$159,811	\$159,811	\$159,811
80.8004	HLTH INSUR OPT OUT	\$1,500	\$1,500	\$1,500	\$1,500
80.8005	RETIREMENT	\$49,660	\$55,052	\$53,411	\$53,411
80.8006	WORKERS COMPENSATION	\$15,736	\$16,192	\$16,192	\$16,192
80.8007	DISABILITY	\$1,356	\$1,356	\$1,356	\$1,356
Total: Employee Benefits		\$244,981	\$258,685	\$257,044	\$257,044
Total Budgetary Appropriations for A-1010		\$647,667	\$619,147	\$617,506	\$617,506
Budgetary Revenues					
R1289.R247	GEN GOV DEPT INCOME - MISC FEE/REIMBURSMNT	\$0	\$0	\$0	\$0
Total: Departmental Revenue		\$0	\$0	\$0	\$0
Total Budgetary Revenues for A-1010		\$0	\$0	\$0	\$0
COUNTY SHARE		\$647,667	\$619,147	\$617,506	\$617,506

A-1230 COUNTY MANAGER

Mission Statement

The County Manager is the full-time Chief Executive and Administrative Head of the County of Sullivan, fully accountable and responsible for the cost efficient and effective delivery of county government services. The County Manager supervises all county departments, offices, agencies and administrative units, except as otherwise provided by New York State law or the Charter of the County of Sullivan.

	<u>2014 Amended</u>	<u>2015 Adopted</u>
Budgetary Appropriations		
Personal Services	\$198,063	\$199,202
Equipment	\$0	\$0
Contract Services	\$21,882	\$23,471
Employee Benefits	\$75,924	\$81,580
Total Budgetary Appropriations	\$295,869	\$304,253
Budgetary Revenues		
Departmental Revenue	\$0	\$0
Total Budgetary Revenues	\$0	\$0
 County Share	 \$295,869	 \$304,253
 Positions	 2	 2

A1230 COUNTY MANAGER

The County Manager is the full-time Chief Executive and Administrative Head of the County of Sullivan. He is responsible for the supervision of all county departments, offices, agencies and administrative units, except as otherwise provided by New York State law or the County Charter. The County Manager also serves as the Chief Budget Officer and is responsible for the preparation of the operating and capital budgets for the County.

The County Manager's Office receives no outside funding and is 100% County cost. It is a non-mandated office.

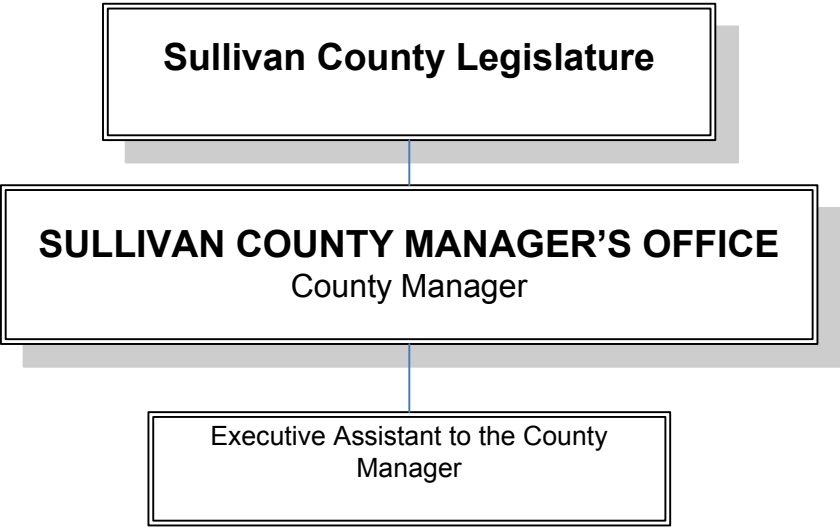
Actual County Cost of Program/Activity 2013: \$283,750

Program Areas and Services

County Manager's Office

Service Provided: Supervision of all county departments, offices, agencies and administrative units, except as otherwise provided by New York State law or the County Charter; serves as Chief Budget Officer and is responsible for preparing the Tentative Operating Budget annually in conjunction with the Office of Management and Budget; identifies areas of operations where efficiencies may be achieved and implement proper mechanisms to achieve these efficiencies; attend all monthly meetings of the Sullivan County Legislature and its Standing Committees; execute directives and contracts for the provision of services in line with the policies set forth by the Sullivan County Legislature; Executive Assistant serves as FOIL officer and provides all documentation requested under the Freedom of Information Law.

Population Served: County Legislature, County Manager, all divisions, departments and offices of Sullivan County, and municipalities of Sullivan County



COUNTY MANAGER

COUNTY MANAGER

Personal Services:	AMENDED	REQUESTED	RECOMMENDED	ADOPTED
	2014	2015	2015	2015
COUNTY MANAGER	1	1	1	1
EXEC ASST TO COUNTY MANAGER	1	1	1	1
	<u>2</u>	<u>2</u>	<u>2</u>	<u>2</u>

2015 BUDGET SALARIES BY DEPARTMENT

POSITION NUMBER	POSITION DESCRIPTION	2014 BUDGET AMENDED	2015 BUDGET REQUESTED	2015 BUDGET RECOMMENDED	2015 BUDGET ADOPTED
A-1230	COUNTY MANAGER				
11	EXEC ASST TO COUNTY MANAGER	\$51,747	\$52,265	\$52,265	\$52,265
274	COUNTY MANAGER	\$144,837	\$144,837	\$144,837	\$144,837

**County of Sullivan
GENERAL FUND OPERATING BUDGET**

Account Number	Description	2014 AMENDED BUDGET	2015 DEPARTMENT REQUEST	2015 RECOMMENDED	2015 ADOPTED
Department : A-1230 - COUNTY MANAGER					
Budgetary Appropriations					
10.1011	REGULAR PAY	\$196,863	\$197,102	\$197,102	\$197,102
10.1013	LONGEVITY	\$1,200	\$2,100	\$2,100	\$2,100
Total: Personal Services		\$198,063	\$199,202	\$199,202	\$199,202
41.4102	LODGING	\$371	\$600	\$600	\$600
41.4104	MILEAGE/TOLLS	\$20	\$20	\$20	\$20
41.4105	REGISTRATION FEES	\$1,136	\$3,000	\$3,000	\$3,000
42.4201	ADVERTISING	\$0	\$0	\$0	\$0
42.4203	OFFICE SUPPLIES	\$300	\$400	\$400	\$400
42.4204	POSTAGE	\$220	\$400	\$400	\$400
42.4205	PRINTING	\$2,720	\$2,500	\$2,500	\$2,500
46.4610	EMPL NOTARY/CERTIFICATION	\$0	\$60	\$60	\$60
47.4701	RENTALS	\$5,301	\$4,900	\$4,900	\$4,900
47.4703	DUES	\$1,923	\$2,000	\$2,000	\$2,000
47.4707	MAINTENANCE IN LIEU OF RENT	\$9,591	\$9,591	\$9,591	\$9,591
47.4717	BLDG/PROP/EQUIP REPAIRS&MAINTNCE	\$300	\$0	\$0	\$0
Total: Contract Services		\$21,882	\$23,471	\$23,471	\$23,471
80.8001	FICA AND MEDICARE	\$15,191	\$15,354	\$15,354	\$15,354
80.8002	HLTH INSUR ACTIVE EMPLOYEE	\$20,427	\$21,456	\$21,456	\$21,456
80.8004	HLTH INSUR OPT OUT	\$0	\$1,500	\$1,500	\$1,500
80.8005	RETIREMENT	\$30,490	\$34,120	\$33,008	\$33,008
80.8006	WORKERS COMPENSATION	\$9,590	\$10,036	\$10,036	\$10,036
80.8007	DISABILITY	\$226	\$226	\$226	\$226
Total: Employee Benefits		\$75,924	\$82,692	\$81,580	\$81,580
Total Budgetary Appropriations for A-1230		\$295,869	\$305,365	\$304,253	\$304,253
Budgetary Revenues					
R1289.R247	GEN GOV DEPT INCOME - MISC FEE/REIMBURSMNT	\$0	\$0	\$0	\$0
Total: Departmental Revenue		\$0	\$0	\$0	\$0
Total Budgetary Revenues for A-1230		\$0	\$0	\$0	\$0
COUNTY SHARE		\$295,869	\$305,365	\$304,253	\$304,253

A-1420 COUNTY ATTORNEY

Mission Statement

The County Attorney is counsel for the County of Sullivan and for all County officials, boards, divisions, commissioners, department heads, and employees.

	<u>2014 Amended</u>	<u>2015 Adopted</u>
Budgetary Appropriations		
Personal Services	\$466,070	\$478,448
Equipment	\$0	\$0
Contract Services	\$471,623	\$248,748
Employee Benefits	\$226,444	\$254,124
Total Budgetary Appropriations	<u>\$1,164,137</u>	<u>\$981,320</u>
Budgetary Revenues		
Departmental Revenue	\$79,232	\$115,348
Total Budgetary Revenues	<u>\$79,232</u>	<u>\$115,348</u>
County Share	<u>\$1,084,905</u>	<u>\$865,972</u>
Positions	7	7

A1420 COUNTY ATTORNEY'S OFFICE

The County Attorney is the County's civil counsel. The County Attorney's office represents the County, all of its entities and, with respect to conduct in their governmental capacities, all of the County's officials, officers and employees. The County Attorney may be compared to the General Counsel of a private corporation or to the Corporation Counsel of a City. With the exception of matters handled by the County's Family Services Attorneys, who report to the Commissioner of Family Services, the County Attorney's Office, either directly, or through of-counsel relationships, is responsible for all of the County's civil legal work.

The County Attorney's Office receives no funding from outside agencies; however, it does receive funding through chargebacks to other County agencies.

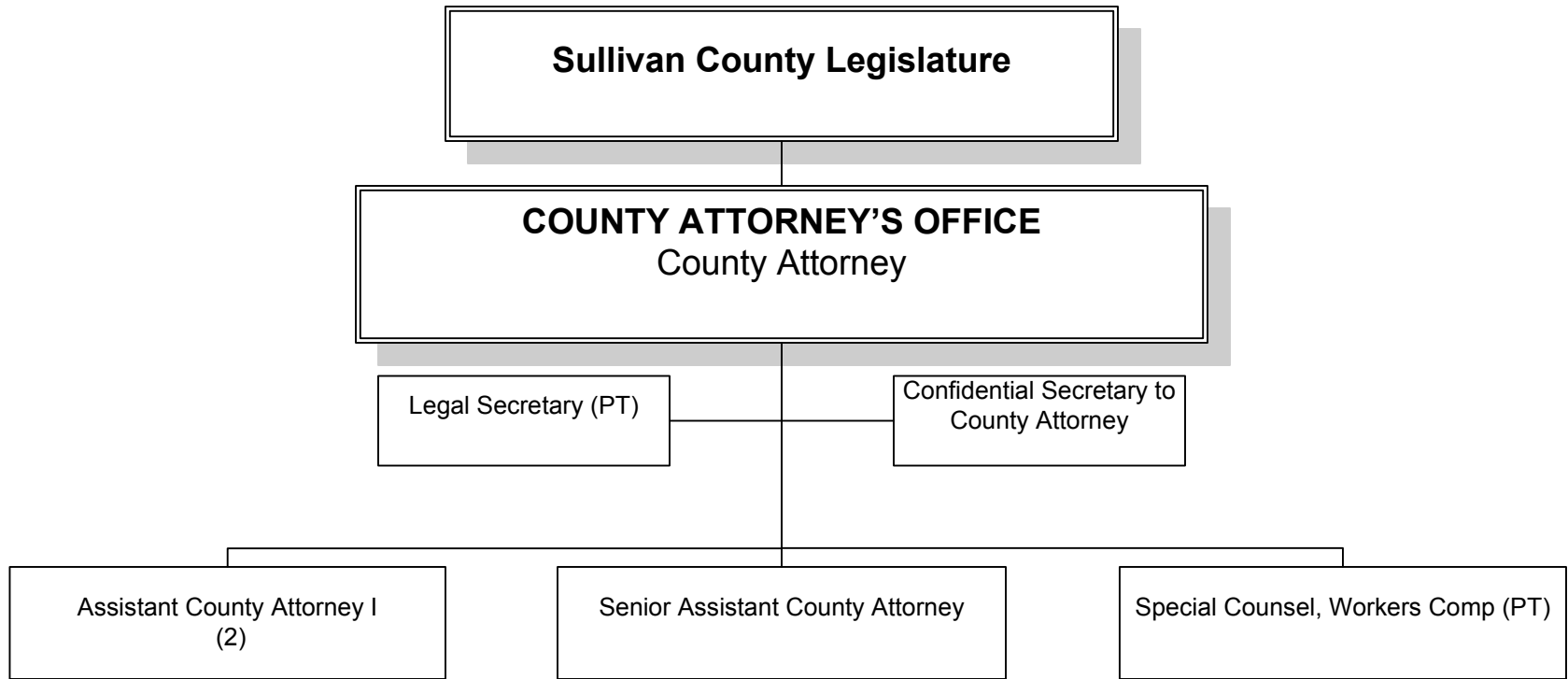
The position of County Attorney is required by the County Charter, which further stipulates that the individual appointed as County Attorney work full time for the County and have no outside employment. The County Attorney has a fixed term coinciding with the term of the Legislature.

Program Areas and Services

Actual County Cost of Program/Activity 2013: \$730,221

Services Provided: Advising and representing the County Legislature and County Manager; general legal services to officials, division, departments and employees; review of contracts; assisting departments with respect to disciplinary matters; assistance with real property issues including tax foreclosures, tax certioraris, bankruptcies, environmental and tax exemption claims; and litigation.

Population Served: County Legislature, County Manager, County Commissioners, Directors and employees



COUNTY ATTORNEY

COUNTY ATTORNEY

Personal Services:	AMENDED	REQUESTED	RECOMMENDED	ADOPTED
	2014	2015	2015	2015
ASST COUNTY ATTORNEY I	2	2	2	2
CONF SECY COUNTY ATTORNEY	1	1	1	1
COUNTY ATTORNEY	1	1	1	1
LEGAL SECRETARY	1	1	1	1
SENIOR ASST COUNTY ATTORNEY	1	1	1	1
SPECIAL COUNSEL-WORKERS COM PT	1	1	1	1
	<u>7</u>	<u>7</u>	<u>7</u>	<u>7</u>

2015 BUDGET SALARIES BY DEPARTMENT

POSITION NUMBER	POSITION DESCRIPTION	2014 BUDGET AMENDED	2015 BUDGET REQUESTED	2015 BUDGET RECOMMENDED	2015 BUDGET ADOPTED
A-1420	COUNTY ATTORNEY				
43	CONF SECY COUNTY ATTORNEY	\$40,510	\$45,000	\$40,915	\$40,915
1280	COUNTY ATTORNEY	\$140,000	\$141,400	\$141,400	\$141,400
1756	SPECIAL COUNSEL-WORKERS COM PT	\$27,177	\$27,177	\$27,177	\$27,177
1929	ASST COUNTY ATTORNEY I	\$73,597	\$74,333	\$74,333	\$74,333
2166	ASST COUNTY ATTORNEY I	\$82,261	\$85,100	\$83,084	\$83,084
2274	LEGAL SECRETARY	\$28,873	\$29,161	\$29,161	\$29,161
2526	SENIOR ASST COUNTY ATTORNEY	\$77,701	\$86,825	\$78,478	\$78,478

County of Sullivan
GENERAL FUND OPERATING BUDGET

Account Number	Description	2014 AMENDED BUDGET	2015 DEPARTMENT REQUEST	2015 RECOMMENDED	2015 ADOPTED
Department : A-1420 - COUNTY ATTORNEY					
Budgetary Appropriations					
10.1011	REGULAR PAY	\$470,970	\$488,996	\$474,548	\$474,548
10.1013	LONGEVITY	\$3,600	\$3,900	\$3,900	\$3,900
Total: Personal Services		\$474,570	\$492,896	\$478,448	\$478,448
40.4007	LABOR RELATIONS	\$109,840	\$100,000	\$100,000	\$100,000
40.4008	LEGAL SERVICES	\$153,114	\$100,000	\$100,000	\$100,000
41.4102	LODGING	\$650	\$650	\$650	\$650
41.4103	MEALS	\$500	\$500	\$500	\$500
41.4104	MILEAGE/TOLLS	\$800	\$650	\$650	\$650
41.4105	REGISTRATION FEES	\$500	\$500	\$500	\$500
41.4109	CO FLEET CHARGEBACK	\$500	\$800	\$800	\$800
42.4203	OFFICE SUPPLIES	\$1,000	\$800	\$800	\$800
42.4204	POSTAGE	\$700	\$700	\$700	\$700
42.4205	PRINTING	\$2,118	\$2,118	\$2,118	\$2,118
42.4206	PUBLICATIONS	\$1,449	\$1,000	\$1,000	\$1,000
43.4311	WEBINAR AND RELATED EXPENSES	\$50	\$50	\$50	\$50
44.4406	WIRELESS COMMUNICATIONS	\$580	\$580	\$580	\$580
46.4609	SPECIAL SERV/OTHER	\$5,300	\$1,000	\$1,000	\$1,000
46.4610	EMPL NOTARY/CERTIFICATION	\$0	\$100	\$100	\$100
46.4614	ARBITRATION/MEDIATION	\$8,000	\$6,000	\$6,000	\$6,000
47.4703	DUES	\$479	\$479	\$479	\$479
47.4704	STENOGRAPHIC SERVICES	\$12,000	\$5,000	\$5,000	\$5,000
47.4705	COUNSEL/WITNESS EXPENSE	\$29,449	\$500	\$500	\$500
47.4707	MAINTENANCE IN LIEU OF RENT	\$26,021	\$26,021	\$26,021	\$26,021
47.4710	DEPT MISC/OTHER	\$200	\$100	\$100	\$100
47.4727	PROCESS SERVER FEES	\$100	\$700	\$700	\$700
47.4767	NYS/US REGLTRY FEES/FINES/ASSESS	\$500	\$500	\$500	\$500
Total: Contract Services		\$353,850	\$248,748	\$248,748	\$248,748
80.8001	FICA AND MEDICARE	\$36,305	\$37,707	\$36,601	\$36,601
80.8002	HLTH INSUR ACTIVE EMPLOYEE	\$83,824	\$113,531	\$113,531	\$113,531
80.8005	RETIREMENT	\$70,392	\$83,793	\$79,279	\$79,279
80.8006	WORKERS COMPENSATION	\$23,132	\$24,645	\$23,922	\$23,922
80.8007	DISABILITY	\$791	\$791	\$791	\$791
Total: Employee Benefits		\$214,444	\$260,467	\$254,124	\$254,124
Total Budgetary Appropriations for A-1420		\$1,042,864	\$1,002,111	\$981,320	\$981,320
Budgetary Revenues					
R1265.R170	ATTORNEY FEE - DFS CHARGEBACK	\$(44,699)	\$(44,699)	\$(80,000)	\$(80,000)
R1265.R247	ATTORNEY FEE - MISC FEE/REIMBURSMNT	\$0	\$0	\$0	\$0
R1265.R333	ATTORNEY FEE - WORKERS COMP CHRGBACK	\$(34,533)	\$(35,348)	\$(35,348)	\$(35,348)
Total: Departmental Revenue		\$(79,232)	\$(80,047)	\$(115,348)	\$(115,348)
Total Budgetary Revenues for A-1420		\$(79,232)	\$(80,047)	\$(115,348)	\$(115,348)
COUNTY SHARE		\$963,632	\$922,064	\$865,972	\$865,972

THIS PAGE INTENTIONALLY LEFT BLANK

Division of Management and Budget

	<u>2014 Amended</u>	<u>2015 Adopted</u>
Budgetary Appropriations		
Personal Services	\$4,800,069	\$4,926,246
Equipment	\$20,000	\$39,500
Contract Services	\$10,883,535	\$10,774,161
Employee Benefits	\$2,754,124	\$2,979,152
Total Budgetary Appropriations	\$18,457,728	\$18,719,059
Budgetary Revenues		
Departmental Revenue	\$4,097,254	\$4,040,260
State Aid	\$169,950	\$10,029
Federal Aid	\$0	\$0
Total Budgetary Revenues	\$4,267,204	\$4,050,289
 County Share	 \$14,190,524	 \$14,668,770

A-1320 AUDIT AND CONTROL

Mission Statement

The mission of the Sullivan County Office of Audit and Control is to audit and process all lawful claims or charges against the County or against funds for which the County is responsible; to promote accountability throughout the County government; and to provide various types of audit functions and services to all of our County's departments.

	2014 Amended	2015 Adopted
Budgetary Appropriations		
Personal Services	\$240,639	\$239,601
Equipment	\$0	\$0
Contract Services	\$107,902	\$111,784
Employee Benefits	\$155,075	\$162,747
Total Budgetary Appropriations	\$503,616	\$514,132
 Budgetary Revenues		
Departmental Revenue	\$0	\$0
Total Budgetary Revenues	\$0	\$0
 County Share	\$503,616	\$514,132
 Positions	 5	 5

A1320 AUDIT AND CONTROL

The mission of the Office of Audit and Control is to fulfill the duties set forth in the Charter and Administrative Code. One of the major responsibilities is to audit and process all lawful claims or charges against the County or against funds for which the County is responsible. It is also to promote accountability throughout the County government. Audit provides and will continue to provide various types of audit functions and services to all of our County departments as well as to the taxpayers of Sullivan County by keeping watchful eyes on expenditures that flow through our office. Audit serves the public interest by providing the Legislature, County Manager and other county management with reliable information, unbiased analysis and objective recommendations.

The Office of Audit and Control receives no outside funding and is 100% County cost. It is mandated by the County Charter.

Program Areas and Services


Audit and Control

Total Staff or FTE Assigned: 5

Actual County Cost of Program/Activity 2013: \$474,850

Service Provided: Audit and Payment of Claims

Population Served: County taxpayers, departments, vendors, clients and recipients of benefits



AUDIT AND CONTROL

AUDIT AND CONTROL

Personal Services:	AMENDED	REQUESTED	RECOMMENDED	ADOPTED
	2014	2015	2015	2015
ACCOUNTS PAYABLE COORDINATOR	1	2	1	1
AUDIT CLERK	2	2	2	2
COUNTY AUDITOR	1	1	1	1
PRINCIPAL AUDIT CLERK	1	1	1	1
	<u>5</u>	<u>6</u>	<u>5</u>	<u>5</u>

2015 BUDGET SALARIES BY DEPARTMENT

POSITION NUMBER	POSITION DESCRIPTION	2014 BUDGET AMENDED	2015 BUDGET REQUESTED	2015 BUDGET RECOMMENDED	2015 BUDGET ADOPTED
A-1320	AUDIT AND CONTROL				
	ACCOUNTS PAYABLE COORDINATOR	\$0	\$44,000	\$0	\$0
289	COUNTY AUDITOR	\$87,873	\$94,000	\$88,752	\$88,752
892	AUDIT CLERK	\$29,676	\$29,973	\$29,973	\$29,973
1467	PRINCIPAL AUDIT CLERK	\$34,780	\$35,128	\$35,128	\$35,128
2541	ACCOUNTS PAYABLE COORDINATOR	\$52,052	\$53,500	\$52,573	\$52,573
2878	AUDIT CLERK	\$26,708	\$26,975	\$26,975	\$26,975

County of Sullivan
GENERAL FUND OPERATING BUDGET

Account Number	Description	2014 AMENDED BUDGET	2015 DEPARTMENT REQUEST	2015 RECOMMENDED	2015 ADOPTED
Department : A-1320 - AUDIT AND CONTROL					
Budgetary Appropriations					
10.1011	REGULAR PAY	\$234,839	\$248,448	\$233,401	\$233,401
10.1013	LONGEVITY	\$5,800	\$6,200	\$6,200	\$6,200
Total: Personal Services		\$240,639	\$254,648	\$239,601	\$239,601
40.4002	ACCOUNT/AUDIT/ACTUARIAL SERVICES	\$85,400	\$89,000	\$89,000	\$89,000
41.4104	MILEAGE/TOLLS	\$300	\$300	\$300	\$300
42.4203	OFFICE SUPPLIES	\$1,060	\$1,282	\$1,282	\$1,282
42.4204	POSTAGE	\$500	\$600	\$600	\$600
42.4205	PRINTING	\$2,118	\$2,118	\$2,118	\$2,118
47.4703	DUES	\$150	\$150	\$150	\$150
47.4707	MAINTENANCE IN LIEU OF RENT	\$18,334	\$18,334	\$18,334	\$18,334
47.4710	DEPT MISC/OTHER	\$40	\$0	\$0	\$0
Total: Contract Services		\$107,902	\$111,784	\$111,784	\$111,784
80.8001	FICA AND MEDICARE	\$18,409	\$19,481	\$18,329	\$18,329
80.8002	HLTH INSUR ACTIVE EMPLOYEE	\$87,796	\$92,171	\$92,171	\$92,171
80.8005	RETIREMENT	\$36,818	\$43,290	\$39,702	\$39,702
80.8006	WORKERS COMPENSATION	\$11,487	\$12,732	\$11,980	\$11,980
80.8007	DISABILITY	\$565	\$565	\$565	\$565
Total: Employee Benefits		\$155,075	\$168,239	\$162,747	\$162,747
Total Budgetary Appropriations for A-1320		\$503,616	\$534,671	\$514,132	\$514,132
COUNTY SHARE		\$503,616	\$534,671	\$514,132	\$514,132

County Treasurer

Mission Statement

The mission of the Sullivan County Treasurer is to collect and enforce delinquent taxes efficiently, effectively and in a fair manner to the public; and to manage the County's finances, help the County's fiscal records and help formulate policy for fiscal matters, spending and debt management.

	2014 Amended	2015 Adopted
Budgetary Appropriations		
Personal Services	\$632,915	\$638,573
Equipment	\$0	\$21,000
Contract Services	\$607,942	\$493,270
Employee Benefits	\$406,900	\$428,366
Total Budgetary Appropriations	\$1,647,757	\$1,581,209
Budgetary Revenues		
Departmental Revenue	\$998,593	\$950,019
State Aid	\$0	\$0
Total Budgetary Revenues	\$998,593	\$950,019
 County Share	 \$649,164	 \$631,190
 Positions	 13	 13

A-1325-14 TR - ACCOUNTING

	<u>2014 Amended</u>	<u>2015 Adopted</u>
Budgetary Appropriations		
Personal Services	\$217,496	\$217,113
Equipment	\$0	\$0
Contract Services	\$50,480	\$55,500
Employee Benefits	\$127,579	\$133,510
Total Budgetary Appropriations	<u>\$395,555</u>	<u>\$406,123</u>
Budgetary Revenues		
Departmental Revenue	\$4,350	\$4,350
Total Budgetary Revenues	<u>\$4,350</u>	<u>\$4,350</u>
County Share	<u>\$391,205</u>	<u>\$401,773</u>
Positions	3.8	3.8

A-1325-15 TR - ROOM TAX COLLECTION

	<u>2014 Amended</u>	<u>2015 Adopted</u>
Budgetary Appropriations		
Personal Services	\$60,490	\$60,282
Equipment	\$0	\$0
Contract Services	\$20,652	\$727
Employee Benefits	\$39,245	\$41,109
Total Budgetary Appropriations	<u>\$120,387</u>	<u>\$102,118</u>
County Share	<u>\$120,387</u>	<u>\$102,118</u>
Positions	1.2	1.2

A-1330-204 PROPERTY TAX UNIT

	<u>2014 Amended</u>	<u>2015 Adopted</u>
Budgetary Appropriations		
Personal Services	\$309,850	\$311,538
Equipment	\$0	\$21,000
Contract Services	\$533,310	\$433,543
Employee Benefits	\$203,846	\$214,456
Total Budgetary Appropriations	<u>\$1,047,006</u>	<u>\$980,537</u>
Budgetary Revenues		
Departmental Revenue	\$910,572	\$856,500
State Aid	\$0	\$0
Total Budgetary Revenues	<u>\$910,572</u>	<u>\$856,500</u>
County Share	<u>\$136,434</u>	<u>\$124,037</u>
Positions	6.8	6.8

A-1330-205 USER FEE UNIT

	<u>2014 Amended</u>	<u>2015 Adopted</u>
Budgetary Appropriations		
Personal Services	\$45,079	\$49,640
Contract Services	\$3,500	\$3,500
Employee Benefits	\$36,230	\$39,291
Total Budgetary Appropriations	<u>\$84,809</u>	<u>\$92,431</u>
Budgetary Revenues		
Departmental Revenue	\$83,671	\$89,169
Total Budgetary Revenues	<u>\$83,671</u>	<u>\$89,169</u>
County Share	<u>\$1,138</u>	<u>\$3,262</u>
Positions	1.2	1.2

A1325, A1330 SULLIVAN COUNTY TREASURER'S OFFICE

The County Treasurer is statutorily the Chief Fiscal Officer of the County and the real property delinquent tax collection and enforcement officer. The office is comprised of several departments: accounting, real property tax collection, real property tax administration, room tax enforcement, and solid waste revenue collection.

The Sullivan County Treasurer's Office receives funding through buyer premiums collected from the public auction of properties as well as administrative fees assessed for processing and advertising delinquent properties. The User Fee Unit is funded through the County's Refuse and Garbage Fund and thus is not charged to the General Fund. The Sullivan County Treasurer's Office is mandated by the County charter.

Program Areas and Services

Accounting

Actual County Cost of Program/Activity 2013: \$379,668

Service Provided: Cash Management; cash receipts; check requests; assist departments with inquiries pertaining to general ledger; entering; proofing; posting; run payroll; assist tax department; create, maintain & disburse court & trust actions; maintain interdepartmental/town/school chargebacks; daily verification of tax department's cash drawers; track RMSCO data.

Population Served: All County departments and taxpayers

Room Tax

Actual County Cost of Program/Activity 2013: \$101,224

Service Provided: Create & maintain all Room Tax facilities; accept & log property brought to office by Coroners; begin process to abandon unclaimed funds to New York State (annually); track civil & inmate funds sent by Sheriff; monthly maintenance of bank records; records retention.

Population Served: All County departments and taxpayers

Property Tax Unit

Actual County Cost of Program/Activity 2013: \$14,849

Service Provided: Create & maintain all Room Tax facilities; accept & log property brought to office by Coroners; begin process to abandon unclaimed funds to New York State (annually); track civil & inmate funds sent by Sheriff; monthly maintenance of bank records; records retention.

Population Served: All County departments and taxpayers

User Fee Unit

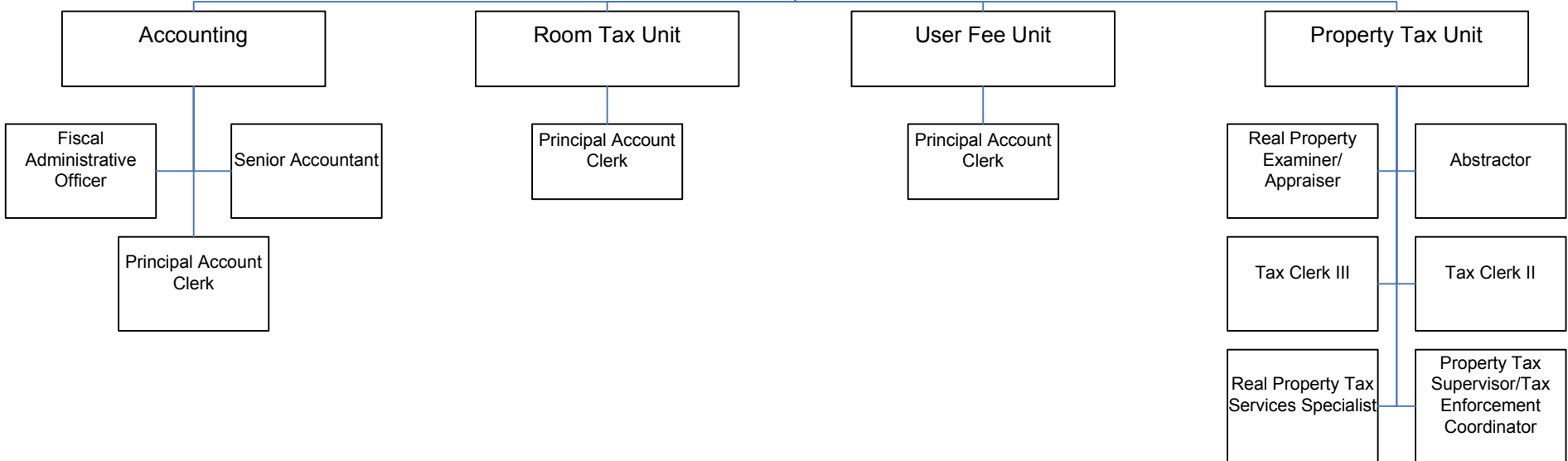
Actual County Cost of Program/Activity 2013: \$0.00

Service Provided: Process reports in various preference formats to file annual reports to DEC, NYS, etc.; prepare & maintain hauler license/user permit renewal applications; print/mail monthly statements to charge customers; prepare monthly recycling/C&D/MSW reports; balance bank statements; enter/record checks received daily; data entry; record & enter receipt of bail funds from various courts; process certificates of residency.

Population Served: All County departments and taxpayers

SULLIVAN COUNTY TREASURER'S OFFICE
County Treasurer

Deputy County Treasurer



County Treasurer

TR - ACCOUNTING

Personal Services:	AMENDED	REQUESTED	RECOMMENDED	ADOPTED
	2014	2015	2015	2015
COUNTY TREASURER	.4	.4	.4	.4
DEPUTY COUNTY TREASURER	.4	.4	.4	.4
FISCAL ADMINISTRATIVE OFFICER	1	1	1	1
PRINCIPAL ACCOUNT CLERK	1	1	1	1
SENIOR ACCOUNTANT	1	1	1	1
	<u>3.8</u>	<u>3.8</u>	<u>3.8</u>	<u>3.8</u>

2015 BUDGET SALARIES BY DEPARTMENT

POSITION NUMBER	POSITION DESCRIPTION	2014 BUDGET AMENDED	2015 BUDGET REQUESTED	2015 BUDGET RECOMMENDED	2015 BUDGET ADOPTED
A-1325-14	TR - ACCOUNTING				
31	COUNTY TREASURER	\$32,411	\$32,735	\$32,735	\$32,735
247	DEPUTY COUNTY TREASURER	\$23,040	\$23,270	\$23,270	\$23,270
452	PRINCIPAL ACCOUNT CLERK	\$34,544	\$34,889	\$34,889	\$34,889
2835	SENIOR ACCOUNTANT	\$62,491	\$63,116	\$63,116	\$63,116
2917	FISCAL ADMINISTRATIVE OFFICER	\$60,000	\$60,600	\$60,600	\$60,600

*Positions 31 COUNTY TREASURER and 247 DEPUTY COUNTY TREASURER split between A-1325-14 TR-ACCOUNTING, A-1325-15 TR-ROOM TAX COLLECTION, A-1330-204 PROPERTY TAX UNIT, and A-1330-205 USER FEE UNIT

County Treasurer

TR - ROOM TAX COLLECTION

Personal Services:	AMENDED	REQUESTED	RECOMMENDED	ADOPTED
	2014	2015	2015	2015
COUNTY TREASURER	.1	.1	.1	.1
DEPUTY COUNTY TREASURER	.1	.1	.1	.1
PRINCIPAL ACOUNT CLERK	1	1	1	1
	<u>1.2</u>	<u>1.2</u>	<u>1.2</u>	<u>1.2</u>

2015 BUDGET SALARIES BY DEPARTMENT

POSITION NUMBER	POSITION DESCRIPTION	2014 BUDGET AMENDED	2015 BUDGET REQUESTED	2015 BUDGET RECOMMENDED	2015 BUDGET ADOPTED
A-1325-15	TR - ROOM TAX COLLECTION				
31	COUNTY TREASURER	\$8,102	\$8,184	\$8,184	\$8,184
247	DEPUTY COUNTY TREASURER	\$5,760	\$5,818	\$5,818	\$5,818
2850	PRINCIPAL ACOUNT CLERK	\$44,188	\$44,630	\$44,630	\$44,630

*Positions 31 COUNTY TREASURER and 247 DEPUTY COUNTY TREASURER split between A-1325-14 TR-ACCOUNTING, A-1325-15 TR-ROOM TAX COLLECTION, A-1330-204 PROPERTY TAX UNIT and A-1330-205 USER FEE UNIT

County Treasurer
PROPERTY TAX UNIT

Personal Services:	AMENDED	REQUESTED	RECOMMENDED	ADOPTED
	2014	2015	2015	2015
ABTRACTOR	1	1	1	1
COUNTY TREASURER	.4	.4	.4	.4
DEPUTY COUNTY TREASURER	.4	.4	.4	.4
PROP TAX SUPV/TAX ENFOR COORD	1	1	1	1
REAL PROPERTY EXAMINER/APPR AIS	1	1	1	1
REAL PROPERTY TAX SVC SPECIALIST	1	1	1	1
TAX CLERK II	1	1	1	1
TAX CLERK III	1	1	1	1
	6.8	6.8	6.8	6.8

2015 BUDGET SALARIES BY DEPARTMENT

POSITION NUMBER	POSITION DESCRIPTION	2014 BUDGET AMENDED	2015 BUDGET REQUESTED	2015 BUDGET RECOMMENDED	2015 BUDGET ADOPTED
A-1330-204	PROPERTY TAX UNIT				
31	COUNTY TREASURER	\$32,410	\$32,735	\$32,735	\$32,735
247	DEPUTY COUNTY TREASURER	\$23,040	\$23,270	\$23,270	\$23,270
1934	REAL PROPERTY EXAMINER/APPR AIS	\$44,497	\$44,942	\$44,942	\$44,942
2156	ABSTRACTOR	\$38,566	\$38,952	\$38,952	\$38,952
2776	TAX CLERK III	\$38,687	\$39,074	\$39,074	\$39,074
2777	REAL PROPERTY TAX SVC SPECIALIST	\$38,566	\$38,952	\$38,952	\$38,952
2778	PROP TAX SUPV/TAX ENFOR COORD	\$50,431	\$50,935	\$50,935	\$50,935
2969	TAX CLERK II	\$34,779	\$35,127	\$35,127	\$35,127

*Positions 31 COUNTY TREASURER and 247 DEPUTY COUNTY TREASURER split between A-1325-14 TR-ACCOUNTING, A-1325-15 TR-ROOM TAX COLLECTION, A-1330-204 PROPERTY TAX UNIT and A-1330-205 USER FEE UNIT

County Treasurer

USER FEE UNIT

Personal Services:	AMENDED	REQUESTED	RECOMMENDED	ADOPTED
	2014	2015	2015	2015
COUNTY TREASURER	.1	.1	.1	.1
DEPUTY COUNTY TREASURER	.1	.1	.1	.1
PRINCIPAL ACOUNT CLERK	1	1	1	1
	<hr/>	<hr/>	<hr/>	<hr/>
	1.2	1.2	1.2	1.2

2015 BUDGET SALARIES BY DEPARTMENT

POSITION	POSITION	2014 BUDGET	2015 BUDGET	2015 BUDGET	2015 BUDGET
NUMBER	DESCRIPTION	AMENDED	REQUESTED	RECOMMENDED	ADOPTED
A-1330-205	USER FEE UNIT				
31	COUNTY TREASURER	\$8,103	\$8,183	\$8,183	\$8,183
247	DEPUTY COUNTY TREASURER	\$5,760	\$5,818	\$5,818	\$5,818
2813	PRINCIPAL ACOUNT CLERK	\$33,237	\$34,889	\$34,889	\$34,889

*Positions 31 COUNTY TREASURER and 247 DEPUTY COUNTY TREASURER split between A-1325-14 TR-ACCOUNTING, A-1325-15 TR-ROOM TAX COLLECTION, A-1330-204 PROPERTY TAX UNIT and A-1330-205 USER FEE UNIT

**County of Sullivan
GENERAL FUND OPERATING BUDGET**

Account Number	Description	2014 AMENDED BUDGET	2015 DEPARTMENT REQUEST	2015 RECOMMENDED	2015 ADOPTED
Department : A-1325-14 - COUNTY TREASURER - TR - ACCOUNTING					
Budgetary Appropriations					
10.1011	REGULAR PAY	\$215,336	\$214,613	\$214,613	\$214,613
10.1013	LONGEVITY	\$2,160	\$2,500	\$2,500	\$2,500
Total: Personal Services		\$217,496	\$217,113	\$217,113	\$217,113
41.4102	LODGING	\$3,060	\$4,760	\$4,760	\$4,760
41.4103	MEALS	\$1,000	\$1,500	\$1,500	\$1,500
41.4104	MILEAGE/TOLLS	\$120	\$120	\$120	\$120
41.4105	REGISTRATION FEES	\$1,630	\$2,230	\$2,230	\$2,230
41.4109	CO FLEET CHARGEBACK	\$1,000	\$2,700	\$2,700	\$2,700
42.4201	ADVERTISING	\$500	\$500	\$500	\$500
42.4203	OFFICE SUPPLIES	\$750	\$750	\$750	\$750
42.4204	POSTAGE	\$3,500	\$3,500	\$3,500	\$3,500
42.4205	PRINTING	\$2,225	\$2,225	\$2,225	\$2,225
42.4206	PUBLICATIONS	\$800	\$800	\$800	\$800
43.4301	SUPPLIES	\$2,250	\$2,500	\$2,500	\$2,500
43.4311	WEBINAR AND RELATED EXPENSES	\$100	\$0	\$0	\$0
45.4541	SM EQUIP TOOLS APPLNCS, SM ELECT	\$0	\$200	\$200	\$200
47.4703	DUES	\$630	\$620	\$620	\$620
47.4707	MAINTENANCE IN LIEU OF RENT	\$32,095	\$32,095	\$32,095	\$32,095
47.4710	DEPT MISC/OTHER	\$820	\$1,000	\$1,000	\$1,000
Total: Contract Services		\$50,480	\$55,500	\$55,500	\$55,500
80.8001	FICA AND MEDICARE	\$16,684	\$16,655	\$16,655	\$16,655
80.8002	HLTH INSUR ACTIVE EMPLOYEE	\$65,774	\$68,963	\$68,963	\$68,963
80.8004	HLTH INSUR OPT OUT	\$600	\$600	\$600	\$600
80.8005	RETIREMENT	\$33,231	\$37,011	\$35,976	\$35,976
80.8006	WORKERS COMPENSATION	\$10,860	\$10,886	\$10,886	\$10,886
80.8007	DISABILITY	\$430	\$430	\$430	\$430
Total: Employee Benefits		\$127,579	\$134,545	\$133,510	\$133,510
	Total Budgetary Appropriations for A-1325-14	\$395,555	\$407,158	\$406,123	\$406,123
Budgetary Revenues					
R1230.R112	TREASURER FEE - BAIL	\$(3,750)	\$(3,750)	\$(3,750)	\$(3,750)
R1230.R156	TREASURER FEE - COURT/TRUST	\$(500)	\$(500)	\$(500)	\$(500)
R1230.R247	TREASURER FEE - MISC FEE/REIMBURSMNT	\$(100)	\$(100)	\$(100)	\$(100)
Total: Departmental Revenue		\$(4,350)	\$(4,350)	\$(4,350)	\$(4,350)
	Total Budgetary Revenues for A-1325-14	\$(4,350)	\$(4,350)	\$(4,350)	\$(4,350)
	COUNTY SHARE	\$391,205	\$402,808	\$401,773	\$401,773

County of Sullivan
GENERAL FUND OPERATING BUDGET

Account Number	Description	2014 AMENDED BUDGET	2015 DEPARTMENT REQUEST	2015 RECOMMENDED	2015 ADOPTED
Department : A-1325-15 - COUNTY TREASURER - TR - ROOM TAX COLLECTION					
Budgetary Appropriations					
10.1011	REGULAR PAY	\$58,950	\$58,632	\$58,632	\$58,632
10.1013	LONGEVITY	\$1,540	\$1,650	\$1,650	\$1,650
Total: Personal Services		\$60,490	\$60,282	\$60,282	\$60,282
40.4002	ACCOUNT/AUDIT/ACTUARIAL SERVICES	\$20,000	\$20,000	\$0	\$0
42.4204	POSTAGE	\$440	\$440	\$440	\$440
42.4205	PRINTING	\$212	\$212	\$212	\$212
43.4301	SUPPLIES	\$0	\$75	\$75	\$75
46.4610	EMPL NOTARY/CERTIFICATION	\$0	\$0	\$0	\$0
Total: Contract Services		\$20,652	\$20,727	\$727	\$727
80.8001	FICA AND MEDICARE	\$4,639	\$4,623	\$4,623	\$4,623
80.8002	HLTH INSUR ACTIVE EMPLOYEE	\$22,057	\$23,189	\$23,189	\$23,189
80.8004	HLTH INSUR OPT OUT	\$150	\$150	\$150	\$150
80.8005	RETIREMENT	\$9,243	\$10,274	\$9,989	\$9,989
80.8006	WORKERS COMPENSATION	\$3,020	\$3,022	\$3,022	\$3,022
80.8007	DISABILITY	\$136	\$136	\$136	\$136
Total: Employee Benefits		\$39,245	\$41,394	\$41,109	\$41,109
Total Budgetary Appropriations for A-1325-15		\$120,387	\$122,403	\$102,118	\$102,118
COUNTY SHARE		\$120,387	\$122,403	\$102,118	\$102,118

County of Sullivan
GENERAL FUND OPERATING BUDGET

Account Number	Description	2014 AMENDED BUDGET	2015 DEPARTMENT REQUEST	2015 RECOMMENDED	2015 ADOPTED
Department : A-1330-204 - TAX COLLECTION - PROPERTY TAX UNIT					
Budgetary Appropriations					
10.1011	REGULAR PAY	\$302,840	\$303,988	\$303,988	\$303,988
10.1012	OVERTIME PAY	\$250	\$250	\$250	\$250
10.1013	LONGEVITY	\$6,760	\$7,300	\$7,300	\$7,300
Total: Personal Services		\$309,850	\$311,538	\$311,538	\$311,538
21.2105	AUTOMOTIVE EQUIP	\$0	\$21,000	\$21,000	\$21,000
Total: Equipment		\$0	\$21,000	\$21,000	\$21,000
40.4003	AUCTION SERVICES	\$400,355	\$300,000	\$300,000	\$300,000
41.4106	REPAIRS/MAINTENANCE	\$4,000	\$4,000	\$4,000	\$4,000
42.4201	ADVERTISING	\$36,000	\$35,000	\$35,000	\$35,000
42.4203	OFFICE SUPPLIES	\$750	\$750	\$750	\$750
42.4204	POSTAGE	\$49,000	\$50,000	\$50,000	\$50,000
42.4205	PRINTING	\$4,000	\$4,000	\$4,000	\$4,000
42.4206	PUBLICATIONS	\$300	\$300	\$300	\$300
43.4301	SUPPLIES	\$2,900	\$3,000	\$3,000	\$3,000
44.4406	WIRELESS COMMUNICATIONS	\$375	\$375	\$375	\$375
45.4541	SM EQUIP TOOLS APPLNCS, SM ELECT	\$500	\$500	\$500	\$500
46.4610	EMPL NOTARY/CERTIFICATION	\$120	\$120	\$120	\$120
47.4707	MAINTENANCE IN LIEU OF RENT	\$32,095	\$32,095	\$32,095	\$32,095
47.4708	INSURANCE	\$815	\$903	\$903	\$903
47.4721	TAX ACQ PROPERTY MAINTENANCE	\$2,100	\$2,500	\$2,500	\$2,500
Total: Contract Services		\$533,310	\$433,543	\$433,543	\$433,543
80.8001	FICA AND MEDICARE	\$23,749	\$23,860	\$23,860	\$23,860
80.8002	HLTH INSUR ACTIVE EMPLOYEE	\$116,544	\$111,175	\$111,175	\$122,010
80.8004	HLTH INSUR OPT OUT	\$600	\$600	\$600	\$600
80.8005	RETIREMENT	\$46,868	\$53,021	\$51,622	\$51,622
80.8006	WORKERS COMPENSATION	\$15,316	\$15,595	\$15,595	\$15,595
80.8007	DISABILITY	\$769	\$769	\$769	\$769
Total: Employee Benefits		\$203,846	\$205,020	\$203,621	\$214,456
	Total Budgetary Appropriations for A-1330-204	\$1,047,006	\$971,101	\$969,702	\$980,537
Budgetary Revenues					
R1232.R247	TAX COLLECTR FEE - MISC FEE/REIMBURSMNT	\$(250)	\$(25,000)	\$(25,000)	\$(25,000)
R1232.R272	TAX COLLECTR FEE - PUBLIC AUCTN BUYER PREM	\$(323,355)	\$(300,000)	\$(300,000)	\$(300,000)
R1232.R273	TAX COLLECTR FEE - PUBLIC AUCTN SURCHRG	\$(81,500)	\$(4,500)	\$(4,500)	\$(4,500)
R1232.R315	TAX COLLECTR FEE - TAX SEARCH	\$(2,000)	\$(2,000)	\$(2,000)	\$(2,000)
R1232.R403	TAX COLLECTR FEE - PUBLIC AUCTN ADVERTSNG FEE	\$(28,467)	\$(25,000)	\$(25,000)	\$(25,000)
R1235.R239	CHRG TAX ADVERTSNG/REDMPTN - MAIN	\$(475,000)	\$(475,000)	\$(500,000)	\$(500,000)
Total: Departmental Revenue		\$(910,572)	\$(831,500)	\$(856,500)	\$(856,500)
	Total Budgetary Revenues for A-1330-204	\$(910,572)	\$(831,500)	\$(856,500)	\$(856,500)
	COUNTY SHARE	\$136,434	\$139,601	\$113,202	\$124,037

County of Sullivan
GENERAL FUND OPERATING BUDGET

Account Number	Description	2014 AMENDED BUDGET	2015 DEPARTMENT REQUEST	2015 RECOMMENDED	2015 ADOPTED
Department : A-1330-205 - TAX COLLECTION - USER FEE UNIT					
Budgetary Appropriations					
10.1011	REGULAR PAY	\$44,439	\$48,890	\$48,890	\$48,890
10.1013	LONGEVITY	\$640	\$750	\$750	\$750
Total: Personal Services		\$45,079	\$49,640	\$49,640	\$49,640
42.4203	OFFICE SUPPLIES	\$250	\$500	\$500	\$500
42.4204	POSTAGE	\$1,000	\$1,000	\$1,000	\$1,000
42.4205	PRINTING	\$650	\$1,000	\$1,000	\$1,000
42.4207	FURNITURE	\$1,250	\$0	\$0	\$0
43.4301	SUPPLIES	\$500	\$500	\$500	\$500
43.4308	MIS CHARGEBACKS	\$(150)	\$500	\$500	\$500
Total: Contract Services		\$3,500	\$3,500	\$3,500	\$3,500
80.8001	FICA AND MEDICARE	\$3,460	\$3,809	\$3,809	\$3,809
80.8002	HLTH INSUR ACTIVE EMPLOYEE	\$23,349	\$24,481	\$24,481	\$24,481
80.8004	HLTH INSUR OPT OUT	\$150	\$150	\$150	\$150
80.8005	RETIREMENT	\$6,885	\$8,464	\$8,225	\$8,225
80.8006	WORKERS COMPENSATION	\$2,250	\$2,490	\$2,490	\$2,490
80.8007	DISABILITY	\$136	\$136	\$136	\$136
Total: Employee Benefits		\$36,230	\$39,530	\$39,291	\$39,291
Total Budgetary Appropriations for A-1330-205		\$84,809	\$92,670	\$92,431	\$92,431
Budgetary Revenues					
R1289.R134	GEN GOV DEPT INCOME - CHARGBCK - INTERDEPARTMNTL	\$(83,671)	\$(86,298)	\$(89,169)	\$(89,169)
Total: Departmental Revenue		\$(83,671)	\$(86,298)	\$(89,169)	\$(89,169)
Total Budgetary Revenues for A-1330-205		\$(83,671)	\$(86,298)	\$(89,169)	\$(89,169)
COUNTY SHARE		\$1,138	\$6,372	\$3,262	\$3,262

A-1340 MANAGEMENT AND BUDGET

Mission Statement

The Office of Management and Budget (OMB) exists to support Sullivan County's fiscal integrity, accountability, and performance by providing budgeting, fiscal, analytical, operational policy, and management support to the County Manager, Board of Legislators, Commissioners, and Departments.

	2014 Amended	2015 Adopted
Budgetary Appropriations		
Personal Services	\$270,499	\$287,159
Equipment	\$0	\$0
Contract Services	\$31,586	\$26,970
Employee Benefits	\$127,526	\$169,880
Total Budgetary Appropriations	\$429,611	\$484,009
 Budgetary Revenues		
Departmental Revenue	\$4,490	\$1,800
Total Budgetary Revenues	\$4,490	\$1,800
 County Share	\$425,121	\$482,209
 Positions	 4.5	 4.5

A1340 OFFICE OF MANAGEMENT AND BUDGET

The Sullivan County Office of Management and Budget exists to support Sullivan County's fiscal integrity, accountability, and performance by providing budgeting, fiscal, analytical, operational policy and management support to the County Manager, Board of Legislators, Commissioners and Departments. It is our mission to ensure that the financial investment of all Sullivan County taxpayers is managed in a responsible manner.

The Office of Management and Budget receives no outside funding and is 100% County cost. It is a non-mandated office.

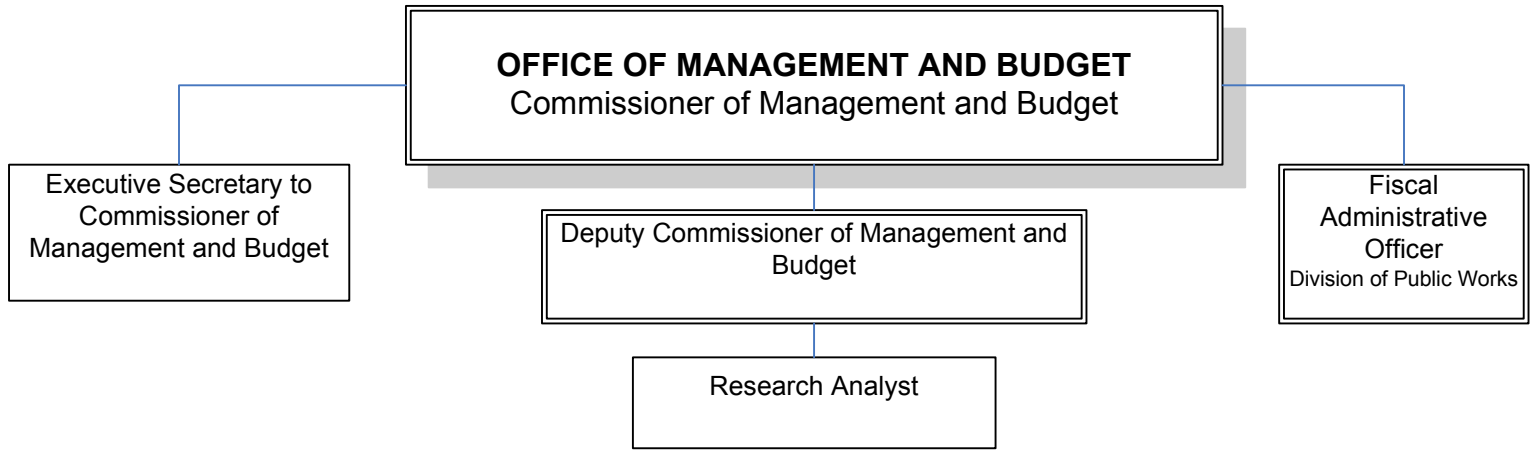
Program Areas and Services

Office of Management and Budget

Actual County Cost of Program/Activity 2013: \$421,384

Service Provided: Prepare the County's Tentative Operating Budget annually in conjunction with the Sullivan County Manager, and compile and provide data to the Sullivan County Legislature as requested during their review of the Tentative Budget; complete and file the County's Capital Plan; prepare the annual Tax Levy; compile monthly budget modifications and verify sufficient funds exist in the Adopted Operating Budget to cover the modifications; assist with the County's Annual Audit; assist other County departments with various projects, such as the upgrade of the Public Safety communication infrastructure; investigate financial impact of special projects as needed, such as alternative health benefits, merger of departments, financial impacts of capital projects, etc.; Department Head also serves as Deputy County Manager.

Population Served: County Legislature, County Manager, all divisions, departments and offices of Sullivan County, and municipalities of Sullivan County



MANAGEMENT AND BUDGET

MANAGEMENT & BUDGET

Personal Services:	AMENDED	REQUESTED	RECOMMENDED	ADOPTED
	2014	2015	2015	2015
COMM MANAGEMENT & BUDGET	1	1	1	1
DEPUTY COMM MGT&BUDGET	.5	.5	.5	.5
EXEC SEC TO COMM MGMT & BUDGET	1	1	1	1
FISCAL ADMINISTRATIVE OFFICER	1	1	1	1
RESEARCH ANALYST	1	1	1	1
	<u>4.5</u>	<u>4.5</u>	<u>4.5</u>	<u>4.5</u>

2015 BUDGET SALARIES BY DEPARTMENT

POSITION NUMBER	POSITION DESCRIPTION	2014 BUDGET AMENDED	2015 BUDGET REQUESTED	2015 BUDGET RECOMMENDED	2015 BUDGET ADOPTED
A-1340	MANAGEMENT & BUDGET				
1976	FISCAL ADMINISTRATIVE OFFICER	\$70,642	\$71,348	\$71,348	\$71,348
2695	RESEARCH ANALYST	\$51,080	\$51,591	\$51,591	\$51,591
2703	COMM MANAGEMENT & BUDGET	\$92,000	\$92,920	\$92,920	\$92,920
2706	DEPUTY COMM MGT&BUDGET	\$32,500	\$32,500	\$32,500	\$32,500
2983	EXEC SEC TO COMM MGMT & BUDGET	\$35,000	\$35,350	\$35,350	\$35,350

*Position 2706 DEPUTY COMM MGMT & BUDGET is split with A-1343 Payroll

County of Sullivan
GENERAL FUND OPERATING BUDGET

Account Number	Description	2014 AMENDED BUDGET	2015 DEPARTMENT REQUEST	2015 RECOMMENDED	2015 ADOPTED
Department : A-1340 - MANAGEMENT & BUDGET					
Budgetary Appropriations					
10.1011	REGULAR PAY	\$267,499	\$283,709	\$283,709	\$283,709
10.1013	LONGEVITY	\$3,000	\$3,450	\$3,450	\$3,450
Total: Personal Services		\$270,499	\$287,159	\$287,159	\$287,159
40.4002	ACCOUNT/AUDIT/ACTUARIAL SERVICES	\$2,000	\$2,000	\$2,000	\$2,000
41.4102	LODGING	\$160	\$200	\$320	\$320
41.4104	MILEAGE/TOLLS	\$2,045	\$1,800	\$1,800	\$1,800
41.4105	REGISTRATION FEES	\$1,690	\$500	\$500	\$500
41.4109	CO FLEET CHARGEBACK	\$250	\$250	\$250	\$250
42.4201	ADVERTISING	\$799	\$0	\$0	\$0
42.4203	OFFICE SUPPLIES	\$250	\$250	\$250	\$250
42.4204	POSTAGE	\$75	\$0	\$0	\$0
42.4205	PRINTING	\$1,426	\$1,426	\$1,426	\$1,426
45.4501	SPEC DEPT SUPPLY MISC/OTHER	\$400	\$400	\$400	\$400
47.4703	DUES	\$627	\$800	\$800	\$800
47.4707	MAINTENANCE IN LIEU OF RENT	\$19,224	\$19,224	\$19,224	\$19,224
47.4710	DEPT MISC/OTHER	\$2,640	\$0	\$0	\$0
Total: Contract Services		\$31,586	\$26,850	\$26,970	\$26,970
80.8001	FICA AND MEDICARE	\$21,112	\$22,056	\$22,056	\$22,056
80.8002	HLTH INSUR ACTIVE EMPLOYEE	\$48,086	\$83,820	\$83,820	\$83,820
80.8004	HLTH INSUR OPT OUT	\$3,000	\$1,500	\$1,500	\$1,500
80.8005	RETIREMENT	\$41,766	\$49,013	\$47,524	\$47,524
80.8006	WORKERS COMPENSATION	\$13,110	\$14,415	\$14,415	\$14,415
80.8007	DISABILITY	\$452	\$565	\$565	\$565
Total: Employee Benefits		\$127,526	\$171,369	\$169,880	\$169,880
	Total Budgetary Appropriations for A-1340	\$429,611	\$485,378	\$484,009	\$484,009
Budgetary Revenues					
R1289.R247	GEN GOV DEPT INCOME - MISC FEE/REIMBURSMNT	\$(1,098)	\$0	\$0	\$0
R2210.R134	GEN SERV OTHR GOV - CHARGBK - INTERDEPARTMNTL	\$(3,392)	\$(1,800)	\$(1,800)	\$(1,800)
Total: Departmental Revenue		\$(4,490)	\$(1,800)	\$(1,800)	\$(1,800)
	Total Budgetary Revenues for A-1340	\$(4,490)	\$(1,800)	\$(1,800)	\$(1,800)
	COUNTY SHARE	\$425,121	\$483,578	\$482,209	\$482,209

A-1341 GRANTS ADMINISTRATION

Mission Statement

The mission of the Sullivan County Department of Grants Administration (DGA) is to facilitate access to discretionary external funding for Sullivan County Departments, while improving the administration and management of existing grant resources.

	2014 Amended	2015 Adopted
Budgetary Appropriations		
Personal Services	\$158,721	\$163,899
Equipment	\$0	\$0
Contract Services	\$11,226	\$10,566
Employee Benefits	\$75,746	\$80,524
Total Budgetary Appropriations	\$245,693	\$254,989
 Budgetary Revenues		
Departmental Revenue	\$0	\$0
State Aid	\$0	\$0
Total Budgetary Revenues	\$0	\$0
 County Share	\$245,693	\$254,989
 Positions	 3	 3

A1341 Department of Grants Administration

The mission of the Department of Grants Administration is to facilitate access to discretionary external funding for Sullivan County Government Departments, while improving the administration and management of existing grant / funding sources.

The Department receives its funding from the County's general fund and is 100% County cost. It is not a mandated office.

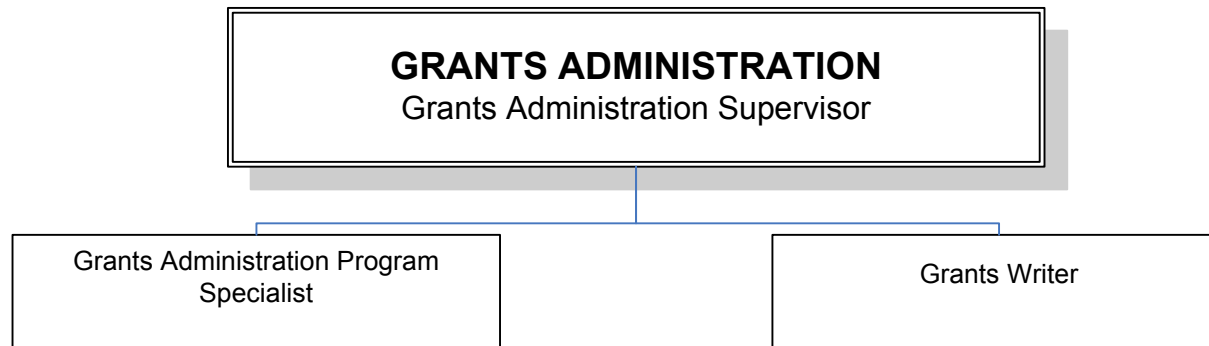
Program Areas and Services

Total Staff or FTE Assigned: 3

Actual County Cost of Program/Activity 2013: \$242,190

Service Provided by Program: Conduct research to identify/pursue funding sources for various priorities as identified by the County Legislature, County Manager, and Department heads; Collaborate with numerous County departments, municipalities and outside agencies, in the identification, procurement of funding, and advisement of administration and post award documentation; support/assist in the management of the fiscal and operational administration of funded programs; track, inventory, and report on all County department funding secured; provide technical and research assistance to all County departments, municipalities and external agencies who request demographic/other statistical information to support grant applications, establish government policies, and stimulate the economy; effectively communicate the fiscal requirements and impacts to the County Manager and Division of Management & Budget relative to funding secured; address pop-in inquiries from the County public on potential sources of funding to meet their individual or business needs; Work with the Sullivan County Electrical Licensing Board Chairperson in the administration of licensing of electricians in the County, all as part of the effort to ensure the County Legislature's directive of licensing electricians is conducted in a fair manner, and that said licensing be implemented and is an effective method to protect the public.

Population Served by Program: County government departments (primary), local municipalities, local agencies, County residents, and electrical licensing applicants and currently licensed electricians



GRANTS ADMINISTRATION

GRANTS ADMINISTRATION

Personal Services:	AMENDED 2014	REQUESTED 2015	RECOMMENDED 2015	ADOPTED 2015
GRANTS ADMIN PROGRAM SPECIALIST	1	1	1	1
GRANTS ADMINISTRATION SUPERVISOR	1	1	1	1
GRANTS WRITER	1	1	1	1
	<hr style="width: 100%; border: 0.5px solid black;"/>	<hr style="width: 100%; border: 0.5px solid black;"/>	<hr style="width: 100%; border: 0.5px solid black;"/>	<hr style="width: 100%; border: 0.5px solid black;"/>
	3	3	3	3

2015 BUDGET SALARIES BY DEPARTMENT

POSITION NUMBER	POSITION DESCRIPTION	2014 BUDGET AMENDED	2015 BUDGET REQUESTED	2015 BUDGET RECOMMENDED	2015 BUDGET ADOPTED
A-1341	GRANTS ADMINISTRATION				
2119	GRANTS ADMIN PROGRAM SPECIALIST	\$32,203	\$32,525	\$32,525	\$32,525
2762	GRANTS ADMINISTRATION SUPERVISOR	\$70,642	\$71,348	\$71,348	\$71,348
2887	GRANTS WRITER	\$56,362	\$56,926	\$56,926	\$56,926

County of Sullivan
GENERAL FUND OPERATING BUDGET

Account Number	Description	2014 AMENDED BUDGET	2015 DEPARTMENT REQUEST	2015 RECOMMENDED	2015 ADOPTED
Department : A-1341 - GRANTS ADMINISTRATION					
Budgetary Appropriations					
10.1011	REGULAR PAY	\$155,821	\$163,335	\$160,799	\$160,799
10.1012	OVERTIME PAY	\$0	\$0	\$0	\$0
10.1013	LONGEVITY	\$2,900	\$3,100	\$3,100	\$3,100
Total: Personal Services		\$158,721	\$166,435	\$163,899	\$163,899
41.4109	CO FLEET CHARGEBACK	\$40	\$200	\$200	\$200
42.4203	OFFICE SUPPLIES	\$515	\$500	\$500	\$500
42.4204	POSTAGE	\$90	\$150	\$150	\$150
42.4205	PRINTING	\$2,120	\$2,140	\$2,140	\$2,140
47.4707	MAINTENANCE IN LIEU OF RENT	\$7,576	\$7,576	\$7,576	\$7,576
47.4717	BLDG/PROP/EQUIP REPAIRS&MAINTNCE	\$65	\$0	\$0	\$0
47.4767	NYS/US REGLTRY FEES/FINES/ASSESS	\$20	\$0	\$0	\$0
Total: Contract Services		\$10,426	\$10,566	\$10,566	\$10,566
80.8001	FICA AND MEDICARE	\$12,525	\$12,610	\$12,653	\$12,653
80.8002	HLTH INSUR ACTIVE EMPLOYEE	\$28,974	\$30,604	\$30,604	\$30,604
80.8004	HLTH INSUR OPT OUT	\$1,500	\$1,500	\$1,500	\$1,500
80.8005	RETIREMENT	\$24,820	\$28,022	\$27,158	\$27,158
80.8006	WORKERS COMPENSATION	\$7,588	\$8,242	\$8,270	\$8,270
80.8007	DISABILITY	\$339	\$339	\$339	\$339
Total: Employee Benefits		\$75,746	\$81,317	\$80,524	\$80,524
	Total Budgetary Appropriations for A-1341	\$244,893	\$258,318	\$254,989	\$254,989
Budgetary Revenues					
R3089.R167	ST AID GEN GOV - DEPARTMENTAL AID	\$0	\$0	\$0	\$0
Total: State Aid		\$0	\$0	\$0	\$0
	Total Budgetary Revenues for A-1341	\$0	\$0	\$0	\$0
	COUNTY SHARE	\$244,893	\$258,318	\$254,989	\$254,989

A-1342 RISK MANAGEMENT

Mission Statement

The Department of Risk Management and Insurance is responsible for the comprehensive risk management program that is in place to protect and insure the assets of Sullivan County.

	2014 Amended	2015 Adopted
Budgetary Appropriations		
Personal Services	\$0	\$192,177
Contract Services	\$0	\$45,101
Employee Benefits	\$0	\$99,752
Total Budgetary Appropriations	\$0	\$337,030
 Budgetary Revenues		
Departmental Revenue	\$0	\$136,000
Total Budgetary Revenues	\$0	\$136,000
 County Share	\$0	\$201,030
 Positions	0	4

A1342 RISK MANAGEMENT AND INSURANCE

The mission of the Department of Risk Management and Insurance is to coordinate employee and retiree benefits, administration of the County's Workers' compensation insurance fund, and oversee property casualty insurance.

The Department of Risk Management and Insurance receives funding through chargebacks to other County agencies. It is responsible for several mandated programs including benefits administration as per the County's collective bargaining agreements, and maintenance of Worker's Compensation insurance as per WCL §3; WCL §50; Chapter 43, and Article I of the Sullivan County Code.

Program Areas and Services

Actual County Cost of Program/Activity 2013: \$257,959

Services Provided: Administration/coordination of Health, Dental, Vision, AFLAC, Retiree Benefits, COBRA; administration of dental and vision benefits for SCCC employees; Liaison with benefit providers, brokers and bargaining units; administer/process monthly billing; administration of Medicare Part B reimbursements; provide customer service to employees, retirees and their dependants; accounting functions regarding the County Health account; reconciliation of all payroll deduction discrepancy reports; determination/payment of buyouts; Maintain schedule of County owned/leased buildings, vehicles and equipment; review coverage and secure quotations for renewal programs for each policy maintained by and for the County of Sullivan; monitor performance of our insurance brokers and companies; subrogate against others for damage to County property; procures policies in addition to the property casualty insurance; Administration of Workers Compensation fund; ongoing monitoring of claims; conversion of WC incident reports to C-2 forms and data entry; quarterly activity checks; processing employer reimbursements; processing Special Funds checks; Processing RMSCO check register; coordination of pre-employment physicals for all entities; preparing WC apportionment

Population Served: County taxpayers, residents, employees, retirees, dependents, vendors; all College employees who are provided dental and vision benefits; all Towns/Villages, various fire departments & ambulance corps.

Department of Risk Management & Insurance
Director of Risk Management & Insurance

Assistant Director of Risk
Management & Insurance

Insurance Clerk (PT)

Risk Management
& Insurance
Program Coord.

RISK MANAGEMENT

Personal Services:	AMENDED 2014	REQUESTED 2015	RECOMMENDED 2015	ADOPTED 2015
ASST DIR RISK MANAGEMENT & INS	0	0	1	1
DIR RISK MGMT & INSURANCE SPL	0	0	1	1
INSURANCE CLERK SPL PT	0	0	1	1
RISK MGMT & INS PROG COORD	0	0	1	1
	<u>0</u>	<u>0</u>	<u>4</u>	<u>4</u>

2015 BUDGET SALARIES BY DEPARTMENT

POSITION NUMBER	POSITION DESCRIPTION	2014 BUDGET AMENDED	2015 BUDGET REQUESTED	2015 BUDGET RECOMMENDED	2015 BUDGET ADOPTED
A-1342	RISK MANAGEMENT				
304	DIR RISK MGMT & INSURANCE SPL	\$0	\$0	\$71,348	\$71,348
339	ASST DIR RISK MANAGEMENT & INS	\$0	\$0	\$49,395	\$49,395
1156	RISK MGMT & INS PROG COORD	\$0	\$0	\$41,947	\$41,947
1852	INSURANCE CLERK SPL PT	\$0	\$0	\$22,687	\$22,687

County of Sullivan
GENERAL FUND OPERATING BUDGET

Account Number	Description	2014 AMENDED BUDGET	2015 DEPARTMENT REQUEST	2015 RECOMMENDED	2015 ADOPTED
Department : A-1342 - RISK MANAGEMENT					
Budgetary Appropriations					
10.1011	REGULAR PAY	\$0	\$0	\$185,377	\$185,377
10.1013	LONGEVITY	\$0	\$0	\$6,800	\$6,800
Total: Personal Services		\$0	\$0	\$192,177	\$192,177
41.4109	CO FLEET CHARGEBACK	\$0	\$0	\$120	\$120
42.4203	OFFICE SUPPLIES	\$0	\$0	\$300	\$300
42.4204	POSTAGE	\$0	\$0	\$1,000	\$1,000
42.4205	PRINTING	\$0	\$0	\$2,200	\$2,200
42.4206	PUBLICATIONS	\$0	\$0	\$100	\$100
47.4707	MAINTENANCE IN LIEU OF RENT	\$0	\$0	\$2,381	\$2,381
47.4767	NYS/US REGLTRY FEES/FINES/ASSESS	\$0	\$0	\$39,000	\$39,000
Total: Contract Services		\$0	\$0	\$45,101	\$45,101
80.8001	FICA AND MEDICARE	\$0	\$0	\$14,816	\$14,816
80.8002	HLTH INSUR ACTIVE EMPLOYEE	\$0	\$0	\$41,456	\$41,456
80.8004	HLTH INSUR OPT OUT	\$0	\$0	\$1,500	\$1,500
80.8005	RETIREMENT	\$0	\$0	\$31,844	\$31,844
80.8006	WORKERS COMPENSATION	\$0	\$0	\$9,684	\$9,684
80.8007	DISABILITY	\$0	\$0	\$452	\$452
Total: Employee Benefits		\$0	\$0	\$99,752	\$99,752
Total Budgetary Appropriations for A-1342		\$0	\$0	\$337,030	\$337,030
Budgetary Revenues					
R2210.R134	GEN SERV OTHR GOV - CHARGBK - INTERDEPARTMNTL	\$0	\$0	\$(136,000)	\$(136,000)
Total: Departmental Revenue		\$0	\$0	\$(136,000)	\$(136,000)
Total Budgetary Revenues for A-1342		\$0	\$0	\$(136,000)	\$(136,000)
COUNTY SHARE		\$0	\$0	\$201,030	\$201,030

A-1343 PAYROLL

Mission Statement

The Payroll Department is responsible for all payroll functions of the County, including withholding tax, pension contributions, employer taxes, any garnishments, or other court orders associated with payroll regarding a County employee; the time-keeping system; and ensuring coordination and compliance with the County's financial software management system.

	2014 Amended	2015 Adopted
Budgetary Appropriations		
Personal Services	\$173,077	\$165,860
Equipment	\$0	\$0
Contract Services	\$13,558	\$13,573
Employee Benefits	\$68,150	\$69,933
Total Budgetary Appropriations	\$254,785	\$249,366
 County Share	 \$254,785	 \$249,366
 Positions	 3.5	 3.5

A1343 PAYROLL

The Sullivan County Office of Payroll processes biweekly payroll for all County employees, provides software support for Countywide timekeeping and financial software systems, and provides reports for various entities.

Payroll receives its funding from the County's general fund and is 100% County cost. It is not a mandated office.

Program Areas and Services

Actual County Cost of Program/Activity 2013: \$250,511

Service Provided: Process biweekly payroll including payment of all biweekly payroll taxes. Reconcile and pay all employee deductions including union dues, retirement contribution, retirement loans, garnishments, credit union deposits, etc. Reconciliation of all federal and state quarterly and annual reports, such as NYS 45 and W-2 reports; reconciliation and filing of monthly NYS Retirement report. Maintain the New World employee database, and answer all correspondence regarding employment verification, unemployment, NYS Retirement inquiries, etc.; Provide software support for the County wide timekeeping system (Smartlinx), New World Human Resources module, and New World financial module; act as liaison between software vendor, MIS and departments to implement conversions; Crystal Report writing for various entities including unions, departments, auditors, FOIL requests, etc.

Population Served by Program: All Sullivan County departments and employees

OFFICE OF PAYROLL
Deputy Commissioner of Management and Budget

Payroll Coordinator/Software Support

Senior Payroll Clerk (2)

PAYROLL

PAYROLL

Personal Services:	AMENDED	REQUESTED	RECOMMENDED	ADOPTED
	2014	2015	2015	2015
DEPUTY COMM MANAGEMENT & BUDGET	.5	.5	.5	.5
PAYROLL COORD/SOFTWARE SUPP TECH	1	1	1	1
SENIOR PAYROLL CLERK	2	2	2	2
	<u>3.5</u>	<u>3.5</u>	<u>3.5</u>	<u>3.5</u>

2015 BUDGET SALARIES BY DEPARTMENT

POSITION NUMBER	POSITION DESCRIPTION	2014 BUDGET AMENDED	2015 BUDGET REQUESTED	2015 BUDGET RECOMMENDED	2015 BUDGET ADOPTED
A-1343	PAYROLL				
5	SENIOR PAYROLL CLERK	\$32,203	\$36,525	\$32,525	\$32,525
1809	SENIOR PAYROLL CLERK	\$32,203	\$36,525	\$32,525	\$32,525
2706	DEPUTY COMM MANAGEMENT & BUDGET	\$32,500	\$32,500	\$32,500	\$32,500
2726	PAYROLL COORD/SOFTWARE SUPP TECH	\$65,208	\$65,860	\$65,860	\$65,860

*Position 2706 DEPUTY COMM MGMT & BUDGET is split with A1340 Office of Mgmt & Budget

County of Sullivan
GENERAL FUND OPERATING BUDGET

Account Number	Description	2014 AMENDED BUDGET	2015 DEPARTMENT REQUEST	2015 RECOMMENDED	2015 ADOPTED
Department : A-1343 - PAYROLL					
Budgetary Appropriations					
10.1011	REGULAR PAY	\$170,277	\$171,410	\$163,410	\$163,410
10.1013	LONGEVITY	\$2,800	\$2,450	\$2,450	\$2,450
Total: Personal Services		\$173,077	\$173,860	\$165,860	\$165,860
41.4104	MILEAGE/TOLLS	\$10	\$0	\$0	\$0
41.4109	CO FLEET CHARGEBACK	\$0	\$140	\$140	\$140
42.4203	OFFICE SUPPLIES	\$781	\$660	\$660	\$660
42.4204	POSTAGE	\$775	\$800	\$800	\$800
42.4205	PRINTING	\$2,319	\$2,300	\$2,300	\$2,300
47.4707	MAINTENANCE IN LIEU OF RENT	\$9,633	\$9,633	\$9,633	\$9,633
47.4710	DEPT MISC/OTHER	\$40	\$40	\$40	\$40
Total: Contract Services		\$13,558	\$13,573	\$13,573	\$13,573
80.8001	FICA AND MEDICARE	\$13,413	\$13,473	\$12,860	\$12,860
80.8002	HLTH INSUR ACTIVE EMPLOYEE	\$17,344	\$18,538	\$18,538	\$18,538
80.8004	HLTH INSUR OPT OUT	\$2,250	\$2,250	\$2,250	\$2,250
80.8005	RETIREMENT	\$26,481	\$29,939	\$27,483	\$27,483
80.8006	WORKERS COMPENSATION	\$8,266	\$8,806	\$8,406	\$8,406
80.8007	DISABILITY	\$396	\$396	\$396	\$396
Total: Employee Benefits		\$68,150	\$73,402	\$69,933	\$69,933
Total Budgetary Appropriations for A-1343		\$254,785	\$260,835	\$249,366	\$249,366
COUNTY SHARE		\$254,785	\$260,835	\$249,366	\$249,366

A-1344 HEALTH FINANCE

Mission Statement

Health Finance includes the fiscal staff assigned to the departments of Public Health and Community Services. These staff members provide financial support services and report to the Commissioner of Management and Budget.

	2014 Amended	2015 Adopted
Budgetary Appropriations		
Personal Services	\$128,508	\$128,560
Contract Services	\$0	\$0
Employee Benefits	\$75,017	\$78,885
Total Budgetary Appropriations	\$203,525	\$207,445
 Budgetary Revenues		
Departmental Revenue	\$201,323	\$207,998
Total Budgetary Revenues	\$201,323	\$207,998
 County Share	\$2,202	\$(553)
 Positions	 13	 13

A1344 HEALTH FINANCE

The Sullivan County Health Finance Department exists to support the financial needs of the Adult Care Center, Department of Community Services, and the Department of Public Health.

The Health Finance Department receives funding from the State and Federal government for the administration of the health programs of the three departments. It is a non-mandated office.

Program Areas and Services

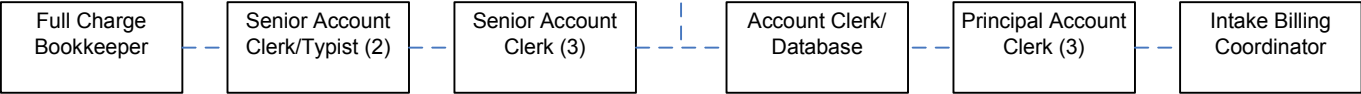
Actual County Cost of Program/Activity 2013: \$11,023

Service Provided: Responsible for the billing to Federal and State governments and insurance companies for reimbursement of the costs of providing services within the Adult Care Center, Community Services and Public Health departments. The fiscal staff is also charged with monitoring of the operating budget for their respective departments, the participation in the completion of the annual audit, federal single audit, and various cost reports.

Population Served: County Legislature, County Manager, and the Adult Care Center, Department of Community Services, and the Department of Public Health.

OFFICE OF HEALTH FINANCE
Commissioner of Management and Budget

Fiscal Administrative Officer (2)
(Community Services, Public Health)



HEALTH FINANCE

HEALTH FINANCE

Personal Services:	AMENDED	REQUESTED	RECOMMENDED	ADOPTED
	2014	2015	2015	2015
ACCOUNT CLERK/DATABASE	1	1	1	1
FISCAL ADMINISTRATIVE OFFICER	2	2	2	2
FULL CHARGE BOOKKEEPER	1	1	1	1
INTAKE BILLING COORDINATOR	1	1	1	1
PRINCIPAL ACCOUNT CLERK	3	3	3	3
SENIOR ACCOUNT CLERK	3	3	3	3
SENIOR ACCOUNT CLERK/TYPIST	1	1	1	1
SENIOR ACCOUNT CLERK/TYPIST	1	1	1	1
	<u>13</u>	<u>13</u>	<u>13</u>	<u>13</u>

2015 BUDGET SALARIES BY DEPARTMENT

POSITION NUMBER	POSITION DESCRIPTION	2014 BUDGET AMENDED	2015 BUDGET REQUESTED	2015 BUDGET RECOMMENDED	2015 BUDGET ADOPTED
A-1344	HEALTH FINANCE				
22	PRINCIPAL ACCOUNT CLERK	\$34,780	\$35,128	\$35,128	\$35,128
82	PRINCIPAL ACCOUNT CLERK	\$37,519	\$37,894	\$37,894	\$37,894
220	FISCAL ADMINISTRATIVE OFFICER	\$65,208	\$65,860	\$65,860	\$65,860
231	PRINCIPAL ACCOUNT CLERK	\$34,779	\$35,127	\$35,127	\$35,127
386	SENIOR ACCOUNT CLERK	\$29,464	\$29,759	\$29,759	\$29,759
403	SENIOR ACCOUNT CLERK/TYPIST	\$32,203	\$32,525	\$32,525	\$32,525
898	FISCAL ADMINISTRATIVE OFFICER	\$60,000	\$60,600	\$60,600	\$60,600
917	SENIOR ACCOUNT CLERK/TYPIST	\$26,708	\$26,975	\$26,975	\$26,975
1193	SENIOR ACCOUNT CLERK	\$29,676	\$29,973	\$29,973	\$29,973
1675	INTAKE BILLING COORDINATOR	\$32,203	\$32,525	\$32,525	\$32,525
1952	SENIOR ACCOUNT CLERK	\$29,676	\$29,973	\$29,973	\$29,973
2675	FULL CHARGE BOOKKEEPER	\$50,431	\$50,935	\$50,935	\$50,935
2961	ACCOUNT CLERK/DATABASE	\$23,325	\$24,799	\$24,799	\$24,799

County of Sullivan
GENERAL FUND OPERATING BUDGET

Account Number	Description	2014 AMENDED BUDGET	2015 DEPARTMENT REQUEST	2015 RECOMMENDED	2015 ADOPTED
Department : A-1344 - HEALTH FINANCE					
Budgetary Appropriations					
10.1011	REGULAR PAY	\$126,708	\$126,460	\$126,460	\$126,460
10.1013	LONGEVITY	\$1,800	\$2,100	\$2,100	\$2,100
Total: Personal Services		\$128,508	\$128,560	\$128,560	\$128,560
80.8001	FICA AND MEDICARE	\$9,831	\$9,835	\$9,835	\$9,835
80.8002	HLTH INSUR ACTIVE EMPLOYEE	\$39,140	\$41,094	\$41,094	\$41,094
80.8005	RETIREMENT	\$19,662	\$21,855	\$21,302	\$21,302
80.8006	WORKERS COMPENSATION	\$6,158	\$6,428	\$6,428	\$6,428
80.8007	DISABILITY	\$226	\$226	\$226	\$226
Total: Employee Benefits		\$75,017	\$79,438	\$78,885	\$78,885
Total Budgetary Appropriations for A-1344		\$203,525	\$207,998	\$207,445	\$207,445
Budgetary Revenues					
R2210.R134	GEN SERV OTHR GOV - CHARGBK - INTERDEPARTMNTL	\$(201,323)	\$(207,998)	\$(207,998)	\$(207,998)
Total: Departmental Revenue		\$(201,323)	\$(207,998)	\$(207,998)	\$(207,998)
Total Budgetary Revenues for A-1344		\$(201,323)	\$(207,998)	\$(207,998)	\$(207,998)
COUNTY SHARE		\$2,202	\$0	\$(553)	\$(553)

Purchasing and Central Services

Mission Statement

The mission of the Sullivan County Department of Purchasing is to establish, coordinate and administer purchasing policies for Sullivan County. The Sullivan County Department of Central Services provides mail services and supplies to the departments and agencies of Sullivan County.

	2014 Amended	2015 Adopted
Budgetary Appropriations		
Personal Services	\$221,245	\$254,013
Equipment	\$0	\$0
Contract Services	\$273,332	\$268,776
Employee Benefits	\$111,467	\$146,861
Total Budgetary Appropriations	\$606,044	\$669,650
Budgetary Revenues		
Departmental Revenue	\$211,681	\$208,688
Total Budgetary Revenues	\$211,681	\$208,688
 County Share	 \$394,363	 \$460,962
 Positions	 5	 5

A-1345 PURCHASING

	<u>2014 Amended</u>	<u>2015 Adopted</u>
Budgetary Appropriations		
Personal Services	\$221,245	\$254,013
Equipment	\$0	\$0
Contract Services	\$28,020	\$26,372
Employee Benefits	\$111,467	\$146,861
Total Budgetary Appropriations	<u>\$360,732</u>	<u>\$427,246</u>
Budgetary Revenues		
Departmental Revenue	\$0	\$0
Total Budgetary Revenues	<u>\$0</u>	<u>\$0</u>
County Share	<u>\$360,732</u>	<u>\$427,246</u>
Positions	5	5

A-1610 CENTRAL SERVICE ADMINISTRATION

	<u>2014 Amended</u>	<u>2015 Adopted</u>
Budgetary Appropriations		
Personal Services	\$0	\$0
Equipment	\$0	\$0
Contract Services	\$245,312	\$242,404
Employee Benefits	\$0	\$0
Total Budgetary Appropriations	<u>\$245,312</u>	<u>\$242,404</u>
Budgetary Revenues		
Departmental Revenue	\$211,681	\$208,688
Total Budgetary Revenues	<u>\$211,681</u>	<u>\$208,688</u>
County Share	<u>\$33,631</u>	<u>\$33,716</u>

A1345/A1610 PURCHASING AND CENTRAL SERVICES

The Sullivan County Office of Purchasing provides quality goods and services, at the lowest possible cost, meeting the needs of the Departments and Agencies. The Sullivan County Office of Central Services provides mail/courier services five days per week to the Government Center, Jail/Courthouse Complex and the Human Services Complex in Liberty, NY.

The Office of Purchasing receives no outside funding and is 100% County cost. The Office of Central Services receives no outside funding and is 100% County cost, however, a majority of the cost is charged back to County departments and is included in their budgets. Both are non-mandated offices.

Program Areas and Services

Office of Purchasing

Actual County Cost of Program/Activity 2013: \$343,599

Service Provided: Provide a procurement process that includes research, development, writing, executing and award of various bids, RFP's, quotes and everyday purchase orders for all necessary services, items and materials; processes and files all contracts that follow procurement guidelines.

Population Served: All County Departments and Agencies including the towns, villages and the Community College

Office of Central Services

Actual County Cost of Program/Activity 2013: \$75,344

Service Provided: Mail is sorted, delivered and processed daily. Mailroom services are currently outsourced to the Kristt Company, which provides one employee and includes transportation for all pickups and delivery.

Population Served: All County Departments and Agencies

DEPARTMENT OF PURCHASING AND CENTRAL SERVICES
Director of Purchasing & Central Services

Assistant Director of Purchasing and Central Services

Buyer

Purchasing Coordinator

Senior Account Clerk/
Database

Purchasing and Central Services

PURCHASING

Personal Services:	AMENDED	REQUESTED	RECOMMENDED	ADOPTED
	2014	2015	2015	2015
ASST DIR PURCHASING & CEN SVC	1	1	1	1
BUYER	1	1	1	1
DIR PURCHASING & CENTRAL SVS	1	1	1	1
PURCHASING COORD	1	1	1	1
SENIOR ACCOUNT CLERK/DATABASE	1	1	1	1
	<u>5</u>	<u>5</u>	<u>5</u>	<u>5</u>

2015 BUDGET SALARIES BY DEPARTMENT

POSITION NUMBER	POSITION DESCRIPTION	2014 BUDGET AMENDED	2015 BUDGET REQUESTED	2015 BUDGET RECOMMENDED	2015 BUDGET ADOPTED
A-1345	PURCHASING				
310	PURCHASING COORD	\$50,637	\$51,144	\$51,144	\$51,144
377	DIR PURCHASING & CENTRAL SVS	\$76,076	\$76,837	\$76,837	\$76,837
1933	ASST DIR PURCHASING & CEN SVC	\$51,129	\$51,640	\$51,640	\$51,640
2676	SENIOR ACCOUNT CLERK/DATABASE	\$32,203	\$32,525	\$32,525	\$32,525
2982	BUYER	\$33,037	\$33,367	\$33,367	\$33,367

County of Sullivan
GENERAL FUND OPERATING BUDGET

Account Number	Description	2014 AMENDED BUDGET	2015 DEPARTMENT REQUEST	2015 RECOMMENDED	2015 ADOPTED
Department : A-1345 - PURCHASING					
Budgetary Appropriations					
10.1011	REGULAR PAY	\$213,045	\$245,513	\$245,513	\$245,513
10.1013	LONGEVITY	\$8,200	\$8,500	\$8,500	\$8,500
Total: Personal Services		\$221,245	\$254,013	\$254,013	\$254,013
42.4201	ADVERTISING	\$2,200	\$2,200	\$2,200	\$2,200
42.4203	OFFICE SUPPLIES	\$1,091	\$1,000	\$1,000	\$1,000
42.4204	POSTAGE	\$750	\$750	\$750	\$750
42.4205	PRINTING	\$2,017	\$2,017	\$2,017	\$2,017
47.4707	MAINTENANCE IN LIEU OF RENT	\$21,962	\$20,405	\$20,405	\$20,405
Total: Contract Services		\$28,020	\$26,372	\$26,372	\$26,372
80.8001	FICA AND MEDICARE	\$16,983	\$19,489	\$19,489	\$19,489
80.8002	HLTH INSUR ACTIVE EMPLOYEE	\$48,570	\$71,229	\$71,229	\$71,229
80.8004	HLTH INSUR OPT OUT	\$750	\$750	\$750	\$750
80.8005	RETIREMENT	\$33,850	\$43,310	\$42,090	\$42,090
80.8006	WORKERS COMPENSATION	\$10,862	\$12,738	\$12,738	\$12,738
80.8007	DISABILITY	\$452	\$565	\$565	\$565
Total: Employee Benefits		\$111,467	\$148,081	\$146,861	\$146,861
Total Budgetary Appropriations for A-1345		\$360,732	\$428,466	\$427,246	\$427,246
COUNTY SHARE		\$360,732	\$428,466	\$427,246	\$427,246

County of Sullivan
GENERAL FUND OPERATING BUDGET

Account Number	Description	2014 AMENDED BUDGET	2015 DEPARTMENT REQUEST	2015 RECOMMENDED	2015 ADOPTED
Department : A-1610 - CENTRAL SERVICE ADMINISTRATION					
Budgetary Appropriations					
40.4013	CONTRACT OTHER	\$44,621	\$45,619	\$45,619	\$45,619
42.4203	OFFICE SUPPLIES	\$3,800	\$500	\$500	\$500
42.4204	POSTAGE	\$170,669	\$175,000	\$175,000	\$175,000
45.4541	SM EQUIP TOOLS APPLNCS, SM ELECT	\$419	\$0	\$0	\$0
47.4707	MAINTENANCE IN LIEU OF RENT	\$9,285	\$9,285	\$9,285	\$9,285
47.4710	DEPT MISC/OTHER	\$1,000	\$0	\$0	\$0
47.4728	POSTAGE EQUIPMENT	\$15,518	\$12,000	\$12,000	\$12,000
Total: Contract Services		\$245,312	\$242,404	\$242,404	\$242,404
80.8005	RETIREMENT	\$0	\$0	\$0	\$0
Total: Employee Benefits		\$0	\$0	\$0	\$0
	Total Budgetary Appropriations for A-1610	\$245,312	\$242,404	\$242,404	\$242,404
Budgetary Revenues					
R1289.R247	GEN GOV DEPT INCOME - MISC FEE/REIMBURSMNT	\$0	\$0	\$0	\$0
R1289.R267	GEN GOV DEPT INCOME - POSTAGE/UPS	\$(211,681)	\$(208,688)	\$(208,688)	\$(208,688)
R1289.R269	GEN GOV DEPT INCOME - PRINTING/COPIES	\$0	\$0	\$0	\$0
Total: Departmental Revenue		\$(211,681)	\$(208,688)	\$(208,688)	\$(208,688)
	Total Budgetary Revenues for A-1610	\$(211,681)	\$(208,688)	\$(208,688)	\$(208,688)
	COUNTY SHARE	\$33,631	\$33,716	\$33,716	\$33,716

County Clerk

Mission Statement

The mission of the Sullivan County Clerk's Office is to provide the public at large, as well as users, with cost effective and efficient delivery of services, and to provide said services in a timely and courteous manner. The County Clerk's Office is comprised of two distinct units, the Main unit and the Department of Motor Vehicles unit.

The County Clerk also oversees the Office of Records Manmagement. The mission of Sullivan County Records Management is to provide the public as well as governmental employees the ability to access records in a timely manner, and to assure that records are maintained, destroyed when required, and confidentiality is assured on an ongoing basis.

	2014 Amended	2015 Adopted
Budgetary Appropriations		
Personal Services	\$1,110,118	\$1,132,091
Equipment	\$20,000	\$18,500
Contract Services	\$326,486	\$326,430
Employee Benefits	\$715,484	\$764,663
Total Budgetary Appropriations	\$2,172,088	\$2,241,684
Budgetary Revenues		
Departmental Revenue	\$1,515,450	\$1,478,500
State Aid	\$0	\$1,500
Total Budgetary Revenues	\$1,515,450	\$14,800,000
 County Share	 \$656,638	 \$761,684
 Positions	 27.5	 27.5

A-1410-10 CC MAIN UNIT

	<u>2014 Amended</u>	<u>2015 Adopted</u>
Budgetary Appropriations		
Personal Services	\$648,540	\$674,127
Equipment	\$0	\$0
Contract Services	\$226,628	\$226,022
Employee Benefits	\$403,127	\$438,593
Total Budgetary Appropriations	<u>\$1,278,295</u>	<u>\$1,338,742</u>
Budgetary Revenues		
Departmental Revenue	\$776,778	\$812,900
State Aid	\$0	\$0
Total Budgetary Revenues	<u>\$776,778</u>	<u>\$812,900</u>
County Share	<u>\$501,517</u>	<u>\$525,842</u>
Positions	15.5	15.5

A-1410-11 CC - DMV

	<u>2014 Amended</u>	<u>2015 Adopted</u>
Budgetary Appropriations		
Personal Services	\$398,742	\$396,629
Equipment	\$20,000	\$18,500
Contract Services	\$76,385	\$76,935
Employee Benefits	\$256,913	\$268,647
Total Budgetary Appropriations	<u>\$752,040</u>	<u>\$760,711</u>
Budgetary Revenues		
Departmental Revenue	\$738,672	\$665,600
State Aid	\$0	\$1,500
Total Budgetary Revenues	<u>\$738,672</u>	<u>\$667,100</u>
County Share	<u>\$13,368</u>	<u>\$93,611</u>
Positions	10	10

A-1460 RECORDS MANAGEMENT

	<u>2014 Amended</u>	<u>2015 Adopted</u>
Budgetary Appropriations		
Personal Services	\$62,836	\$61,335
Equipment	\$0	\$0
Contract Services	\$23,473	\$23,473
Employee Benefits	\$55,444	\$57,423
Total Budgetary Appropriations	<u>\$141,753</u>	<u>\$142,231</u>
Budgetary Revenues		
State Aid	\$0	\$0
Total Budgetary Revenues	<u>\$0</u>	<u>\$0</u>
County Share	<u>\$141,753</u>	<u>\$142,231</u>
Positions	2	2

A1410 COUNTY CLERK'S OFFICE/A1460 RECORDS MANAGEMENT

The County Clerk's Office provides the public at large, as well as users, with cost effective and efficient delivery of services, and provides said services in a timely and courteous manner. It is composed of two distinct units, the Main Unit and the Department of Motor Vehicles. The County Clerk also oversees the Office of Records Management. The County Clerk Main Unit is the Constitutional office for recordings and filings. The Department of Motor Vehicle is the County's local agent for the NYS Department of Motor Vehicles. The Office of Records Management is responsible for storing all records, and coordinating the maintenance and destruction of records according to State Laws.

The County Clerk's Office receives funding from several sources of revenue, including fees for transactions such as filings, recordings, permits, licenses, and registrations. The County Clerk's Office Main Unit is mandated by the New York State Constitution. The Department of Motor Vehicles and the Office of Records Management are not mandated.

Program Areas and Services

Main Unit

Actual County Cost of Program/Activity 2013: \$358,082

Service Provided: Filing and recording of official records and documents including deeds, real property proceedings, civil proceedings, passports, pistol permits, notary, precious gems, F.A.V.O.R., peddlers permits, DBA, maps, naturalization, etc.

Population Served: All Sullivan County residents, visitors and businesses.

Motor Vehicles

Actual County Cost of Program/Activity 2013: (\$45,657)

Service Provided: Responsible for all transactions and services related to the NYS Department of Motor Vehicles, including drivers license transactions, vehicle registration, issuance of license plates, etc.

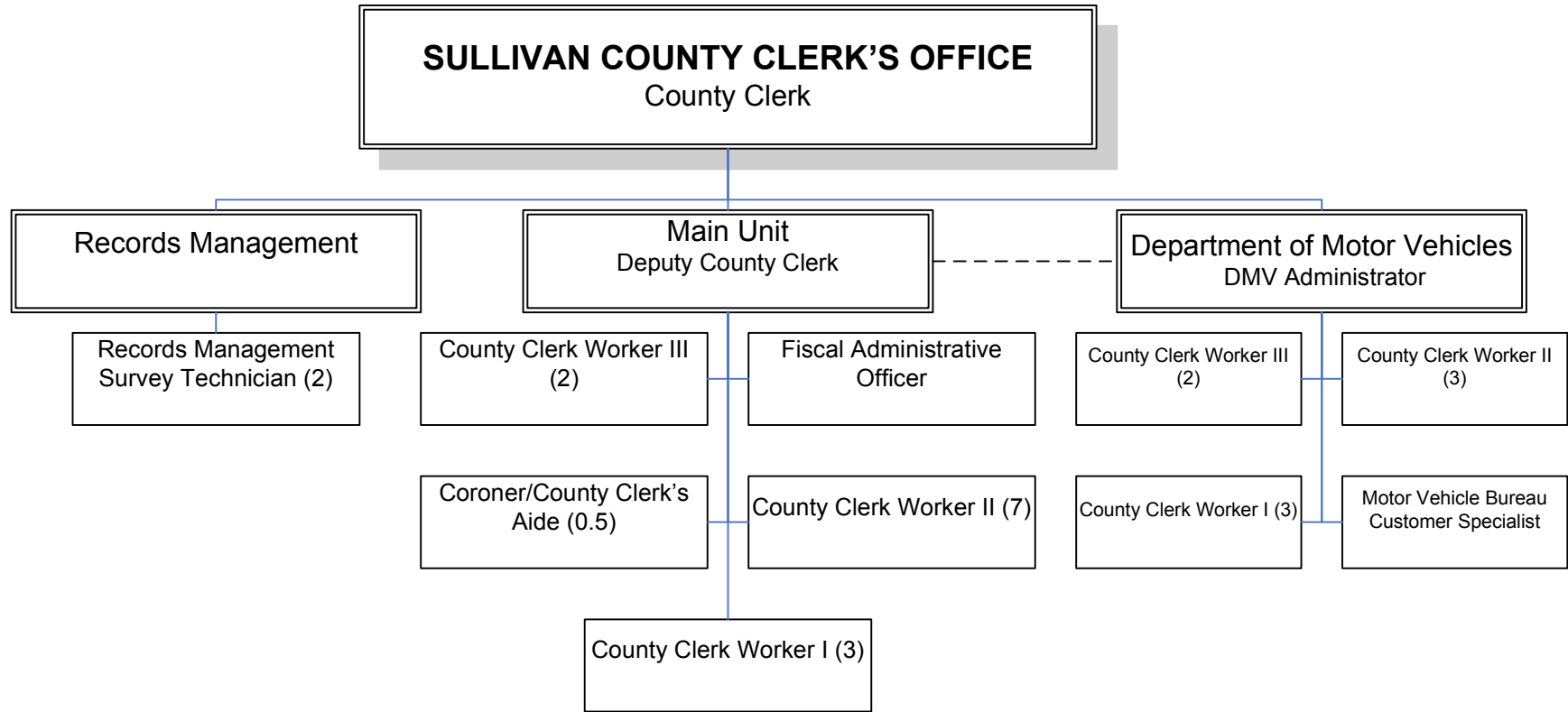
Population Served: All Sullivan County residents and visitors

Records Management

Actual County Cost of Program/Activity 2013: \$131,506

Service Provided: Systematic maintenance, retrieval, and disposing of records in accordance with NYS Archives

Population Served: All Sullivan County departments



County Clerk

CC MAIN UNIT

Personal Services:	AMENDED	REQUESTED	RECOMMENDED	ADOPTED
	2014	2015	2015	2015
CORONER/COUNTY CLERK'S AIDE	.5	.5	.5	.5
COUNTY CLERK	1	1	1	1
COUNTY CLERK WORKER I	3	3	3	3
COUNTY CLERK WORKER II	1	1	1	1
COUNTY CLERK WORKER III	1	1	1	1
COUNTY CLERK WORKER II	6	6	6	6
COUNTY CLERK WORKER III	1	1	1	1
DEPUTY COUNTY CLERK I	1	1	1	1
FISCAL ADMINISTRATIVE OFFICER	1	1	1	1
	15.5	15.5	15.5	15.5

2015 BUDGET SALARIES BY DEPARTMENT

POSITION NUMBER	POSITION DESCRIPTION	2014 BUDGET AMENDED	2015 BUDGET REQUESTED	2015 BUDGET RECOMMENDED	2015 BUDGET ADOPTED
A-1410-10	CC MAIN UNIT				
38	DEPUTY COUNTY CLERK I	\$54,340	\$54,883	\$54,883	\$54,883
181	COUNTY CLERK WORKER I	\$32,203	\$32,525	\$32,525	\$32,525
621	COUNTY CLERK	\$78,000	\$78,000	\$78,000	\$78,000
728	COUNTY CLERK WORKER II	\$40,572	\$40,978	\$40,978	\$40,978
867	CORONER/COUNTY CLERK'S AIDE	\$16,101	\$16,262	\$16,262	\$16,262
2369	COUNTY CLERK WORKER I	\$32,203	\$32,525	\$32,525	\$32,525
2581	COUNTY CLERK WORKER III	\$41,168	\$41,580	\$41,580	\$41,580
2662	COUNTY CLERK WORKER III	\$46,050	\$46,511	\$46,511	\$46,511
2766	COUNTY CLERK WORKER II	\$34,780	\$35,128	\$35,128	\$35,128
2769	COUNTY CLERK WORKER II	\$34,780	\$35,128	\$35,128	\$35,128
2770	COUNTY CLERK WORKER II	\$41,327	\$41,740	\$41,740	\$41,740
2771	COUNTY CLERK WORKER II	\$34,780	\$35,128	\$35,128	\$35,128
2772	COUNTY CLERK WORKER II	\$34,780	\$35,128	\$35,128	\$35,128
2773	COUNTY CLERK WORKER II	\$34,780	\$35,128	\$35,128	\$35,128
2933	FISCAL ADMINISTRATIVE OFFICER	\$60,000	\$60,600	\$60,600	\$60,600
2980	COUNTY CLERK WORKER I	\$27,534	\$28,983	\$28,983	\$28,983

*Position 867 CORONER/COUNTY CLERK'S AIDE is split with A1185 Coroners

County Clerk

CC - DMV

Personal Services:	AMENDED	REQUESTED	RECOMMENDED	ADOPTED
	2014	2015	2015	2015
COUNTY CLERK WORKER I	3	3	3	3
COUNTY CLERK WORKER II	1	1	1	1
COUNTY CLERK WORKER III	1	1	1	1
COUNTY CLERK WORKER II	2	2	2	2
COUNTY CLERK WORKER III	1	1	1	1
DEPT OF MOTOR VEHICLE ADMIN	1	1	1	1
MOTOR VEHICLE BUREAU CUSTOMER SE	1	1	1	1
	<u>10</u>	<u>10</u>	<u>10</u>	<u>10</u>

2015 BUDGET SALARIES BY DEPARTMENT

POSITION NUMBER	POSITION DESCRIPTION	2014 BUDGET AMENDED	2015 BUDGET REQUESTED	2015 BUDGET RECOMMENDED	2015 BUDGET ADOPTED
A-1410-11	CC - DMV				
6	DEPT OF MOTOR VEHICLE ADMIN	\$51,080	\$51,591	\$51,591	\$51,591
44	COUNTY CLERK WORKER I	\$32,203	\$32,525	\$32,525	\$32,525
385	COUNTY CLERK WORKER II	\$34,780	\$35,128	\$35,128	\$35,128
389	COUNTY CLERK WORKER I	\$32,203	\$32,525	\$32,525	\$32,525
1958	COUNTY CLERK WORKER III	\$43,310	\$43,743	\$43,743	\$43,743
2451	COUNTY CLERK WORKER I	\$32,203	\$32,525	\$32,525	\$32,525
2582	COUNTY CLERK WORKER III	\$46,050	\$46,511	\$46,511	\$46,511
2728	MOTOR VEHICLE BUREAU CUSTOMER SE	\$32,203	\$32,525	\$32,525	\$32,525
2767	COUNTY CLERK WORKER II	\$34,780	\$35,128	\$35,128	\$35,128
2768	COUNTY CLERK WORKER II	\$34,780	\$35,128	\$35,128	\$35,128

County Clerk

RECORDS MANAGEMENT

Personal Services:	AMENDED	REQUESTED	RECOMMENDED	ADOPTED
	2014	2015	2015	2015
RECORDS MANAGEMENT SURVEY TECH	1	1	1	1
RECORDS MGMT SURVEY TECHNICIAN	1	1	1	1
	<u>2</u>	<u>2</u>	<u>2</u>	<u>2</u>

2015 BUDGET SALARIES BY DEPARTMENT

POSITION NUMBER	POSITION DESCRIPTION	2014 BUDGET AMENDED	2015 BUDGET REQUESTED	2015 BUDGET RECOMMENDED	2015 BUDGET ADOPTED
A-1460	RECORDS MANAGEMENT				
1849	RECORDS MGMT SURVEY TECHNICIAN	\$32,203	\$32,525	\$32,525	\$32,525
2574	RECORDS MANAGEMENT SURVEY TECH	\$27,534	\$27,810	\$27,810	\$27,810

**County of Sullivan
GENERAL FUND OPERATING BUDGET**

Account Number	Description	2014 AMENDED BUDGET	2015 DEPARTMENT REQUEST	2015 RECOMMENDED	2015 ADOPTED
Department : A-1410-10 - COUNTY CLERK - CC MAIN UNIT					
Budgetary Appropriations					
10.1011	REGULAR PAY	\$625,990	\$650,227	\$650,227	\$650,227
10.1012	OVERTIME PAY	\$0	\$0	\$0	\$0
10.1013	LONGEVITY	\$21,050	\$22,400	\$22,400	\$22,400
10.1015	OTHER PAY	\$1,500	\$1,500	\$1,500	\$1,500
Total: Personal Services		\$648,540	\$674,127	\$674,127	\$674,127
41.4102	LODGING	\$500	\$1,400	\$1,400	\$1,400
41.4103	MEALS	\$100	\$600	\$600	\$600
41.4104	MILEAGE/TOLLS	\$100	\$100	\$100	\$100
41.4105	REGISTRATION FEES	\$185	\$185	\$185	\$185
41.4108	AUTO TRAVEL OTHER	\$75	\$115	\$115	\$115
41.4109	CO FLEET CHARGEBACK	\$750	\$750	\$750	\$750
42.4202	MICROFILMING	\$4,100	\$4,100	\$4,100	\$4,100
42.4203	OFFICE SUPPLIES	\$12,658	\$10,200	\$10,200	\$10,200
42.4204	POSTAGE	\$4,500	\$4,500	\$4,500	\$4,500
42.4205	PRINTING	\$17,500	\$17,090	\$17,090	\$17,090
42.4206	PUBLICATIONS	\$270	\$698	\$698	\$698
42.4207	FURNITURE	\$150	\$150	\$150	\$150
43.4301	SUPPLIES	\$5,414	\$6,664	\$6,664	\$6,664
43.4308	MIS CHARGEBACKS	\$69,709	\$72,492	\$72,492	\$72,492
45.4505	BLDG/PROP MAINTENANCE	\$11	\$0	\$0	\$0
45.4541	SM EQUIP TOOLS APPLNCS, SM ELECT	\$2,518	\$0	\$0	\$0
45.4543	FOOD	\$150	\$150	\$150	\$150
46.4602	EMPL MEAL ALLOWANCE	\$90	\$0	\$0	\$0
47.4702	EQUIP SERVICE/REPAIRS	\$0	\$0	\$0	\$0
47.4703	DUES	\$330	\$330	\$330	\$330
47.4707	MAINTENANCE IN LIEU OF RENT	\$104,278	\$104,278	\$104,278	\$104,278
47.4710	DEPT MISC/OTHER	\$520	\$0	\$0	\$0
47.4717	BLDG/PROP/EQUIP REPAIRS&MAINTNCE	\$2,500	\$2,000	\$2,000	\$2,000
47.4732	BLDG/PROP ELECTRONIC MONITORING	\$220	\$220	\$220	\$220
47.4746	RECORDS MANAGEMENT	\$0	\$0	\$0	\$0
Total: Contract Services		\$226,628	\$226,022	\$226,022	\$226,022
80.8001	FICA AND MEDICARE	\$49,613	\$51,571	\$51,571	\$51,571
80.8002	HLTH INSUR ACTIVE EMPLOYEE	\$222,163	\$239,861	\$239,861	\$239,861
80.8005	RETIREMENT	\$97,763	\$114,602	\$111,703	\$111,703
80.8006	WORKERS COMPENSATION	\$31,949	\$33,706	\$33,706	\$33,706
80.8007	DISABILITY	\$1,639	\$1,752	\$1,752	\$1,752
Total: Employee Benefits		\$403,127	\$441,492	\$438,593	\$438,593
Total Budgetary Appropriations for A-1410-10		\$1,278,295	\$1,341,641	\$1,338,742	\$1,338,742
Budgetary Revenues					
R1255.R247	CLERK FEE - MISC FEE/REIMBURSMNT	\$(956,750)	\$(776,176)	\$(776,176)	\$(776,176)
R1255.R264	CLERK FEE - PASSPORT	\$(12,800)	\$(14,490)	\$(14,490)	\$(14,490)
R1255.R266	CLERK FEE - PISTOL	\$(33,800)	\$(20,934)	\$(20,934)	\$(20,934)
R1255.R418	CLERK FEE - METAL & GEM LIC FEE	\$(2,275)	\$(1,300)	\$(1,300)	\$(1,300)
Total: Departmental Revenue		\$(1,005,625)	\$(812,900)	\$(812,900)	\$(812,900)
R3060.R239	ST AID RECORD MANAGMNT - MAIN	\$0	\$0	\$0	\$0
R3089.R167	ST AID GEN GOV - DEPARTMENTAL AID	\$0	\$0	\$0	\$0
Total: State Aid		\$0	\$0	\$0	\$0
Total Budgetary Revenues for A-1410-10		\$(1,005,625)	\$(812,900)	\$(812,900)	\$(812,900)
COUNTY SHARE		\$272,670	\$528,741	\$525,842	\$525,842

County of Sullivan
GENERAL FUND OPERATING BUDGET

Account Number	Description	2014 AMENDED BUDGET	2015 DEPARTMENT REQUEST	2015 RECOMMENDED	2015 ADOPTED
Department : A-1410-11 - COUNTY CLERK - CC - DMV					
Budgetary Appropriations					
10.1011	REGULAR PAY	\$381,092	\$377,329	\$377,329	\$377,329
10.1012	OVERTIME PAY	\$250	\$1,000	\$1,000	\$1,000
10.1013	LONGEVITY	\$14,400	\$15,300	\$15,300	\$15,300
10.1015	OTHER PAY	\$3,000	\$3,000	\$3,000	\$3,000
Total: Personal Services		\$398,742	\$396,629	\$396,629	\$396,629
21.2105	AUTOMOTIVE EQUIP	\$0	\$18,500	\$18,500	\$18,500
21.2106	ELECTRONIC/COMPUTER EQUIP	\$20,000	\$0	\$0	\$0
Total: Equipment		\$20,000	\$18,500	\$18,500	\$18,500
41.4103	MEALS	\$50	\$50	\$50	\$50
41.4104	MILEAGE/TOLLS	\$25	\$25	\$25	\$25
41.4106	REPAIRS/MAINTENANCE	\$2,000	\$2,500	\$2,500	\$2,500
41.4109	CO FLEET CHARGEBACK	\$200	\$200	\$200	\$200
42.4203	OFFICE SUPPLIES	\$1,840	\$2,975	\$2,100	\$2,100
42.4204	POSTAGE	\$5,250	\$5,250	\$5,000	\$5,000
42.4205	PRINTING	\$637	\$637	\$637	\$637
42.4206	PUBLICATIONS	\$350	\$350	\$350	\$350
42.4207	FURNITURE	\$395	\$395	\$395	\$395
45.4530	HARDWARE/MISC SUPPLY	\$30	\$30	\$30	\$30
45.4541	SM EQUIP TOOLS APPLNCS, SM ELECT	\$160	\$20,257	\$20,257	\$0
46.4602	EMPL MEAL ALLOWANCE	\$100	\$100	\$100	\$100
46.4611	EMPL SAFETY/PHYSICAL EXAMS	\$125	\$125	\$125	\$125
47.4702	EQUIP SERVICE/REPAIRS	\$200	\$0	\$0	\$0
47.4707	MAINTENANCE IN LIEU OF RENT	\$63,398	\$63,398	\$63,398	\$63,398
47.4708	INSURANCE	\$1,150	\$1,375	\$1,375	\$1,375
47.4717	BLDG/PROP/EQUIP REPAIRS&MAINTNCE	\$175	\$350	\$350	\$350
47.4732	BLDG/PROP ELECTRONIC MONITORING	\$300	\$300	\$300	\$300
Total: Contract Services		\$76,385	\$98,317	\$97,192	\$76,935
80.8001	FICA AND MEDICARE	\$30,733	\$30,496	\$30,496	\$30,496
80.8002	HLTH INSUR ACTIVE EMPLOYEE	\$141,105	\$148,368	\$148,368	\$148,368
80.8004	HLTH INSUR OPT OUT	\$3,000	\$3,000	\$3,000	\$3,000
80.8005	RETIREMENT	\$61,008	\$67,767	\$65,721	\$65,721
80.8006	WORKERS COMPENSATION	\$19,937	\$19,932	\$19,932	\$19,932
80.8007	DISABILITY	\$1,130	\$1,130	\$1,130	\$1,130
Total: Employee Benefits		\$256,913	\$270,693	\$268,647	\$268,647
Total Budgetary Appropriations for A-1410-11		\$752,040	\$784,139	\$780,968	\$760,711
Budgetary Revenues					
R1255.R168	CLERK FEE - DMV FEES	\$(685,000)	\$(650,000)	\$(650,000)	\$(650,000)
R1255.R247	CLERK FEE - MISC FEE/REIMBURSMNT	\$(1,140)	\$(600)	\$(600)	\$(600)
R1255.R250	CLERK FEE - MOTOR VEHCL SALES TAX RETENTN	\$(6,500)	\$(6,500)	\$(6,500)	\$(6,500)
R1255.R390	CLERK FEE - DMV VOL PLATE SURRENDER FEES	\$(8,500)	\$(8,500)	\$(8,500)	\$(8,500)
Total: Departmental Revenue		\$(701,140)	\$(665,600)	\$(665,600)	\$(665,600)
R3001.R421	ST AID REVENUE SHARING - DMV	\$(1,500)	\$(1,500)	\$(1,500)	\$(1,500)
Total: State Aid		\$(1,500)	\$(1,500)	\$(1,500)	\$(1,500)
Total Budgetary Revenues for A-1410-11		\$(702,640)	\$(667,100)	\$(667,100)	\$(667,100)
COUNTY SHARE		\$49,400	\$117,039	\$113,868	\$93,611

County of Sullivan
GENERAL FUND OPERATING BUDGET

Account Number	Description	2014 AMENDED BUDGET	2015 DEPARTMENT REQUEST	2015 RECOMMENDED	2015 ADOPTED
Department : A-1460 - RECORDS MANAGEMENT					
Budgetary Appropriations					
10.1011	REGULAR PAY	\$61,936	\$60,335	\$60,335	\$60,335
10.1012	OVERTIME PAY	\$0	\$0	\$0	\$0
10.1013	LONGEVITY	\$900	\$1,000	\$1,000	\$1,000
Total: Personal Services		\$62,836	\$61,335	\$61,335	\$61,335
41.4109	CO FLEET CHARGEBACK	\$1,400	\$1,400	\$1,400	\$1,400
42.4203	OFFICE SUPPLIES	\$468	\$500	\$500	\$500
47.4707	MAINTENANCE IN LIEU OF RENT	\$21,573	\$21,573	\$21,573	\$21,573
47.4717	BLDG/PROP/EQUIP REPAIRS&MAINTNCE	\$32	\$0	\$0	\$0
Total: Contract Services		\$23,473	\$23,473	\$23,473	\$23,473
80.8001	FICA AND MEDICARE	\$4,807	\$4,693	\$4,693	\$4,693
80.8002	HLTH INSUR ACTIVE EMPLOYEE	\$37,319	\$39,274	\$39,274	\$39,274
80.8005	RETIREMENT	\$9,614	\$10,427	\$10,163	\$10,163
80.8006	WORKERS COMPENSATION	\$3,478	\$3,067	\$3,067	\$3,067
80.8007	DISABILITY	\$226	\$226	\$226	\$226
Total: Employee Benefits		\$55,444	\$57,687	\$57,423	\$57,423
	Total Budgetary Appropriations for A-1460	\$141,753	\$142,495	\$142,231	\$142,231
	COUNTY SHARE	\$141,753	\$142,495	\$142,231	\$142,231

A-1430 HUMAN RESOURCES

Mission Statement

The mission of Human Resources/Sullivan County Office of Personnel is to administer the New York State Civil Service Law and Local Rules and Regulations in all functions of the office in a fair and consistent manner as required by law and by the provisions of Article V, Section 6 of the New York State Constitution, allowing for equal opportunity in recruitment, services offered and employment by treating employees fairly without prejudice in all phases of their employment and by ensuring the opportunity of a diverse representation of the County Workforce population as sought through the County Affirmative Action Plan.

	2014 Amended	2015 Adopted
Budgetary Appropriations		
Personal Services	\$479,077	\$276,143
Contract Services	\$134,539	\$91,453
Employee Benefits	\$246,944	\$158,613
Total Budgetary Appropriations	\$860,560	\$526,209
 Budgetary Revenues		
Departmental Revenue	\$176,247	\$11,500
Total Budgetary Revenues	\$176,247	\$11,500
 County Share	\$684,313	\$514,709
 Positions	 9	 7

A1430 HUMAN RESOURCES

The mission of the Department of Human Resources is to coordinate all employee related issues, including but not limited to Civil Service Administration, EEOC related matters, interpretation and negotiation of employee collective bargaining agreement, and drafting and enforcing employment policies.

The Department of Human Resources receives funding from Civil Service Exam fees, as well as through chargebacks to other County agencies. It is responsible for several mandated programs including Civil Service Administration as per Article 5, Section 6 of the New York State Constitution and the Civil Service Law of the State of New York.

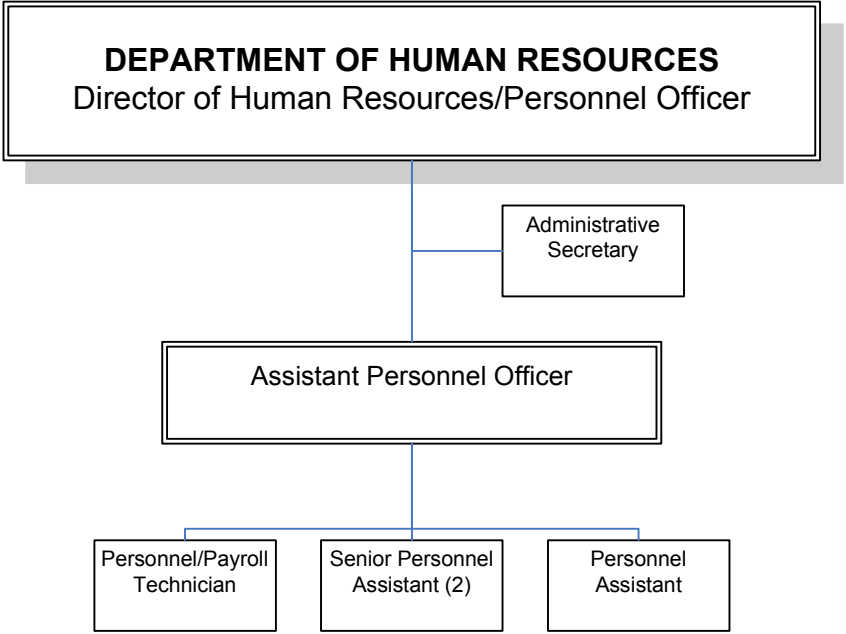
Program Areas and Services

Civil Service Administration

Actual County Cost of Program/Activity 2013: \$412,919

Services Provided: Administration of the State and County Civil Service Laws, Rules and Regulations for 41 Jurisdictions within Sullivan County; Drafting Job Descriptions/ Duties; Certifying payroll; Creation/ maintenance of Roster Cards; Ensuring that titles are created and filled in compliance with Civil Service Law; Certification of Lists; assist with issues such as layoffs; assist with canvassing, interviewing and hiring of employees; assists in orientation of all new County employees; Administration of Civil Service Exams; preparing/reporting employee information to NYS Retirement System and for Unemployment vendor; Investigation and resolution of EEOC complaints; Administration, coordination and eligibility determines for Family Medical Leave Applications.

Population Served: County employees, Sullivan County Community College, 15 towns and 6 villages, Sullivan County BOCES, 9 school districts, 5 library districts, Sullivan County Soil and Water, Monticello Fire District, Monticello Housing Authority, and any other potential employees of the aforementioned entities; Administrators and Boards associated with the aforementioned Jurisdictions



Human Resources

HUMAN RESOURCES

Personal Services:	AMENDED	REQUESTED	RECOMMENDED	ADOPTED
	2014	2015	2015	2015
ADMINISTRATIVE SECRETARY	0	1	1	1
ASSISTANT PERSONNEL OFFICER	0	1	1	1
ASST DIR RISK MANAGEMENT & INS	1	1	0	0
DIR RISK MGMT & INSURANCE SPL	1	1	0	0
HUMAN RESOURCES DIR/PERS OFFICER	1	1	1	1
INSURANCE CLERK SPL PT	1	1	0	0
PERSONNEL ASSISTANT	1	1	1	1
PERSONNEL/PAYROLL TECHNICIAN	1	1	1	1
RISK MGMT & INS. PROG COORD	1	1	0	0
SENIOR PERSONNEL ASST	2	2	2	2
	9	11	7	7

2015 BUDGET SALARIES BY DEPARTMENT

POSITION NUMBER	POSITION DESCRIPTION	2014 BUDGET AMENDED	2015 BUDGET REQUESTED	2015 BUDGET RECOMMENDED	2015 BUDGET ADOPTED
A-1430	HUMAN RESOURCES				
	ADMINISTRATIVE SECRETARY	\$0	\$37,074	\$37,074	\$37,074
	ASSISTANT PERSONNEL OFFICER	\$0	\$45,000	\$45,000	\$45,000
34	PERSONNEL ASSISTANT	\$29,919	\$30,218	\$30,218	\$30,218
74	SENIOR PERSONNEL ASST	\$38,038	\$45,419	\$38,419	\$38,419
304	DIR RISK MGMT & INSURANCE SPL	\$70,642	\$71,348	\$0	\$0
339	ASST DIR RISK MANAGEMENT & INS	\$48,906	\$49,395	\$0	\$0
507	SENIOR PERSONNEL ASST	\$38,038	\$45,419	\$38,419	\$38,419
667	PERSONNEL/PAYROLL TECHNICIAN	\$43,472	\$43,907	\$43,907	\$43,907
1156	RISK MGMT & INS. PROG COORD	\$41,532	\$41,947	\$0	\$0
1852	INSURANCE CLERK SPL PT	\$22,462	\$22,687	\$0	\$0
2962	HUMAN RESOURCES DIR/PERS OFFICER	\$92,000	\$92,920	\$92,920	\$92,920

County of Sullivan
GENERAL FUND OPERATING BUDGET

Account Number	Description	2014 AMENDED BUDGET	2015 DEPARTMENT REQUEST	2015 RECOMMENDED	2015 ADOPTED
Department : A-1430 - HUMAN RESOURCES					
Budgetary Appropriations					
10.1011	REGULAR PAY	\$461,927	\$465,427	\$267,093	\$267,093
10.1012	OVERTIME PAY	\$750	\$750	\$750	\$750
10.1013	LONGEVITY	\$15,600	\$12,100	\$7,500	\$7,500
10.1015	OTHER PAY	\$800	\$800	\$800	\$800
Total: Personal Services		\$479,077	\$479,077	\$276,143	\$276,143
40.4001	AGENCIES	\$22,348	\$23,000	\$23,000	\$23,000
40.4007	LABOR RELATIONS	\$5,100	\$5,100	\$5,100	\$5,100
40.4013	CONTRACT OTHER	\$210	\$3,000	\$3,000	\$3,000
41.4102	LODGING	\$1,990	\$2,000	\$2,000	\$2,000
41.4103	MEALS	\$150	\$300	\$300	\$300
41.4104	MILEAGE/TOLLS	\$800	\$500	\$500	\$500
41.4105	REGISTRATION FEES	\$475	\$425	\$425	\$425
41.4108	AUTO TRAVEL OTHER	\$130	\$0	\$0	\$0
41.4109	CO FLEET CHARGEBACK	\$510	\$600	\$480	\$480
42.4201	ADVERTISING	\$11,087	\$8,000	\$8,000	\$8,000
42.4203	OFFICE SUPPLIES	\$1,197	\$1,500	\$1,200	\$1,200
42.4204	POSTAGE	\$3,000	\$3,000	\$2,000	\$2,000
42.4205	PRINTING	\$6,215	\$5,641	\$3,441	\$3,441
42.4206	PUBLICATIONS	\$500	\$500	\$400	\$400
45.4541	SM EQUIP TOOLS APPLNCS, SM ELECT	\$53	\$0	\$0	\$0
46.4602	EMPL MEAL ALLOWANCE	\$30	\$50	\$50	\$50
46.4610	EMPL NOTARY/CERTIFICATION	\$120	\$0	\$0	\$0
46.4611	EMPL SAFETY/PHYSICAL EXAMS	\$0	\$0	\$0	\$0
46.4612	EMPL TRAINING	\$500	\$500	\$500	\$500
47.4701	RENTALS	\$0	\$600	\$600	\$600
47.4703	DUES	\$500	\$500	\$500	\$500
47.4704	STENOGRAPHIC SERVICES	\$200	\$0	\$0	\$0
47.4707	MAINTENANCE IN LIEU OF RENT	\$34,838	\$34,838	\$32,457	\$32,457
47.4722	CIVIL SERVICE EXAM FEES	\$7,500	\$7,500	\$7,500	\$7,500
47.4767	NYS/US REGLTRY FEES/FINES/ASSESS	\$34,000	\$39,000	\$0	\$0
Total: Contract Services		\$131,453	\$136,554	\$91,453	\$91,453
80.8001	FICA AND MEDICARE	\$37,011	\$36,875	\$21,067	\$21,067
80.8002	HLTH INSUR ACTIVE EMPLOYEE	\$108,748	\$121,015	\$74,370	\$74,370
80.8004	HLTH INSUR OPT OUT	\$3,750	\$4,500	\$3,000	\$3,000
80.8005	RETIREMENT	\$73,448	\$81,945	\$45,757	\$45,757
80.8006	WORKERS COMPENSATION	\$22,857	\$24,101	\$13,769	\$13,769
80.8007	DISABILITY	\$1,130	\$1,130	\$650	\$650
Total: Employee Benefits		\$246,944	\$269,566	\$158,613	\$158,613
Total Budgetary Appropriations for A-1430		\$857,474	\$885,197	\$526,209	\$526,209
Budgetary Revenues					
R1260.R130	PERSONNEL FEE - CHARGBCK - ADVERTSNG	\$(2,352)	\$(1,500)	\$(1,500)	\$(1,500)
R1260.R141	PERSONNEL FEE - CIVIL SERVICE EXAM	\$(10,000)	\$(10,000)	\$(10,000)	\$(10,000)
R1260.R247	PERSONNEL FEE - MISC FEE/REIMBURSMNT	\$0	\$0	\$0	\$0
R1289.R134	GEN GOV DEPT INCOME - CHARGBCK - INTERDEPARTMNTL	\$0	\$0	\$0	\$0
R1289.R247	GEN GOV DEPT INCOME - MISC FEE/REIMBURSMNT	\$0	\$0	\$0	\$0
R2210.R104	GEN SERV OTHR GOV - ADMINISTRATION	\$(162,000)	\$(136,000)	\$0	\$0
Total: Departmental Revenue		\$(174,352)	\$(147,500)	\$(11,500)	\$(11,500)
Total Budgetary Revenues for A-1430		\$(174,352)	\$(147,500)	\$(11,500)	\$(11,500)
COUNTY SHARE		\$683,122	\$737,697	\$514,709	\$514,709

A-1450 ELECTIONS

Mission Statement

The mission of the Sullivan County Board of Elections is to afford every eligible person in Sullivan County the opportunity to vote in all elections that they are qualified to vote in and ensure them this experience will be handled in a professional manner.

	2014 Amended	2015 Adopted
Budgetary Appropriations		
Personal Services	\$385,336	\$390,082
Equipment	\$0	\$0
Contract Services	\$264,050	\$104,977
Employee Benefits	\$182,579	\$188,699
Total Budgetary Appropriations	\$831,965	\$683,758
Budgetary Revenues		
Departmental Revenue	\$5,652	\$3,000
State Aid	\$161,421	\$0
Federal Aid	\$0	\$0
Total Budgetary Revenues	\$167,073	\$3,000
 County Share	 \$664,892	 \$680,758
 Positions	 6	 6

A1450 Board of Elections

The Sullivan County Board of Elections' primary function is to afford every eligible person in Sullivan County the opportunity to vote in all Elections that they are qualified to vote in according to Federal and State constitutional mandates.

The BOE receives its revenues primarily from local tax dollars. Recently, as the County has come into compliance with the Help America Vote Act (HAVA), the office has taken full advantage of Federal and State grants to purchase the necessary equipment for all election districts and provide necessary training to all poll workers. As HAVA is rolled out and the County comes into full compliance, these grants will no longer be available and all costs of State and Federally mandated functions will have to be assumed by the County. The BOE continues to make every effort to save money, solicit grant funds and keep all legislators apprised of the ever rising cost of running elections.

Sullivan County Board of Elections is a mandated office. All functions of the BOE are mandated by the Federal and NY State Constitutions and Election Laws.

Program Areas and Services

Actual County Cost of Program/Activity 2013: \$606,609

Service Provided by Program: Provide residents that qualify with the opportunity to vote in a professional process required by the Federal and State Governments.

Population Served by Program: All registered voters of Sullivan County

BOARD OF ELECTIONS
Commissioner of Elections (2)

Deputy Commissioner of Elections (2)

Senior Clerk (2)

ELECTIONS

ELECTIONS

Personal Services:	AMENDED	REQUESTED	RECOMMENDED	ADOPTED
	2014	2015	2015	2015
COMM ELECTIONS	2	2	2	2
DEPUTY COMM ELECTIONS	2	2	2	2
SENIOR CLERK	2	2	2	2
	<hr/>	<hr/>	<hr/>	<hr/>
	6	6	6	6

2015 BUDGET SALARIES BY DEPARTMENT

POSITION NUMBER	POSITION DESCRIPTION	2014 BUDGET AMENDED	2015 BUDGET REQUESTED	2015 BUDGET RECOMMENDED	2015 BUDGET ADOPTED
A-1450	ELECTIONS				
394	COMM ELECTIONS	\$62,784	\$63,412	\$63,412	\$63,412
509	COMM ELECTIONS	\$62,784	\$63,412	\$63,412	\$63,412
604	SENIOR CLERK	\$31,565	\$31,881	\$31,881	\$31,881
947	DEPUTY COMM ELECTIONS	\$37,919	\$38,298	\$38,298	\$38,298
957	SENIOR CLERK	\$31,565	\$31,881	\$31,881	\$31,881
1329	DEPUTY COMM ELECTIONS	\$37,919	\$38,298	\$38,298	\$38,298

County of Sullivan
GENERAL FUND OPERATING BUDGET

Account Number	Description	2014 AMENDED BUDGET	2015 DEPARTMENT REQUEST	2015 RECOMMENDED	2015 ADOPTED
Department : A-1450 - ELECTIONS					
Budgetary Appropriations					
10.1011	REGULAR PAY	\$269,036	\$273,182	\$273,182	\$273,182
10.1012	OVERTIME PAY	\$1,000	\$1,000	\$1,000	\$1,000
10.1013	LONGEVITY	\$5,300	\$5,900	\$5,900	\$5,900
10.1015	OTHER PAY	\$110,000	\$110,000	\$110,000	\$110,000
Total: Personal Services		\$385,336	\$390,082	\$390,082	\$390,082
41.4102	LODGING	\$1,120	\$2,000	\$2,000	\$2,000
41.4104	MILEAGE/TOLLS	\$200	\$200	\$200	\$200
41.4105	REGISTRATION FEES	\$120	\$120	\$120	\$120
41.4109	CO FLEET CHARGEBACK	\$420	\$100	\$100	\$100
42.4201	ADVERTISING	\$1,500	\$2,000	\$2,000	\$2,000
42.4203	OFFICE SUPPLIES	\$1,455	\$1,400	\$1,400	\$1,400
42.4204	POSTAGE	\$18,000	\$18,000	\$18,000	\$18,000
42.4205	PRINTING	\$40,476	\$45,000	\$45,000	\$45,000
42.4206	PUBLICATIONS	\$230	\$230	\$230	\$230
43.4305	TECH SUPPORT	\$0	\$0	\$0	\$0
43.4308	MIS CHARGEBACKS	\$45,034	\$0	\$0	\$0
45.4504	ELECTION	\$3,315	\$5,000	\$5,000	\$5,000
45.4505	BLDG/PROP MAINTENANCE	\$0	\$0	\$0	\$0
45.4541	SM EQUIP TOOLS APPLNCS, SM ELECT	\$695	\$0	\$0	\$0
46.4612	EMPL TRAINING	\$1,500	\$0	\$0	\$0
47.4701	RENTALS	\$750	\$750	\$750	\$750
47.4707	MAINTENANCE IN LIEU OF RENT	\$30,177	\$30,177	\$30,177	\$30,177
47.4710	DEPT MISC/OTHER	\$0	\$0	\$0	\$0
47.4717	BLDG/PROP/EQUIP REPAIRS&MAINTNCE	\$84	\$0	\$0	\$0
47.4726	SECURITY EXPENSE	\$500	\$0	\$0	\$0
Total: Contract Services		\$145,576	\$104,977	\$104,977	\$104,977
80.8001	FICA AND MEDICARE	\$23,817	\$20,899	\$20,899	\$20,899
80.8002	HLTH INSUR ACTIVE EMPLOYEE	\$95,023	\$100,394	\$100,394	\$100,394
80.8005	RETIREMENT	\$49,980	\$46,441	\$53,069	\$53,069
80.8006	WORKERS COMPENSATION	\$13,080	\$13,659	\$13,659	\$13,659
80.8007	DISABILITY	\$679	\$678	\$678	\$678
Total: Employee Benefits		\$182,579	\$182,071	\$188,699	\$188,699
	Total Budgetary Appropriations for A-1450	\$713,491	\$677,130	\$683,758	\$683,758
Budgetary Revenues					
R2215.R247	ELECTION SERV CHRG - MISC FEE/REIMBURSMNT	\$(1,565)	\$(1,000)	\$(1,000)	\$(1,000)
R2655.R185	SALES - ELECTION ENROLLMENT BOOKS	\$(2,000)	\$(2,000)	\$(2,000)	\$(2,000)
Total: Departmental Revenue		\$(3,565)	\$(3,000)	\$(3,000)	\$(3,000)
R3089.R167	ST AID GEN GOV - DEPARTMENTAL AID	\$(45,034)	\$0	\$0	\$0
Total: State Aid		\$(45,034)	\$0	\$0	\$0
	Total Budgetary Revenues for A-1450	\$(48,599)	\$(3,000)	\$(3,000)	\$(3,000)
	COUNTY SHARE	\$664,892	\$674,130	\$680,758	\$680,758

A-1680 MANAGEMENT INFORMATION SYSTEMS

Mission Statement

The mission of the Management Information Systems Department (MIS) is to be a leader in providing government services through innovative, reliable, and responsive information technology solutions, as well as to affect fundamental rethinking and redesign of business processes and support functions to achieve dramatic improvements in critical modern measures of performance such as cost, quality, service and speed.

	2014 Amended	2015 Adopted
Budgetary Appropriations		
Personal Services	\$686,825	\$748,057
Equipment	\$0	\$0
Contract Services	\$2,160,165	\$2,294,554
Employee Benefits	\$398,444	\$432,700
Total Budgetary Appropriations	\$3,245,434	\$3,475,311
Budgetary Revenues		
Departmental Revenue	\$866,997	\$924,104
State Aid	\$0	\$0
Total Budgetary Revenues	\$866,997	\$924,104
 County Share	 \$2,378,437	 \$2,551,207
 Positions	 13	 13

A1680 MANAGEMENT INFORMATION SYSTEMS (MIS)

The Department of Management Information Systems (MIS) is a business process service bureau that provides IT services and information to all County Divisions, several local governmental units (assessors, law enforcement, etc.), internal customers (users), vendor and service accounts and computer and server accounts. MIS is responsible for over 370 applications, copy/print/scan services, all fax and VoIP/legacy phones, and provides systems support, maintenance, enhancements and new development for all major systems applications.

MIS is under the administration of the Division of Management and Budget and the County Manager and is comprised of four organizational disciplines, including Administration – Internal Services, Application Services, Technical Systems and Networking. There are a little over 65 unique job classifications within the MIS Department performed and carried out.

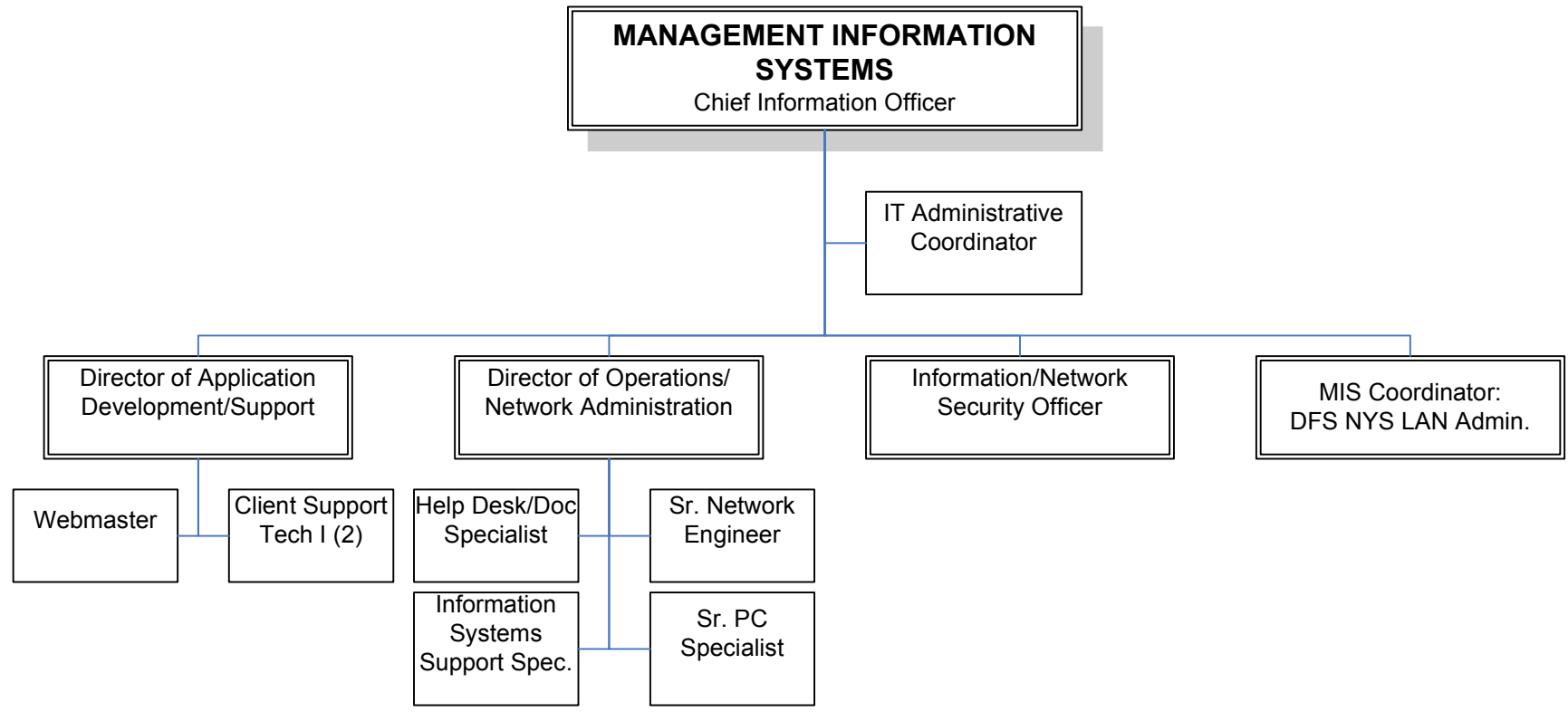
MIS charges back approximately one third of its budget to departments that receive state and federal reimbursement for services in order to maximize revenue to the County. The remaining two thirds is county share. MIS is a non-mandated office, however, the department provides support and solutions to mandated programs and functions that exist in other departments.

Program Areas and Services

Actual County Cost of Program/Activity 2013: \$2,382,731

Service Provided: Computer support, network support, security (protection of the County's electronic infrastructure from attacks both foreign and domestic), software solutions, telephone services, copy & print services, administrative functions, employee training

Population Served: All Sullivan County residents, users of Sullivan County electronic infrastructure



MANAGEMENT INFORMATION SYSTEMS

MANAGEMENT INFORMATION SYSTEMS

Personal Services:	AMENDED	REQUESTED	RECOMMENDED	ADOPTED
	2014	2015	2015	2015
CHIEF INFORMATION OFFICER	1	1	1	1
CLIENT SUPPORT TECHNICIAN I	2	2	2	2
DIR APPLIC DEVELOP & SUPPORT	1	1	1	1
DIR OPERATIONS AND NETWORK ADM	1	1	1	1
HELP DESK/DOCUMENTATION SPECIALI	1	1	1	1
INFORMATION SYSTEMS SUPPORT SPEC	1	1	1	1
INFORMATION/NETWORK SECURITY OFF	1	1	1	1
IT ADMINISTRATIVE COORDINATOR	1	1	1	1
MANAGEMENT INFO SYSTEMS COORD	1	1	1	1
SENIOR NETWORK ENGINEER	1	1	1	1
SENIOR PC SPECIALIST	1	1	1	1
WEBMASTER	1	1	1	1
	13	13	13	13

2015 BUDGET SALARIES BY DEPARTMENT

POSITION NUMBER	POSITION DESCRIPTION	2014 BUDGET AMENDED	2015 BUDGET REQUESTED	2015 BUDGET RECOMMENDED	2015 BUDGET ADOPTED
A-1680	MANAGEMENT INFORMATION SYSTEMS				
180	DIR OPERATIONS AND NETWORK ADM	\$65,208	\$65,860	\$65,860	\$65,860
1782	IT ADMINISTRATIVE COORDINATOR	\$52,653	\$53,180	\$53,180	\$53,180
2006	MANAGEMENT INFO SYSTEMS COORD	\$47,388	\$45,469	\$45,469	\$45,469
2067	SENIOR PC SPECIALIST	\$52,653	\$53,180	\$53,180	\$53,180
2137	CHIEF INFORMATION OFFICER	\$92,378	\$93,302	\$93,302	\$93,302
2237	INFORMATION/NETWORK SECURITY OFF	\$56,362	\$56,926	\$56,926	\$56,926
2275	CLIENT SUPPORT TECHNICIAN I	\$56,362	\$51,233	\$51,233	\$51,233
2276	HELP DESK/DOCUMENTATION SPECIALI	\$36,755	\$37,123	\$37,123	\$37,123
2550	DIR APPLIC DEVELOP & SUPPORT	\$68,172	\$68,854	\$68,854	\$68,854
2572	SENIOR NETWORK ENGINEER	\$60,811	\$61,419	\$61,419	\$61,419
2573	CLIENT SUPPORT TECHNICIAN I	\$50,726	\$51,233	\$51,233	\$51,233
2832	INFORMATION SYSTEMS SUPPORT SPEC	\$38,566	\$38,952	\$38,952	\$38,952
2882	WEBMASTER	\$56,362	\$56,926	\$56,926	\$56,926

**County of Sullivan
GENERAL FUND OPERATING BUDGET**

Account Number	Description	2014 AMENDED BUDGET	2015 DEPARTMENT REQUEST	2015 RECOMMENDED	2015 ADOPTED
Department : A-1680 - MANAGEMENT INFORMATION SYSTEMS					
Budgetary Appropriations					
10.1011	REGULAR PAY	\$725,675	\$835,100	\$733,657	\$733,657
10.1012	OVERTIME PAY	\$6,250	\$5,000	\$5,000	\$5,000
10.1013	LONGEVITY	\$11,900	\$10,550	\$9,400	\$9,400
Total: Personal Services		\$743,825	\$850,650	\$748,057	\$748,057
40.4013	CONTRACT OTHER	\$0	\$0	\$150,000	\$150,000
41.4104	MILEAGE/TOLLS	\$200	\$100	\$100	\$100
41.4105	REGISTRATION FEES	\$200	\$200	\$200	\$200
41.4108	AUTO TRAVEL OTHER	\$0	\$1,000	\$1,000	\$1,000
41.4109	CO FLEET CHARGEBACK	\$1,000	\$0	\$0	\$0
42.4203	OFFICE SUPPLIES	\$2,900	\$3,000	\$3,000	\$3,000
42.4204	POSTAGE	\$200	\$200	\$200	\$200
42.4208	COPIER LEASE	\$102,000	\$83,000	\$83,000	\$83,000
42.4209	OFFICE OTHER	\$35,500	\$30,000	\$30,000	\$30,000
43.4301	SUPPLIES	\$35,839	\$35,000	\$35,000	\$35,000
43.4302	HARDWARE PURCHASES/LEASES	\$285,227	\$282,727	\$282,727	\$282,727
43.4303	SOFTWARE PURCHASE/LEASE	\$23,500	\$20,000	\$20,000	\$20,000
43.4304	MAINTENANCE/SERVICE FEES	\$1,620,768	\$1,486,496	\$1,511,496	\$1,511,496
43.4310	CONSULTANTS	\$0	\$0	\$0	\$0
44.4405	PHONE LAND LINES	\$155,000	\$130,000	\$130,000	\$130,000
44.4406	WIRELESS COMMUNICATIONS	\$3,600	\$3,600	\$3,600	\$3,600
46.4602	EMPL MEAL ALLOWANCE	\$600	\$100	\$100	\$100
46.4612	EMPL TRAINING	\$1,000	\$1,000	\$1,000	\$1,000
47.4702	EQUIP SERVICE/REPAIRS	\$0	\$0	\$0	\$0
47.4703	DUES	\$50	\$50	\$50	\$50
47.4707	MAINTENANCE IN LIEU OF RENT	\$31,581	\$31,581	\$31,581	\$31,581
47.4708	INSURANCE	\$10,000	\$10,000	\$10,000	\$10,000
47.4717	BLDG/PROP/EQUIP REPAIRS&MAINTNCE	\$2,500	\$1,500	\$1,500	\$1,500
Total: Contract Services		\$2,311,665	\$2,119,554	\$2,294,554	\$2,294,554
80.8001	FICA AND MEDICARE	\$56,692	\$65,444	\$56,977	\$56,977
80.8002	HLTH INSUR ACTIVE EMPLOYEE	\$185,276	\$248,812	\$210,811	\$210,811
80.8004	HLTH INSUR OPT OUT	\$2,250	\$2,250	\$2,250	\$2,250
80.8005	RETIREMENT	\$113,040	\$145,430	\$123,953	\$123,953
80.8006	WORKERS COMPENSATION	\$39,717	\$42,774	\$37,240	\$37,240
80.8007	DISABILITY	\$1,469	\$1,808	\$1,469	\$1,469
Total: Employee Benefits		\$398,444	\$506,518	\$432,700	\$432,700
	Total Budgetary Appropriations for A-1680	\$3,453,934	\$3,476,722	\$3,475,311	\$3,475,311
Budgetary Revenues					
R1289.R247	GEN GOV DEPT INCOME - MISC FEE/REIMBURSMNT	\$(1,084,997)	\$(1,068,863)	\$(924,104)	\$(924,104)
Total: Departmental Revenue		\$(1,084,997)	\$(1,068,863)	\$(924,104)	\$(924,104)
	Total Budgetary Revenues for A-1680	\$(1,084,997)	\$(1,068,863)	\$(924,104)	\$(924,104)
	COUNTY SHARE	\$2,368,937	\$2,407,859	\$2,551,207	\$2,551,207

A-2490 COMMUNITY COLLEGE TUITION

Mission Statement

Community College Tuition is the appropriation line used to pay tuition chargebacks to other community colleges in New York State attended by Sullivan County residents.

	<u>2014 Amended</u>	<u>2015 Adopted</u>
Budgetary Appropriations		
Contract Services	\$1,500,000	\$1,500,000
Total Budgetary Appropriations	<u>\$1,500,000</u>	<u>\$1,500,000</u>
County Share	<u>\$1,500,000</u>	<u>\$1,500,000</u>

A2490 COMMUNITY COLLEGE TUITION

Community College Tuition:

This account reflects tuition chargebacks made by the County to other in-state community colleges attended by Sullivan County residents. There are two components of the Chargebacks the County pays to community colleges:

- *Operating Chargebacks:* Community colleges charge to and collect from each county within the state an allocable portion of the local sponsor's share of the operating costs of such community college attributable to such nonresident students, computed on a per student basis. The full-time equivalent (FTE) rate that Sullivan County paid Community Colleges for school year 2012-2013 varied from a low of \$1,480 per FTE to a high of \$5,320 and an average of \$2,342, excluding the Fashion Institute of Technology. While the range of rates paid to various community colleges has decreased for the 2013-2014 school year, from a low of \$1,170 to \$5,160, the overall average rate has increased to \$2,615.
- *Capital Chargebacks:* Monies received from the counties shall be deposited in the community college fund in accordance with subdivision 5-b of section 6304 of the Education law and shall be separately accounted for within said fund, and be used:
 - (1) To meet the sponsor's share of the costs of acquisition of land and the acquisition, construction or rehabilitation of buildings;
 - (2) To reduce indebtedness of the sponsor incurred for capital costs of a community college;
 - (3) To pay the sponsor's costs of financing such indebtedness; and
 - (4) For the sponsor's share of such other purposes as are normally permitted within an approved capital construction budget

Sullivan County pays to each Community College \$300 per full-time student.

New York Education Law sections 6304 and 6305 govern community college chargebacks.

Actual County Cost of Program/Activity 2013: \$1,547,733

County of Sullivan
GENERAL FUND OPERATING BUDGET

Account Number	Description	2014 AMENDED BUDGET	2015 DEPARTMENT REQUEST	2015 RECOMMENDED	2015 ADOPTED
Department : A-2490 - COMMUNITY COLLEGE TUITION					
Budgetary Appropriations					
46.4606	COLLEGE CHRGBK - OTHER COUNTIES	\$1,500,000	\$1,500,000	\$1,500,000	\$1,500,000
Total: Contract Services		\$1,500,000	\$1,500,000	\$1,500,000	\$1,500,000
	Total Budgetary Appropriations for A-2490	\$1,500,000	\$1,500,000	\$1,500,000	\$1,500,000
	COUNTY SHARE	\$1,500,000	\$1,500,000	\$1,500,000	\$1,500,000

A-2495 CONTRIBUTION TO COMM COLLEGE

Mission Statement

Contribution to Community College is the appropriation line for County funding provided to Sullivan County Community College. This funding is provided by the County as the College's local sponsor.

	<u>2014 Amended</u>	<u>2015 Adopted</u>
Budgetary Appropriations		
Contract Services	\$4,000,000	\$4,000,000
Total Budgetary Appropriations	<u>\$4,000,000</u>	<u>\$4,000,000</u>
County Share	<u>\$4,000,000</u>	<u>\$4,000,000</u>

A2495 CONTRIBUTION TO COLLEGE

The Contribution to College budget organization reflects the annual County subsidy paid to the Sullivan County Community College operating budget. Community Colleges were to be funded one-third from the Counties, one-third from tuition, and one-third from State Aid. This formula has changed over the years as the State reduced the amount of aid it sends to the Community College.

In addition to tuition chargebacks, and the contribution to the Sullivan County Community College, the County has annual debt services payments associated with debt issued for college construction projects.

The County contribution to the College is 100% County cost with no outside funding.

As local sponsor, the County is required to provide funding to Sullivan County Community College, as mandated by State Education law section 6304(c).

Actual County Cost of Program/Activity 2013: \$4,000,000

County of Sullivan
GENERAL FUND OPERATING BUDGET

Account Number	Description	2014 AMENDED BUDGET	2015 DEPARTMENT REQUEST	2015 RECOMMENDED	2015 ADOPTED
Department : A-2495 - CONTRIBUTION TO COMM COLLEGE					
Budgetary Appropriations					
46.4605	SCCC CONTRIBUTION	\$4,000,000	\$4,000,000	\$4,000,000	\$4,000,000
Total: Contract Services		\$4,000,000	\$4,000,000	\$4,000,000	\$4,000,000
	Total Budgetary Appropriations for A-2495	\$4,000,000	\$4,000,000	\$4,000,000	\$4,000,000
	COUNTY SHARE	\$4,000,000	\$4,000,000	\$4,000,000	\$4,000,000

A-6310 COMMUNITY ACTION COMMISSION

Mission Statement

This appropriation line provides funding for the County's contract with the Sullivan County Community Action Commission to Help the Economy (CACHE).

	<u>2014 Amended</u>	<u>2015 Adopted</u>
Budgetary Appropriations		
Contract Services	\$18,360	\$18,360
Total Budgetary Appropriations	<u>\$18,360</u>	<u>\$18,360</u>
County Share	<u>\$18,360</u>	<u>\$18,360</u>

A6310 COMMUNITY ACTION COMMISSION

Appropriations from the “Community Action Commission” budget organization include funding for the contract to the Sullivan County Community Action Commission to Help the Economy (CACHE).

The contract is funded by the County’s general fund and is 100% County cost. This contract does not represent a mandated service.

Program Areas and Services

Actual County Cost of Program/Activity 2013: \$18,360

Service Provided by Program: Address emergency needs of households/individuals and promote self-based concept which focuses on empowerment through accessing resources within the family structure and the community; establish and operate residential and non-residential programs for victims of domestic violence and to operate a day care center.

Population Served by Program: People and families in Sullivan County in need of assistance

County of Sullivan
GENERAL FUND OPERATING BUDGET

Account Number	Description	2014 AMENDED BUDGET	2015 DEPARTMENT REQUEST	2015 RECOMMENDED	2015 ADOPTED
Department : A-6310 - COMMUNITY ACTION COMMISSION					
Budgetary Appropriations					
40.4001	AGENCIES	\$18,360	\$18,360	\$18,360	\$18,360
Total: Contract Services		\$18,360	\$18,360	\$18,360	\$18,360
Total Budgetary Appropriations for A-6310		\$18,360	\$18,360	\$18,360	\$18,360
COUNTY SHARE		\$18,360	\$18,360	\$18,360	\$18,360

A-6326 OTHER ECONOMIC OPPORTUNITY PROG

Mission Statement

This appropriation line provides funding for the County's contract with Sullivan County Head Start, Inc.

	<u>2014 Amended</u>	<u>2015 Adopted</u>
Budgetary Appropriations		
Contract Services	\$31,396	\$31,396
Total Budgetary Appropriations	<u>\$31,396</u>	<u>\$31,396</u>
County Share	<u>\$31,396</u>	<u>\$31,396</u>

A6326 OTHER ECONOMIC OPPORTUNITIES PROGRAM

Appropriations from the “Other Economic Opportunities Program” budget organization include funding for the contract to Sullivan County Head Start, Inc.

The contract is funded by the County’s general fund and is 100% County cost. This contract does not represent a mandated service.

Program Areas and Services

Actual County Cost of Program/Activity 2013: \$31,396

Service Provided by Program: Head Start provides daycare services; program is designed to provide a warm, reinforcing learning environment where children can develop individually by learning through play; each child is helped to succeed to create a climate for future development and learning.

Population Served by Program: Children and families of Sullivan County that require daycare services

County of Sullivan
GENERAL FUND OPERATING BUDGET

Account Number	Description	2014 AMENDED BUDGET	2015 DEPARTMENT REQUEST	2015 RECOMMENDED	2015 ADOPTED
Department : A-6326 - OTHER ECONOMIC OPPORTUNITY PROG					
Budgetary Appropriations					
40.4001	AGENCIES	\$31,396	\$54,000	\$54,000	\$31,396
Total: Contract Services		\$31,396	\$54,000	\$54,000	\$31,396
Total Budgetary Appropriations for A-6326		\$31,396	\$54,000	\$54,000	\$31,396
COUNTY SHARE		\$31,396	\$54,000	\$54,000	\$31,396

A-6410 PUBLIC INFORMATION

Mission Statement

This appropriation line provides funding for the County's contract with a not-for-profit agency responsible for the promotion of Sullivan County tourism.

	<u>2014 Amended</u>	<u>2015 Adopted</u>
Budgetary Appropriations		
Personal Services	\$0	\$0
Contract Services	\$517,500	\$568,000
Employee Benefits	\$0	\$0
Total Budgetary Appropriations	<u>\$517,500</u>	<u>\$568,000</u>
County Share	<u>\$517,500</u>	<u>\$568,000</u>

A6410 PUBLIC INFORMATION

Appropriations from the “Public Information” budget organization include funding for a contract to a not-for-profit tourism agency, which receives 85% of the room tax receipts collected by the County. Additionally, funding in the amount of \$20,000 is budgeted to pay for an audit of room taxes, and \$50,000 is budgeted for a “matching funds” program to assist local businesses with advertising.

New York State Tax Law section 1202-J*2 mandates that, “All revenues resulting from the imposition of the tax authorized by this section shall be paid into the treasury of the County of Sullivan and shall be credited to and deposited in the general fund of the county; thereafter to be allocated and paid to a not-for-profit corporation under contract with the county for the promotion of tourism in the county. Provided, however, that such local law shall provide that the county shall be authorized to retain up to a maximum of fifteen percent of such revenue to defer the necessary expenses of the county in administering such tax.”

Program Areas and Services

Actual County Cost of Program/Activity 2013: \$648,774

Service Provided by Program: Promotion and marketing of Sullivan County tourism industry, which is one of the largest industry sectors in the County

Population Served by Program: All Sullivan County residents and visitors

County of Sullivan
GENERAL FUND OPERATING BUDGET

Account Number	Description	2014 AMENDED BUDGET	2015 DEPARTMENT REQUEST	2015 RECOMMENDED	2015 ADOPTED
Department : A-6410 - PUBLIC INFORMATION					
Budgetary Appropriations					
40.4011	VISITORS CENTER	\$517,500	\$538,000	\$568,000	\$568,000
Total: Contract Services		\$517,500	\$538,000	\$568,000	\$568,000
Total Budgetary Appropriations for A-6410		\$517,500	\$538,000	\$568,000	\$568,000
COUNTY SHARE		\$517,500	\$538,000	\$568,000	\$568,000

A-6510 VETERANS SERVICES

Mission Statement

The mission of the Sullivan County Veterans Service Agency is to provide members of the Armed Forces, Veterans, and their dependents and survivors with professional, sympathetic, and courteous advocacy in matters relating to federal, state, and local benefits; to advise members of the Armed Forces, Veterans, their Dependents and Survivors of benefits available, changes to laws affecting benefits, and assist them with applying for benefits to which they may qualify; and to verify eligibility of veterans and dependents to be buried in Sullivan County Veterans Cemetery and assign plots.

	2014 Amended	2015 Adopted
Budgetary Appropriations		
Personal Services	\$222,691	\$219,491
Equipment	\$0	\$0
Contract Services	\$249,757	\$253,647
Employee Benefits	\$139,438	\$144,047
Total Budgetary Appropriations	\$611,886	\$617,185
 Budgetary Revenues		
Departmental Revenue	\$9,450	\$9,450
State Aid	\$8,529	\$8,529
Total Budgetary Revenues	\$17,979	\$17,979
 County Share	\$593,907	\$599,206
 Positions	 5	 5

A6510 VETERANS SERVICE AGENCY

The Veterans Service Agency provides assistance to veterans and their surviving dependents.

The Veterans Service Agency receives some funding from the State for training and proficiency needs (\$8,654 in 2011). They also receive reimbursement from Medicaid for indigent burials at the Veterans Cemetery. The Veterans Service Agency is mandated to provide general assistance to local veterans as per New York State Executive Law - Article 17 Part 357.

Program Areas and Services

Sullivan County Veterans Service Agency General Assistance

Actual County Cost of Program/Activity 2013: \$514,425

Service Provided: Explanation of Federal, State and County Veterans Programs; Assistance with submission of benefit claims; Represent claimants to VA; Outreach and education programs; Home and residential facility visits; Coordinate with local Veterans organizations to deliver assistance to Veterans and families in need.

Population Served: 7,900 Veterans in Sullivan County, New York State

Sullivan County Veterans Cemetery Administration

Actual County Cost of Program/Activity 2013: \$52,360

Service Provided: Assignment of burial plots, process requests for grave markers, process burial benefit requests to VA, coordinate ground maintenance with funeral directors and cemetery ground staff, attend to family concerns and requests.

Population Served: Veterans and family 1,451 burials as of 6/5/2014

Sullivan County Veterans Transportation Program

Actual County Cost of Program/Activity 2013: \$135,575

Service Provided: Establish eligibility for transportation, record reservations for transmittal to DPW, assist Veterans with medical appointments at VA medical facilities, liaison between Veterans and DPW for physical transportation. Veteran's Service Agency has a contract with Public Works for transportation.

Population Served: 3,000 veterans transported annually

Sullivan County Legislature

VETERANS SERVICE AGENCY
Director

Executive Secretary

Veterans Service Officer
(3)

VETERANS SERVICES

VETERANS SERVICES

Personal Services:	AMENDED	REQUESTED	RECOMMENDED	ADOPTED
	2014	2015	2015	2015
DIR VETERANS SVS	1	1	1	1
EXECUTIVE SECRETARY	1	1	1	1
VETERANS SERVICE OFFICER	3	3	3	3
	<hr/>	<hr/>	<hr/>	<hr/>
	5	5	5	5

2015 BUDGET SALARIES BY DEPARTMENT

POSITION	POSITION	2014 BUDGET	2015 BUDGET	2015 BUDGET	2015 BUDGET
NUMBER	DESCRIPTION	AMENDED	REQUESTED	RECOMMENDED	ADOPTED
A-6510	VETERANS SERVICES				
98	EXECUTIVE SECRETARY	\$44,497	\$44,942	\$44,942	\$44,942
179	DIR VETERANS SVS	\$52,250	\$52,773	\$52,773	\$52,773
2725	VETERANS SERVICE OFFICER	\$40,048	\$40,449	\$40,449	\$40,449
2888	VETERANS SERVICE OFFICER	\$40,048	\$40,449	\$40,449	\$40,449
2952	VETERANS SERVICE OFFICER	\$40,048	\$40,449	\$40,449	\$40,449

County of Sullivan
GENERAL FUND OPERATING BUDGET

Account Number	Description	2014 AMENDED BUDGET	2015 DEPARTMENT REQUEST	2015 RECOMMENDED	2015 ADOPTED
Department : A-6510 - VETERANS SERVICES					
Budgetary Appropriations					
10.1011	REGULAR PAY	\$219,891	\$216,891	\$216,891	\$216,891
10.1012	OVERTIME PAY	\$0	\$0	\$0	\$0
10.1013	LONGEVITY	\$2,400	\$2,600	\$2,600	\$2,600
10.1015	OTHER PAY	\$400	\$0	\$0	\$0
Total: Personal Services		\$222,691	\$219,491	\$219,491	\$219,491
40.4021	TRANSPORTATION	\$135,575	\$135,575	\$135,575	\$135,575
41.4101	GASOLINE EXPENSE	\$36	\$0	\$0	\$0
41.4102	LODGING	\$1,370	\$3,100	\$3,100	\$3,100
41.4103	MEALS	\$810	\$1,500	\$1,500	\$1,500
41.4104	MILEAGE/TOLLS	\$2,000	\$1,500	\$1,500	\$1,500
41.4105	REGISTRATION FEES	\$325	\$1,250	\$1,250	\$1,250
41.4109	CO FLEET CHARGEBACK	\$3,539	\$1,500	\$1,500	\$1,500
42.4203	OFFICE SUPPLIES	\$900	\$1,100	\$1,100	\$1,100
42.4204	POSTAGE	\$954	\$1,250	\$1,250	\$1,250
42.4205	PRINTING	\$150	\$200	\$200	\$200
42.4206	PUBLICATIONS	\$276	\$450	\$450	\$450
42.4208	COPIER LEASE	\$2,118	\$2,118	\$2,118	\$2,118
45.4501	SPEC DEPT SUPPLY MISC/OTHER	\$1,850	\$1,250	\$1,250	\$1,250
46.4610	EMPL NOTARY/CERTIFICATION	\$60	\$0	\$0	\$0
47.4703	DUES	\$180	\$240	\$240	\$240
47.4707	MAINTENANCE IN LIEU OF RENT	\$12,816	\$12,816	\$12,816	\$12,816
47.4717	BLDG/PROP/EQUIP REPAIRS&MAINTNCE	\$0	\$0	\$0	\$0
47.4733	INDIRECT COST ALLOCATION	\$31,398	\$31,398	\$31,398	\$31,398
47.4778	BURIAL RELATED EXPENSES	\$55,400	\$58,400	\$58,400	\$58,400
Total: Contract Services		\$249,757	\$253,647	\$253,647	\$253,647
80.8001	FICA AND MEDICARE	\$17,036	\$16,957	\$16,957	\$16,957
80.8002	HLTH INSUR ACTIVE EMPLOYEE	\$76,706	\$79,072	\$79,072	\$79,072
80.8005	RETIREMENT	\$34,071	\$37,682	\$36,370	\$36,370
80.8006	WORKERS COMPENSATION	\$11,060	\$11,083	\$11,083	\$11,083
80.8007	DISABILITY	\$565	\$565	\$565	\$565
Total: Employee Benefits		\$139,438	\$145,359	\$144,047	\$144,047
	Total Budgetary Appropriations for A-6510	\$611,886	\$618,497	\$617,185	\$617,185
Budgetary Revenues					
R1989.R286	ECONOMIC ASSIST - REPAYMENT - BURIAL	\$(9,450)	\$(9,450)	\$(9,450)	\$(9,450)
Total: Departmental Revenue		\$(9,450)	\$(9,450)	\$(9,450)	\$(9,450)
R3410.R167	ST AID VETERANS SERV - DEPARTMENTAL AID	\$(8,529)	\$(8,529)	\$(8,529)	\$(8,529)
Total: State Aid		\$(8,529)	\$(8,529)	\$(8,529)	\$(8,529)
	Total Budgetary Revenues for A-6510	\$(17,979)	\$(17,979)	\$(17,979)	\$(17,979)
	COUNTY SHARE	\$593,907	\$600,518	\$599,206	\$599,206

A-6989 ECONOMIC AND COMMUNITY DEVELOPMT

Mission Statement

This appropriation line provides funding for the County's contracts with the Sullivan County Partnership for Economic Development, Sullivan Alliance for Sustainable Development, as well as the County costs associated with payment of salary for the Executive Director of the Sullivan County Industrial Development Agency.

	<u>2014 Amended</u>	<u>2015 Adopted</u>
Budgetary Appropriations		
Personal Services	\$67,544	\$67,437
Equipment	\$0	\$0
Contract Services	\$160,000	\$135,000
Employee Benefits	\$39,480	\$41,474
Total Budgetary Appropriations	<u>\$267,024</u>	<u>\$243,911</u>
 Budgetary Revenues		
Departmental Revenue	\$107,371	\$109,201
State Aid	\$0	\$0
Federal Aid	\$0	\$0
Total Budgetary Revenues	<u>\$107,371</u>	<u>\$109,201</u>
 County Share	<u>\$159,653</u>	<u>\$134,710</u>
 Positions	1	1

A6989 ECONOMIC AND COMMUNITY DEVELOPMENT

Appropriations from the Economic and Community Development budget organization include funding for the contracts to the Partnership for Economic Development, Sullivan Alliance for Sustainable Development, and funding for a staff person at the Sullivan County Industrial Development Agency.

These contracts are 100% County Cost and receive no outside funding. The contracts do not represent any mandated services.

Program Areas and Services

Partnership for Economic Development

Actual County Cost of Program/Activity 2013: \$51,000

Service Provided by Program: The Sullivan County Partnership for Economic Development is a private/public partnership established in 1994 to better serve the needs of relocating and/or expanding businesses in Sullivan County. The Partnership is funded primarily by private business with matched funding from the County Legislature and the Industrial Development Agency.

The Partnership, by design, takes the position of our clients when assisting those prospects looking to invest or expand in Sullivan County. Private investors make up nearly 100% of the governing body of the organization and work through a board of directors, executive committee and a dedicated professional staff. It is through the policies and guidance of this board structure that the Partnership carries out its stated mission

Population Served by Program: All Sullivan County residents and visitors

Sullivan Alliance for Sustainable Development

Actual County Cost of Program/Activity 2013: \$60,000

Service Provided by Program: Sullivan Alliance for Sustainable Development (SASD) is a network of individuals, businesses and organizations whose goal is to implement a new economic model for Sullivan County based on projects that are socially and environmentally responsible.

SASD's mission is to foster economic development that is environmentally and economically sustainable as well as socially responsible, generating jobs that provide a living wage within the greater Sullivan County region.

SASD shall accomplish its mission through, but not limited to: providing educational forums and workshops; publishing articles; cooperating with business, governmental and community organizations; conducting and collaborating on studies; serving as a resource for maintaining and disseminating relevant data and information; and planning, promoting and coordinating green building and renewable energy projects.

Population Served by Program: All Sullivan County residents and visitors

Sullivan County Industrial Development Agency staffing

Actual County Cost of Program/Activity 2013: \$0

Service Provided by Program: The Sullivan County IDA utilizes a County Employee for the administrative functions of the IDA. The IDA reimburses the County 100% for the cost of the position.

The County of Sullivan Industrial Development Agency's primary goal is to promote economic welfare, recreation opportunities, prevent unemployment and economic deterioration, ensure the prosperity of Sullivan County's inhabitants, and promote tourism and trade.

Population Served by Program: All Sullivan County residents and visitors

ECONOMIC AND COMMUNITY DEVELOPMT

ECONOMIC AND COMMUNITY DEVELOPMT

Personal Services:	AMENDED	REQUESTED	RECOMMENDED	ADOPTED
	2014	2015	2015	2015
ECON DEV PROGRAM SUPERVISOR	<u>1</u>	<u>1</u>	<u>1</u>	<u>1</u>
	1	1	1	1

2015 BUDGET SALARIES BY DEPARTMENT

POSITION NUMBER	POSITION DESCRIPTION	2014 BUDGET AMENDED	2015 BUDGET REQUESTED	2015 BUDGET RECOMMENDED	2015 BUDGET ADOPTED
A-6989	ECONOMIC AND COMMUNITY DEVELOPMT				
245	ECON DEV PROGRAM SUPERVISOR	\$64,294	\$64,937	\$64,937	\$64,937

County of Sullivan
GENERAL FUND OPERATING BUDGET

Account Number	Description	2014 AMENDED BUDGET	2015 DEPARTMENT REQUEST	2015 RECOMMENDED	2015 ADOPTED
Department : A-6989 - ECONOMIC AND COMMUNITY DEVELOPMT					
Budgetary Appropriations					
10.1011	REGULAR PAY	\$65,044	\$64,937	\$64,937	\$64,937
10.1013	LONGEVITY	\$2,500	\$2,500	\$2,500	\$2,500
Total: Personal Services		\$67,544	\$67,437	\$67,437	\$67,437
40.4009	PARTNERSHIP FOR ECON DEV	\$100,000	\$100,000	\$75,000	\$75,000
40.4013	CONTRACT OTHER	\$60,000	\$60,000	\$60,000	\$60,000
Total: Contract Services		\$160,000	\$160,000	\$135,000	\$135,000
80.8001	FICA AND MEDICARE	\$5,167	\$5,159	\$5,159	\$5,159
80.8002	HLTH INSUR ACTIVE EMPLOYEE	\$20,627	\$21,656	\$21,656	\$21,656
80.8005	RETIREMENT	\$10,334	\$11,464	\$11,174	\$11,174
80.8006	WORKERS COMPENSATION	\$3,239	\$3,372	\$3,372	\$3,372
80.8007	DISABILITY	\$113	\$113	\$113	\$113
Total: Employee Benefits		\$39,480	\$41,764	\$41,474	\$41,474
Total Budgetary Appropriations for A-6989		\$267,024	\$269,201	\$243,911	\$243,911
Budgetary Revenues					
R2320.R280	ECONOMIC ASSIST OTHR GOV - REIMBURSE - IDA	\$(107,371)	\$(109,201)	\$(109,201)	\$(109,201)
Total: Departmental Revenue		\$(107,371)	\$(109,201)	\$(109,201)	\$(109,201)
R4989.R402	FED AID HOME/COMM ASSIST - ARRA AID	\$0	\$0	\$0	\$0
Total: Federal Aid		\$0	\$0	\$0	\$0
Total Budgetary Revenues for A-6989		\$(107,371)	\$(109,201)	\$(109,201)	\$(109,201)
COUNTY SHARE		\$159,653	\$160,000	\$134,710	\$134,710

A-7560 OTHER CULTURAL AFFAIRS

Mission Statement

This appropriation line provides funding for the County's contracts with the Delaware Valley Arts Alliance, the Delaware Highlands Conservancy (Eagle Institute), Sullivan County C.A.T.S., Library Alliance, and Literacy Volunteers.

	<u>2014 Amended</u>	<u>2015 Adopted</u>
Budgetary Appropriations		
Contract Services	\$42,803	\$42,803
Total Budgetary Appropriations	<u>\$42,803</u>	<u>\$42,803</u>
County Share	<u>\$42,803</u>	<u>\$42,803</u>

A7560 OTHER CULTURAL AFFAIRS

Appropriations from the “Other Cultural Affairs” budget organization include funding for the contracts to the Delaware Valley Arts Alliance, the Delaware Highlands Conservancy (Eagle Institute), Sullivan County C.A.T.S., Library Alliance, and Literacy Volunteers.

These contracts are 100% County Cost and receive no outside funding. The contracts do not represent any mandated services.

Program Areas and Services

Delaware Valley Arts Alliance

Actual County Cost of Program/Activity 2013: \$14,535

Service Provided by Program: Serves as Arts Council for Sullivan County, New York; present programs in the visual, performing, literary, and media arts and service a county-and valley-wide constituency of artists, arts groups and the general public.

Population Served by Program: All Sullivan County residents and visitors

Delaware Highlands Conservancy (Eagle Institute)

Actual County Cost of Program/Activity 2013: \$5,200

Service Provided by Program: To protect the eagle and other birds of prey and to promote habitat conservation through education, research and public involvement; to provide the safest and least intrusive viewing experience through education, data collection and promoting a stewardship ethic.

Population Served by Program: All Sullivan County residents and visitors

Sullivan County C.A.T.S.

Actual County Cost of Program/Activity 2013: \$12,312

Service Provided by Program: Matching funds regional tourism program for the promotion of the Catskills; participating counties include Sullivan, Ulster, Delaware and Green.

Population Served by Program: All Sullivan County residents and visitors

Library Alliance

Actual County Cost of Program/Activity 2013: \$7,850

Service Provided by Program: Support, promote, advance, and advocate for public library services in the eleven Sullivan County Libraries of the Ramapo Catskill Library System (RCLS); exchange ideas and information common to all public libraries; network with other countywide agencies and organizations; seek additional sources of funding for member libraries.

Population Served by Program: All Sullivan County residents and visitors

Literacy Volunteers

Actual County Cost of Program/Activity 2013: \$2,906

Service Provided by Program: Provide a variety of free services to help people achieve personal goals through literacy; foster and enhance family literacy, assist adults functioning at low levels of literacy, and further proficiency in English as a second language; halt the rising tide of illiteracy in Sullivan County.

Population Served by Program: All Sullivan County residents and visitors

County of Sullivan
GENERAL FUND OPERATING BUDGET

Account Number	Description	2014 AMENDED BUDGET	2015 DEPARTMENT REQUEST	2015 RECOMMENDED	2015 ADOPTED
Department : A-7560 - OTHER CULTURAL AFFAIRS					
Budgetary Appropriations					
40.4004	DELAWARE VALLEY ARTS ALLIANCE	\$14,535	\$25,000	\$14,535	\$14,535
40.4027	EAGLE ACTIVITIES	\$5,200	\$7,000	\$5,200	\$5,200
40.4028	C.A.T.S.	\$12,312	\$12,312	\$12,312	\$12,312
40.4029	LIBRARY ALLIANCE	\$7,850	\$22,000	\$7,850	\$7,850
40.4030	LITERACY VOLUNTEERS	\$2,906	\$3,500	\$2,906	\$2,906
Total: Contract Services		\$42,803	\$69,812	\$42,803	\$42,803
Total Budgetary Appropriations for A-7560		\$42,803	\$69,812	\$42,803	\$42,803
COUNTY SHARE		\$42,803	\$69,812	\$42,803	\$42,803

A-8040 HUMAN RIGHTS COMMISSION

Mission Statement

The Human Rights Commission was created in October, 2005 to foster good relationships among communities and groups of people in Sullivan County.

	2014 Amended	2015 Adopted
Budgetary Appropriations		
Personal Services	\$22,874	\$23,103
Equipment	\$0	\$0
Contract Services	\$4,333	\$8,901
Employee Benefits	\$11,874	\$12,008
Total Budgetary Appropriations	\$39,081	\$44,012
Budgetary Revenues		
Departmental Revenue	\$0	\$0
State Aid	\$0	\$0
Total Budgetary Revenues	\$0	\$0
 County Share	 \$39,081	 \$44,012
 Positions	 1	 1

A8040 HUMAN RIGHTS COMMISSION

The Human Rights Commission was created in October, 2005 to foster good relationships among communities and groups of people in Sullivan County. The Human Rights Commission has nine members, all of whom are appointed by the Sullivan County Legislature. The County maintains one part time employee who is responsible for day to day tasks associated with the Commission, such as receiving calls, e-mails, complaints, etc.

The Human Rights Commission receives no outside funding in and is 100% County share. It is a non-mandated office.

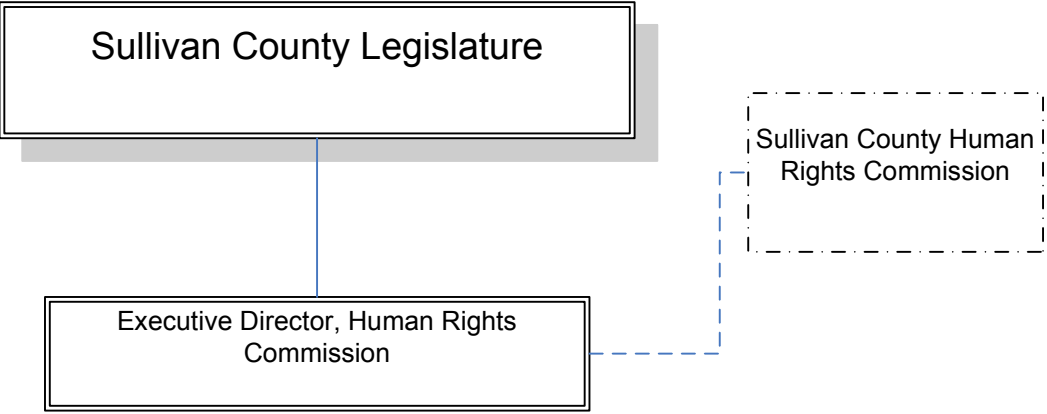
Program Areas and Services

Human Rights Commission

Actual County Cost of Program/Activity 2013: \$37,085

Service Provided: Foster mutual respect and understanding in the general population for the rights of all persons in Sullivan County; encourage equality of treatment for, and discourage discrimination against, a person on the basis of race, color, religion, creed, national origin, gender, age, disability, actual or perceived sexual orientation/preference, marital status, or criminal conviction only to the extent provided by Correction Law 752; inquire into incidents of tension and conflict among or between various racial, religious and nationality groups and to act to relieve this tension; conduct and recommend programs in education to increase good will among inhabitants of the county; receive complaints of alleged discrimination because of race, color, religion, creed, national origin, gender, age, disability, actual or perceived sexual orientation/preference, marital status, or criminal conviction only to extent provided by Correction Law 752 and to attempt to resolve such conflicts through direct intervention or referral.

Population Served: All Sullivan County residents



HUMAN RIGHTS COMMISSION

HUMAN RIGHTS COMMISSION

Personal Services:	AMENDED	REQUESTED	RECOMMENDED	ADOPTED
	2014	2015	2015	2015
EX DIR OF HUMAN RIGHTS COMM PT	<u>1</u>	<u>1</u>	<u>1</u>	<u>1</u>
	1	1	1	1

2015 BUDGET SALARIES BY DEPARTMENT

POSITION NUMBER	POSITION DESCRIPTION	2014 BUDGET AMENDED	2015 BUDGET REQUESTED	2015 BUDGET RECOMMENDED	2015 BUDGET ADOPTED
A-8040	HUMAN RIGHTS COMMISSION				
2486	EX DIR OF HUMAN RIGHTS COMM PT	\$23,097	\$23,328	\$23,328	\$23,328

County of Sullivan
GENERAL FUND OPERATING BUDGET

Account Number	Description	2014 AMENDED BUDGET	2015 DEPARTMENT REQUEST	2015 RECOMMENDED	2015 ADOPTED
Department : A-8040 - HUMAN RIGHTS COMMISSION					
Budgetary Appropriations					
10.1011	REGULAR PAY	\$22,874	\$23,103	\$23,103	\$23,103
Total: Personal Services		\$22,874	\$23,103	\$23,103	\$23,103
40.4001	AGENCIES	\$209	\$0	\$0	\$0
41.4105	REGISTRATION FEES	\$300	\$1,800	\$1,800	\$1,800
41.4108	AUTO TRAVEL OTHER	\$0	\$300	\$300	\$300
41.4109	CO FLEET CHARGEBACK	\$150	\$150	\$150	\$150
42.4201	ADVERTISING	\$350	\$1,500	\$1,500	\$1,500
42.4203	OFFICE SUPPLIES	\$38	\$300	\$300	\$300
42.4204	POSTAGE	\$200	\$200	\$200	\$200
42.4205	PRINTING	\$150	\$2,118	\$2,118	\$2,118
42.4206	PUBLICATIONS	\$103	\$100	\$100	\$100
47.4701	RENTALS	\$400	\$0	\$0	\$0
47.4707	MAINTENANCE IN LIEU OF RENT	\$2,433	\$2,433	\$2,433	\$2,433
Total: Contract Services		\$4,333	\$8,901	\$8,901	\$8,901
80.8001	FICA AND MEDICARE	\$1,767	\$1,768	\$1,768	\$1,768
80.8002	HLTH INSUR ACTIVE EMPLOYEE	\$4,812	\$5,044	\$5,044	\$5,044
80.8005	RETIREMENT	\$3,534	\$3,928	\$3,928	\$3,928
80.8006	WORKERS COMPENSATION	\$1,677	\$1,155	\$1,155	\$1,155
80.8007	DISABILITY	\$84	\$113	\$113	\$113
Total: Employee Benefits		\$11,874	\$12,008	\$12,008	\$12,008
	Total Budgetary Appropriations for A-8040	\$39,081	\$44,012	\$44,012	\$44,012
Budgetary Revenues					
R3089.R167	ST AID GEN GOV - DEPARTMENTAL AID	\$0	\$0	\$0	\$0
Total: State Aid		\$0	\$0	\$0	\$0
	Total Budgetary Revenues for A-8040	\$0	\$0	\$0	\$0
	COUNTY SHARE	\$39,081	\$44,012	\$44,012	\$44,012

A-8720 FISH AND GAME

Mission Statement

This appropriation line provides funding for the County's contracts with the Federation of Sportsmen's Club of Sullivan County and the Sullivan County Longbeards.

	<u>2014 Amended</u>	<u>2015 Adopted</u>
Budgetary Appropriations		
Contract Services	\$13,600	\$13,600
Total Budgetary Appropriations	<u>\$13,600</u>	<u>\$13,600</u>
County Share	<u>\$13,600</u>	<u>\$13,600</u>

A8720 FISH AND GAME

Appropriations from the “Fish and Game” budget organization include funding for the contracts to the Federation of Sportsmen’s Club of Sullivan County and the Sullivan County Longbeards.

The contracts are both funded by the County’s general fund and is 100% County cost. Neither contract represents a mandated service.

Program Areas and Services

Federation of Sportsmen’s Club of Sullivan County

Actual County Cost of Program/Activity 2013: \$12,240

Service Provided by Program: Promote fish and game in Sullivan County and try to make this county a better place for all to hunt, fish and live; present sportsmen of Sullivan County and to promote good clean sportsmanship and good fellowship; secure a means of better understanding and cooperation between our member clubs, the New York State Conservation Council and the Legislators of Sullivan County; further the goals of conservation education at the adult and youth levels through programs and promotional advertising to enhance the attraction of tourism and to develop a public understanding of the problems and advantages of proper conservation practices; insure the future of conservation through extensive youth education programs.

Population Served by Program: All Sullivan County residents and visitors

Sullivan County Longbeards

Actual County Cost of Program/Activity 2013: \$1,360

Service Provided by Program: Provide free environmental education to Sullivan County youth; provide free holiday turkeys to needy families; participate in other charities such as toys for tots

Population Served by Program: All Sullivan County youth, needy families

County of Sullivan
GENERAL FUND OPERATING BUDGET

Account Number	Description	2014 AMENDED BUDGET	2015 DEPARTMENT REQUEST	2015 RECOMMENDED	2015 ADOPTED
Department : A-8720 - FISH & GAME					
Budgetary Appropriations					
40.4013	CONTRACT OTHER	\$13,600	\$18,360	\$13,600	\$13,600
Total: Contract Services		\$13,600	\$18,360	\$13,600	\$13,600
Total Budgetary Appropriations for A-8720		\$13,600	\$18,360	\$13,600	\$13,600
COUNTY SHARE		\$13,600	\$18,360	\$13,600	\$13,600

A-8989-99 OTHER HOME AND COMMUNITY SERVICES

Mission Statement

This appropriation line provides funding for the County's contract with Cornell Cooperative Extension.

	<u>2014 Amended</u>	<u>2015 Adopted</u>
Budgetary Appropriations		
Contract Services	\$415,000	\$415,000
Total Budgetary Appropriations	<u>\$415,000</u>	<u>\$415,000</u>
County Share	<u>\$415,000</u>	<u>\$415,000</u>

A8989-99 OTHER HOME & COMMUNITY SERVICES/MISC. EXPENSES

Appropriation code A8989-99 includes funding for the contract to Cornell Cooperative Extension of Sullivan County.

The contract is funded by the County's general fund and is 100% County cost. The contract does not represent a mandated service.

Program Areas and Services

Cornell Cooperative Extension

Actual County Cost of Program/Activity 2013: \$332,000

Service Provided by Program: Act as a gateway to knowledge, life skills and experiences for better living; bring together and partner with government, business and community based group to serve all residents and visitors of Sullivan County; meet the changing needs of the county and its diverse population by employing the latest technology, research based education and highly trained professional staff; offers a variety of programs which cover agriculture and food systems, community and economic vitality, environment and natural resources, nutrition and healthy families, and youth development.

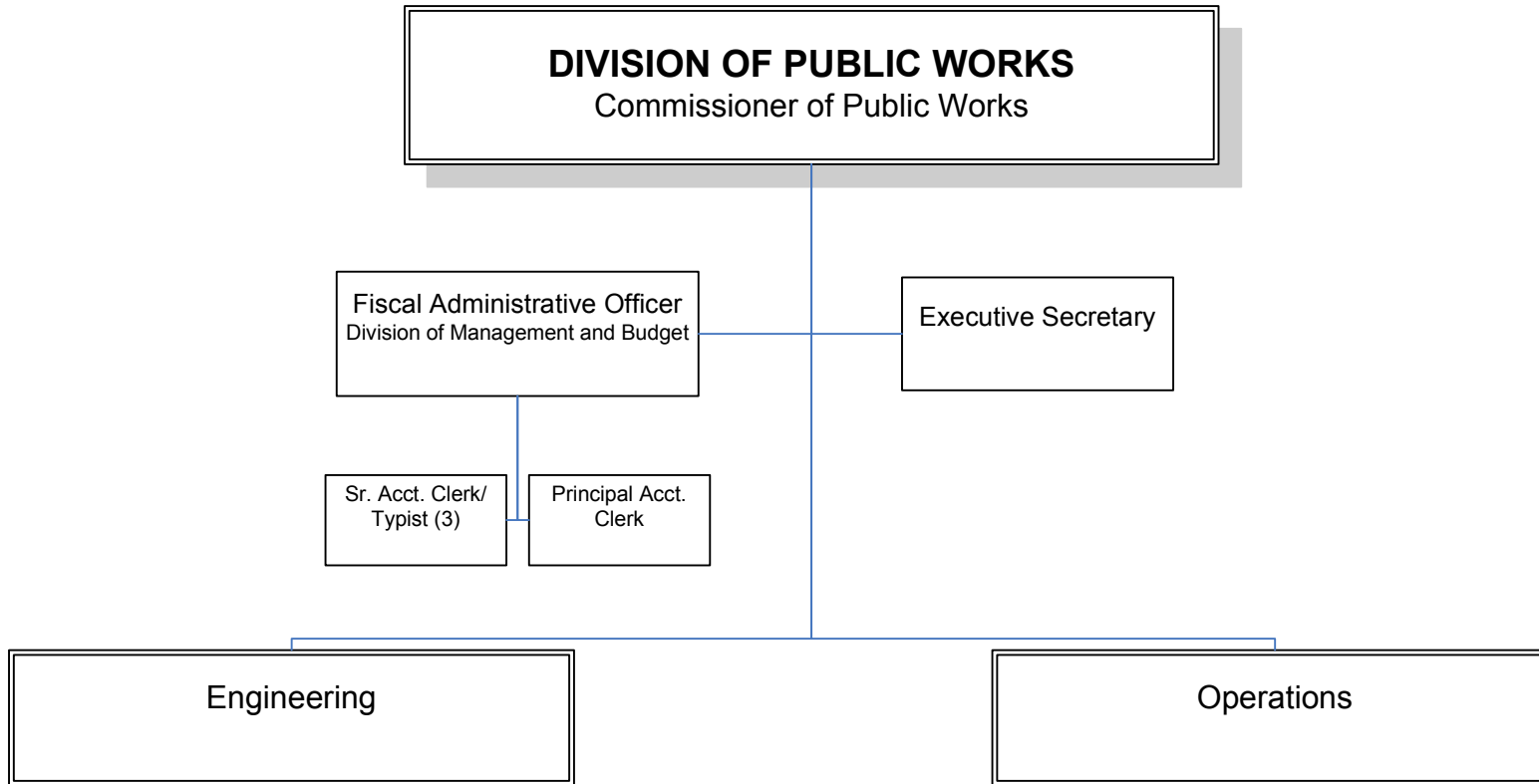
Population Served by Program: All Sullivan County residents and visitors

County of Sullivan
GENERAL FUND OPERATING BUDGET

Account Number	Description	2014 AMENDED BUDGET	2015 DEPARTMENT REQUEST	2015 RECOMMENDED	2015 ADOPTED
Department : A-8989-99 - OTHER HOME & COMMUNITY SERVICES - MISC EXPENSE					
Budgetary Appropriations					
40.4035	COOPERATIVE EXTENSION	\$415,000	\$415,000	\$415,000	\$415,000
Total: Contract Services		\$415,000	\$415,000	\$415,000	\$415,000
Total Budgetary Appropriations for A-8989-99		\$415,000	\$415,000	\$415,000	\$415,000
COUNTY SHARE		\$415,000	\$415,000	\$415,000	\$415,000

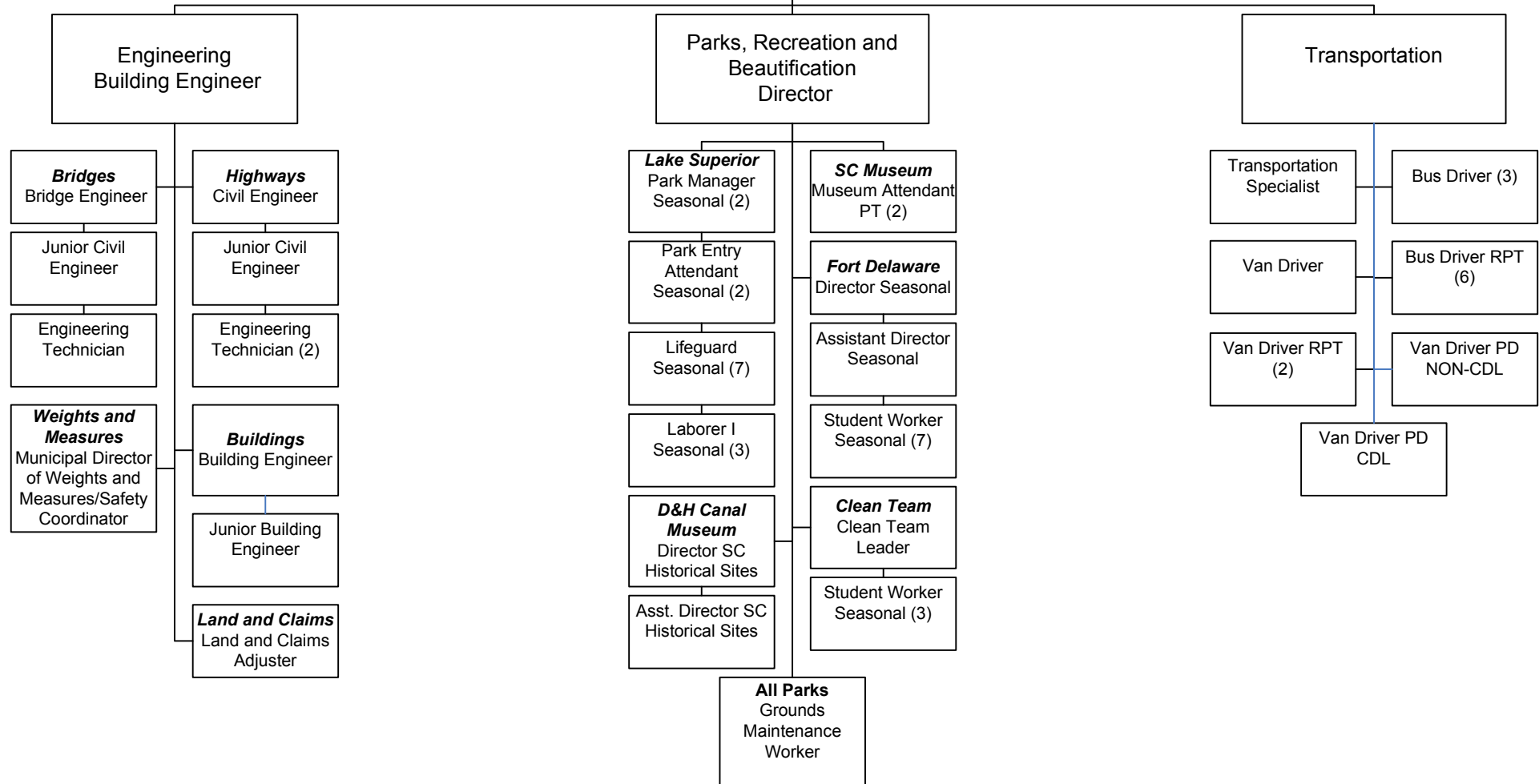
Division Of Public Works

	<u>2014 Amended</u>	<u>2015 Adopted</u>
Budgetary Appropriations		
Personal Services	\$9,151,984	\$8,916,680
Equipment	\$228,473	\$576,368
Contract Services	\$16,939,379	\$19,964,673
Debt Service	\$2,262,306	\$2,251,000
Employee Benefits	\$6,186,939	\$6,517,789
Interfund Transfer Debt Service	\$7,699,770	\$8,219,719
Total Budgetary Appropriations	<u>\$42,468,851</u>	<u>\$46,446,229</u>
Budgetary Revenues		
Departmental Revenue	\$17,358,701	\$17,471,568
State Aid	\$3,176,110	\$3,699,000
Federal Aid	\$722,000	\$2,856,000
Interfund Transfer General Fun	\$16,101,610	\$17,073,185
Total Budgetary Revenues	<u>\$37,358,421</u>	<u>\$41,099,753</u>
County Share	<u>\$5,110,430</u>	<u>\$5,346,476</u>



DIVISION OF PUBLIC WORKS
Commissioner of Public Works

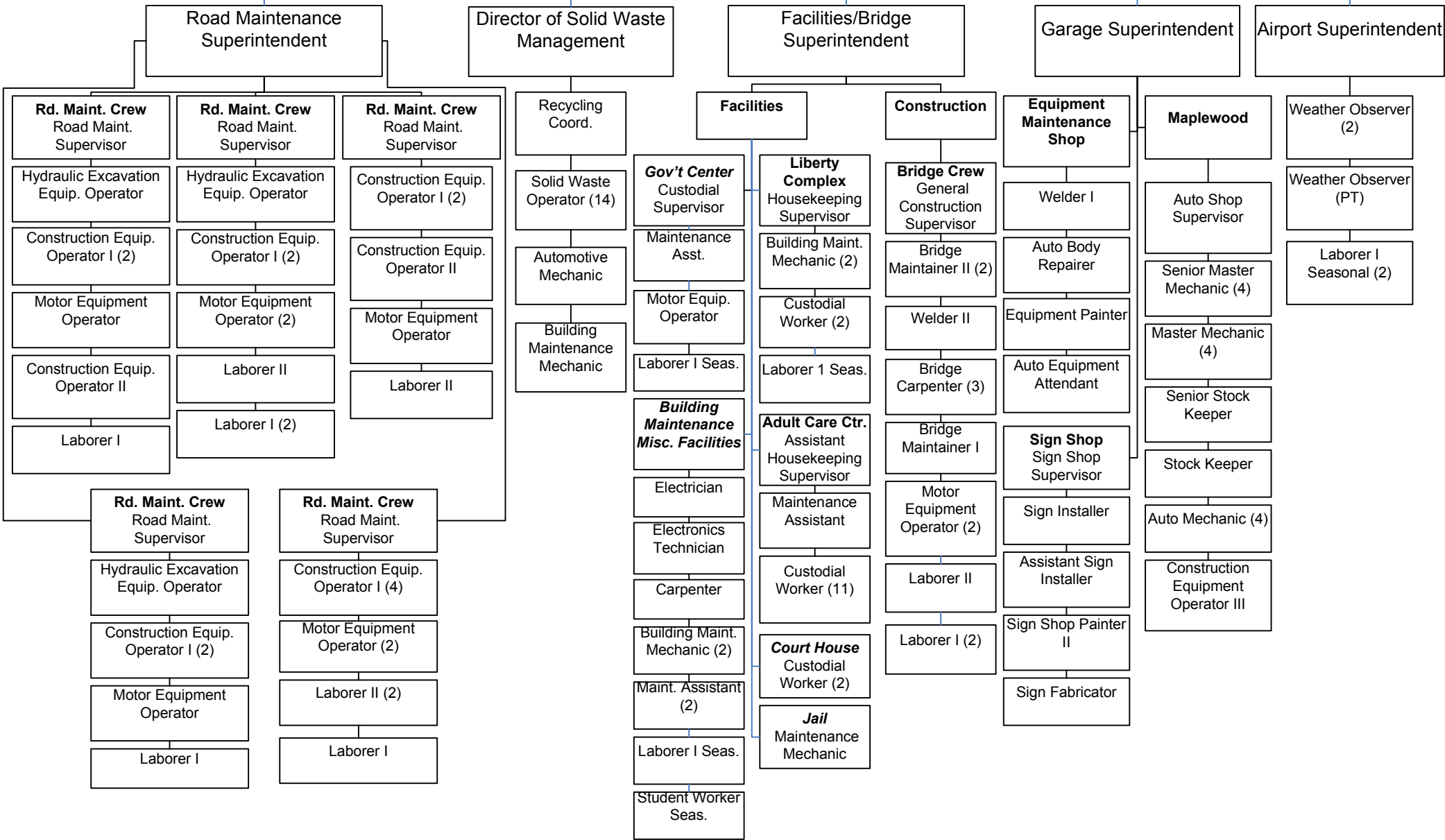
Deputy Commissioner/Engineering



DIVISION OF PUBLIC WORKS

Commissioner of Public Works

Operations



A-1490 DPW ADMINISTRATION

Mission Statement

The Sullivan County Division of Public Works constructs, operates and maintains a safe and efficient County infrastructure system to move people and goods throughout the County, to house government services, address solid waste needs through sound environmental practices, and provide recreational opportunities - all to enhance community growth, economic well-being and the quality of life within Sullivan County.

	<u>2014 Amended</u>	<u>2015 Adopted</u>
Budgetary Appropriations		
Personal Services	\$363,575	\$363,016
Equipment	\$0	\$0
Contract Services	\$12,975	\$12,650
Employee Benefits	\$187,294	\$198,269
Total Budgetary Appropriations	\$563,844	\$573,935
 Budgetary Revenues		
Departmental Revenue	\$0	\$0
State Aid	\$0	\$0
Federal Aid	\$0	\$0
Total Budgetary Revenues	\$0	\$0
 County Share	\$563,844	\$573,935
 Positions	 6	 6

A1490 PUBLIC WORKS ADMINISTRATION

Public Works Administration provides administrative support to all other departments within the division. The budget for this organization includes the salary of the Division Commissioner.

Public Works Administration receives no outside funding and is a non-mandated office.

Program Areas and Services

Actual County Cost of Program/Activity 2013: \$603,168

Service Provided by Program: Front counter activities; answering main phone lines; Processing of 140 full year and 29 seasonal employees' payroll; backcharge billing to towns/villages for services such as road striping, SCCC for snow removal and internal departments for Maintenance in Lieu of Rent, etc.; labor and equipment tracking for reimbursement from Federal and State sources; 428 forms, paperwork for medical leaves and insurance changes; Capital project tracking; voucher preparation; revenue entries; Federal and State drawdowns for the Airport and Court System reimbursements; entry of all operations requisitions and processing of all operations vouchers; pricing open bid and State contract purchases; preparing deposits; processing inter-department billing for fuel and repairs.

Population Served by Program: Internal DPW operation

DPW ADMINISTRATION

DPW ADMINISTRATION

Personal Services:	AMENDED	REQUESTED	RECOMMENDED	ADOPTED
	2014	2015	2015	2015
COMM PUBLIC WORKS	1	1	1	1
EXECUTIVE SECRETARY	1	1	1	1
PRINCIPAL ACCOUNT CLERK (LIU)	1	1	1	1
SENIOR ACCOUNT CL/TYP (LIU)	3	3	3	3
	<u>6</u>	<u>6</u>	<u>6</u>	<u>6</u>

2015 BUDGET SALARIES BY DEPARTMENT

POSITION NUMBER	POSITION DESCRIPTION	2014 BUDGET AMENDED	2015 BUDGET REQUESTED	2015 BUDGET RECOMMENDED	2015 BUDGET ADOPTED
A-1490	DPW ADMINISTRATION				
1388	EXECUTIVE SECRETARY	\$51,747	\$52,265	\$52,265	\$52,265
1426	SENIOR ACCOUNT CL/TYP (LIU)	\$45,500	\$45,500	\$45,500	\$45,500
1461	COMM PUBLIC WORKS	\$103,246	\$104,279	\$104,279	\$104,279
1539	PRINCIPAL ACCOUNT CLERK (LIU)	\$48,772	\$48,772	\$48,772	\$48,772
1562	SENIOR ACCOUNT CL/TYP (LIU)	\$45,500	\$45,500	\$45,500	\$45,500
1970	SENIOR ACCOUNT CL/TYP (LIU)	\$45,500	\$45,500	\$45,500	\$45,500

**County of Sullivan
GENERAL FUND OPERATING BUDGET**

Account Number	Description	2014 AMENDED BUDGET	2015 DEPARTMENT REQUEST	2015 RECOMMENDED	2015 ADOPTED
Department : A-1490 - DPW ADMINISTRATION					
Budgetary Appropriations					
10.1011	REGULAR PAY	\$344,015	\$341,816	\$341,816	\$341,816
10.1012	OVERTIME PAY	\$0	\$0	\$0	\$0
10.1013	LONGEVITY	\$19,560	\$21,200	\$21,200	\$21,200
Total: Personal Services		\$363,575	\$363,016	\$363,016	\$363,016
41.4102	LODGING	\$400	\$500	\$500	\$500
41.4103	MEALS	\$100	\$100	\$100	\$100
41.4104	MILEAGE/TOLLS	\$24	\$25	\$25	\$25
41.4105	REGISTRATION FEES	\$301	\$400	\$400	\$400
42.4203	OFFICE SUPPLIES	\$2,200	\$2,200	\$2,200	\$2,200
42.4204	POSTAGE	\$3,415	\$3,100	\$3,100	\$3,100
42.4205	PRINTING	\$4,355	\$4,550	\$4,550	\$4,550
42.4206	PUBLICATIONS	\$195	\$0	\$0	\$0
44.4405	PHONE LAND LINES	\$0	\$0	\$0	\$0
44.4406	WIRELESS COMMUNICATIONS	\$675	\$425	\$425	\$425
46.4603	EMPL UNIFORM ALLOWANCE	\$800	\$800	\$800	\$800
47.4703	DUES	\$400	\$550	\$550	\$550
47.4710	DEPT MISC/OTHER	\$0	\$0	\$0	\$0
47.4717	BLDG/PROP/EQUIP REPAIRS&MAINTNCE	\$110	\$0	\$0	\$0
Total: Contract Services		\$12,975	\$12,650	\$12,650	\$12,650
80.8001	FICA AND MEDICARE	\$27,989	\$28,062	\$28,062	\$28,062
80.8002	HLTH INSUR ACTIVE EMPLOYEE	\$83,322	\$88,036	\$88,036	\$88,036
80.8004	HLTH INSUR OPT OUT	\$1,500	\$3,000	\$3,000	\$3,000
80.8005	RETIREMENT	\$55,626	\$62,359	\$60,152	\$60,152
80.8006	WORKERS COMPENSATION	\$18,179	\$18,341	\$18,341	\$18,341
80.8007	DISABILITY	\$678	\$678	\$678	\$678
Total: Employee Benefits		\$187,294	\$200,476	\$198,269	\$198,269
	Total Budgetary Appropriations for A-1490	\$563,844	\$576,142	\$573,935	\$573,935
Budgetary Revenues					
R1710.R247	PUBLIC WORKS CHARGE - MISC FEE/REIMBURSMNT	\$0	\$0	\$0	\$0
Total: Departmental Revenue		\$0	\$0	\$0	\$0
R3589.R176	ST AID OTHR TRANSPRT - DISASTER ROAD/BRIDGE	\$0	\$0	\$0	\$0
Total: State Aid		\$0	\$0	\$0	\$0
R4589.R176	FED AID OTHR TRANSPRT - DISASTER ROAD/BRIDGE	\$0	\$0	\$0	\$0
Total: Federal Aid		\$0	\$0	\$0	\$0
	Total Budgetary Revenues for A-1490	\$0	\$0	\$0	\$0
	COUNTY SHARE	\$563,844	\$576,142	\$573,935	\$573,935

DPW Buildings

Mission Statement

The mission of the Division of Public Works Buildings Unit is to provide proper maintenance to County owned facilities.

	2014 Amended	2015 Adopted
Budgetary Appropriations		
Personal Services	\$1,627,086	\$1,612,658
Equipment	\$0	\$55,000
Contract Services	\$2,080,861	\$2,037,445
Employee Benefits	\$979,459	\$1,038,844
Interfund Transfer Debt Service	\$0	\$0
Total Budgetary Appropriations	\$4,687,406	\$4,743,947
Budgetary Revenues		
Departmental Revenue	\$3,725,858	\$3,732,450
State Aid	\$216,550	\$220,000
Federal Aid	\$0	\$0
Total Budgetary Revenues	\$3,942,408	\$3,952,450
 County Share	 \$744,998	 \$791,497
 Positions	 37	 37

A-1620-19 DPW - STORM STATIONS

	<u>2014 Amended</u>	<u>2015 Adopted</u>
Budgetary Appropriations		
Equipment	\$0	\$15,000
Contract Services	\$22,975	\$19,925
Total Budgetary Appropriations	<u>\$22,975</u>	<u>\$34,925</u>
County Share	<u>\$22,975</u>	<u>\$34,925</u>

A-1620-197 DPW - BUS GARAGE

	<u>2014 Amended</u>	<u>2015 Adopted</u>
Budgetary Appropriations		
Equipment	\$0	\$0
Contract Services	\$20,951	\$17,975
Total Budgetary Appropriations	<u>\$20,951</u>	<u>\$17,975</u>
County Share	<u>\$20,951</u>	<u>\$17,975</u>

A-1620-20 DPW- RADIO TOWERS

	<u>2014 Amended</u>	<u>2015 Adopted</u>
Budgetary Appropriations		
Contract Services	\$26,080	\$19,880
Total Budgetary Appropriations	<u>\$26,080</u>	<u>\$19,880</u>
County Share	<u>\$26,080</u>	<u>\$19,880</u>

A-1620-21 DPW - GOVT CENTER

	<u>2014 Amended</u>	<u>2015 Adopted</u>
Budgetary Appropriations		
Personal Services	\$119,979	\$169,200
Equipment	\$0	\$0
Contract Services	\$498,250	\$487,355
Employee Benefits	\$57,062	\$93,069
Total Budgetary Appropriations	<u>\$675,291</u>	<u>\$749,624</u>
Budgetary Revenues		
Departmental Revenue	\$0	\$250
Total Budgetary Revenues	<u>\$0</u>	<u>\$250</u>
County Share	<u>\$675,291</u>	<u>\$749,374</u>
Positions	4	4

A-1620-22 DPW - LIBERTY CAMPUS

	<u>2014 Amended</u>	<u>2015 Adopted</u>
Budgetary Appropriations		
Personal Services	\$254,118	\$254,143
Equipment	\$0	\$0
Contract Services	\$286,800	\$322,895
Employee Benefits	\$161,075	\$169,257
Total Budgetary Appropriations	<u>\$701,993</u>	<u>\$746,295</u>
Budgetary Revenues		
Departmental Revenue	\$0	\$0
Total Budgetary Revenues	<u>\$0</u>	<u>\$0</u>
County Share	<u>\$701,993</u>	<u>\$746,295</u>
Positions	6	6

A-1620-23 DPW - MISC LOCATIONS

	<u>2014 Amended</u>	<u>2015 Adopted</u>
Budgetary Appropriations		
Personal Services	\$567,650	\$513,615
Equipment	\$0	\$40,000
Contract Services	\$155,941	\$142,070
Employee Benefits	\$332,470	\$311,068
Total Budgetary Appropriations	<u>\$1,056,061</u>	<u>\$1,006,753</u>
Budgetary Revenues		
Departmental Revenue	\$3,725,858	\$3,732,200
State Aid	\$0	\$0
Federal Aid	\$0	\$0
Total Budgetary Revenues	<u>\$3,725,858</u>	<u>\$3,732,200</u>
County Share	<u>\$(2,669,797)</u>	<u>\$(2,725,447)</u>
Positions	11	11

A-1620-24 DPW - ADULT CARE CENTER

	<u>2014 Amended</u>	<u>2015 Adopted</u>
Budgetary Appropriations		
Personal Services	\$549,536	\$543,191
Equipment	\$0	\$0
Contract Services	\$527,652	\$509,530
Employee Benefits	\$330,101	\$364,079
Total Budgetary Appropriations	<u>\$1,407,289</u>	<u>\$1,416,800</u>
County Share	<u>\$1,407,289</u>	<u>\$1,416,800</u>
Positions	13	13

A-1620-25 DPW - COURT HOUSE

	<u>2014 Amended</u>	<u>2015 Adopted</u>
Budgetary Appropriations		
Personal Services	\$79,417	\$78,263
Equipment	\$0	\$0
Contract Services	\$111,526	\$98,960
Employee Benefits	\$62,906	\$63,776
Total Budgetary Appropriations	<u>\$253,849</u>	<u>\$240,999</u>
Budgetary Revenues		
State Aid	\$216,550	\$220,000
Total Budgetary Revenues	<u>\$216,550</u>	<u>\$220,000</u>
County Share	<u>\$37,299</u>	<u>\$20,999</u>
Positions	2	2

A-1620-26 DPW - COMMUNITY SERVICES

	<u>2014 Amended</u>	<u>2015 Adopted</u>
Budgetary Appropriations		
Personal Services	\$0	\$0
Equipment	\$0	\$0
Contract Services	\$111,088	\$88,245
Employee Benefits	\$0	\$0
Total Budgetary Appropriations	<u>\$111,088</u>	<u>\$88,245</u>
County Share	<u>\$111,088</u>	<u>\$88,245</u>

A-1620-27 DPW - SHERIFF - JAIL

	<u>2014 Amended</u>	<u>2015 Adopted</u>
Budgetary Appropriations		
Personal Services	\$56,386	\$54,246
Equipment	\$0	\$0
Contract Services	\$306,999	\$311,150
Employee Benefits	\$35,845	\$37,595
Interfund Transfer Debt Ser	\$0	\$0
Total Budgetary Appropriations	<u>\$399,230</u>	<u>\$402,991</u>
County Share	<u>\$399,230</u>	<u>\$402,991</u>
Positions	1	1

A-1620-28 DPW - SHERIFF - PATROL

	<u>2014 Amended</u>	<u>2015 Adopted</u>
Budgetary Appropriations		
Personal Services	\$0	\$0
Equipment	\$0	\$0
Contract Services	\$12,599	\$19,460
Interfund Transfer Debt Ser	\$0	\$0
Total Budgetary Appropriations	<u>\$12,599</u>	<u>\$19,460</u>
County Share	<u>\$12,599</u>	<u>\$19,460</u>

A1620 PUBLIC WORKS - BUILDINGS

The Public Works Buildings Department is responsible for the maintenance and repair of all County owned facilities, including Storm Stations, Radio Towers, the Monticello Government Complex, the Liberty Health and Human Services Complex, Adult Care Center, Courthouse, Jail, Patrol Building, and Bus Garage.

The Building Department receives some outside funding through grants as they become available and are awarded, such as the HEAL Grant for the Adult Care Center. It is a non-mandated department.

Program Areas and Services

Actual County Cost of Program/Activity 2013: \$454,328

Service Provided by Program: Maintain and repair all one hundred-plus County buildings. Work ranges from custodial work to repair and maintenance of plumbing, electrical, heating and cooling systems. Employees also plow and shovel snow, cut the grass and remove the trash.

Population Served by Program: All County residents and visitors

DPW Buildings

DPW - GOVT CENTER

Personal Services:	AMENDED	REQUESTED	RECOMMENDED	ADOPTED
	2014	2015	2015	2015
CUSTODIAL SUPERVISOR	1	1	1	1
LABORER I SEAS	1	1	1	1
MAINTENANCE ASST	1	1	1	1
MOTOR EQUIPMENT OPERATOR	1	1	1	1
	<u>4</u>	<u>4</u>	<u>4</u>	<u>4</u>

2015 BUDGET SALARIES BY DEPARTMENT

POSITION NUMBER	POSITION DESCRIPTION	2014 BUDGET AMENDED	2015 BUDGET REQUESTED	2015 BUDGET RECOMMENDED	2015 BUDGET ADOPTED
A-1620-21	DPW - GOVT CENTER				
1422	CUSTODIAL SUPERVISOR	\$61,853	\$61,853	\$61,853	\$61,853
1483	MAINTENANCE ASST	\$47,206	\$47,206	\$47,206	\$47,206
1484	MOTOR EQUIPMENT OPERATOR	\$47,206	\$47,206	\$47,206	\$47,206
1858	LABORER I SEAS	\$3,400	\$6,150	\$6,150	\$6,150

DPW Buildings

DPW - LIBERTY CAMPUS

Personal Services:	AMENDED	REQUESTED	RECOMMENDED	ADOPTED
	2014	2015	2015	2015
BUILDING MAINTENANCE MECHANIC	2	2	2	2
CUSTODIAL WORKER	2	2	2	2
HOUSEKEEPING SUPERVISOR	1	1	1	1
LABORER I SEAS	1	1	1	1
	<u>6</u>	<u>6</u>	<u>6</u>	<u>6</u>

2015 BUDGET SALARIES BY DEPARTMENT

POSITION NUMBER	POSITION DESCRIPTION	2014 BUDGET AMENDED	2015 BUDGET REQUESTED	2015 BUDGET RECOMMENDED	2015 BUDGET ADOPTED
A-1620-22	DPW - LIBERTY CAMPUS				
1447	BUILDING MAINTENANCE MECHANIC	\$49,731	\$49,731	\$49,731	\$49,731
1494	CUSTODIAL WORKER	\$36,384	\$36,384	\$36,384	\$36,384
1508	HOUSEKEEPING SUPERVISOR	\$61,853	\$61,853	\$61,853	\$61,853
1511	CUSTODIAL WORKER	\$36,384	\$36,384	\$36,384	\$36,384
1541	BUILDING MAINTENANCE MECHANIC	\$49,731	\$49,731	\$49,731	\$49,731
1864	LABORER I SEAS	\$3,000	\$3,150	\$3,150	\$3,150

DPW Buildings

DPW - MISC LOCATIONS

Personal Services:	AMENDED	REQUESTED	RECOMMENDED	ADOPTED
	2014	2015	2015	2015
BUILDING MAINTENANCE MECHANIC	2	2	2	2
CARPENTER	1	1	1	1
ELECTRICIAN	1	1	1	1
ELECTRONIC TECHNICIAN	1	1	1	1
FACILITIES BRIDGE SUPERINTENDE	1	1	1	1
LABORER I SEAS	1	1	1	1
MAINTENANCE ASST	3	3	3	3
STUDENT WORKER SEAS	1	1	1	1
	<u>11</u>	<u>11</u>	<u>11</u>	<u>11</u>

2015 BUDGET SALARIES BY DEPARTMENT

POSITION NUMBER	POSITION DESCRIPTION	2014 BUDGET AMENDED	2015 BUDGET REQUESTED	2015 BUDGET RECOMMENDED	2015 BUDGET ADOPTED
A-1620-23	DPW - MISC LOCATIONS				
1365	MAINTENANCE ASST	\$47,206	\$47,206	\$47,206	\$47,206
1425	ELECTRICIAN	\$53,891	\$53,891	\$53,891	\$53,891
1443	FACILITIES BRIDGE SUPERINTENDE	\$76,076	\$76,837	\$76,837	\$76,837
1471	BUILDING MAINTENANCE MECHANIC	\$49,731	\$49,731	\$49,731	\$49,731
1514	ELECTRONIC TECHNICIAN	\$53,891	\$53,891	\$53,891	\$53,891
1531	MAINTENANCE ASST	\$47,206	\$47,206	\$47,206	\$47,206
1561	MAINTENANCE ASST	\$47,206	\$47,206	\$47,206	\$47,206
1576	CARPENTER	\$49,731	\$49,731	\$49,731	\$49,731
1941	LABORER I SEAS	\$2,900	\$3,150	\$3,150	\$3,150
2000	STUDENT WORKER SEAS	\$2,900	\$3,150	\$3,150	\$3,150
2211	BUILDING MAINTENANCE MECHANIC	\$49,731	\$49,731	\$49,731	\$49,731

DPW Buildings

DPW - ADULT CARE CENTER

Personal Services:	AMENDED	REQUESTED	RECOMMENDED	ADOPTED
	2014	2015	2015	2015
ASST HOUSEKEEPING SUPERVISOR	1	1	1	1
CUSTODIAL WORKER	11	11	11	11
MAINTENANCE ASST	1	1	1	1
	<hr/>	<hr/>	<hr/>	<hr/>
	13	13	13	13

2015 BUDGET SALARIES BY DEPARTMENT

POSITION NUMBER	POSITION DESCRIPTION	2014 BUDGET AMENDED	2015 BUDGET REQUESTED	2015 BUDGET RECOMMENDED	2015 BUDGET ADOPTED
A-1620-24	DPW - ADULT CARE CENTER				
1416	CUSTODIAL WORKER	\$36,384	\$36,384	\$36,384	\$36,384
1504	CUSTODIAL WORKER	\$36,384	\$36,384	\$36,384	\$36,384
1507	CUSTODIAL WORKER	\$36,384	\$36,384	\$36,384	\$36,384
1522	CUSTODIAL WORKER	\$36,384	\$36,384	\$36,384	\$36,384
1534	CUSTODIAL WORKER	\$36,384	\$36,384	\$36,384	\$36,384
1567	ASST HOUSEKEEPING SUPERVISOR	\$55,236	\$55,236	\$55,236	\$55,236
1570	CUSTODIAL WORKER	\$36,384	\$36,384	\$36,384	\$36,384
1574	CUSTODIAL WORKER	\$36,384	\$36,384	\$36,384	\$36,384
1578	CUSTODIAL WORKER	\$36,384	\$36,384	\$36,384	\$36,384
1586	MAINTENANCE ASST	\$47,206	\$47,206	\$47,206	\$47,206
1695	CUSTODIAL WORKER	\$36,384	\$36,384	\$36,384	\$36,384
2790	CUSTODIAL WORKER	\$36,384	\$36,384	\$36,384	\$36,384
2823	CUSTODIAL WORKER	\$36,384	\$36,384	\$36,384	\$36,384

DPW Buildings

DPW - COURT HOUSE

Personal Services: CUSTODIAL WORKER	AMENDED 2014 <hr style="width: 50%; margin: auto;"/> 2	REQUESTED 2015 <hr style="width: 50%; margin: auto;"/> 2	RECOMMENDED 2015 <hr style="width: 50%; margin: auto;"/> 2	ADOPTED 2015 <hr style="width: 50%; margin: auto;"/> 2
--	--	--	--	--

2015 BUDGET SALARIES BY DEPARTMENT

POSITION NUMBER	POSITION DESCRIPTION	2014 BUDGET AMENDED	2015 BUDGET REQUESTED	2015 BUDGET RECOMMENDED	2015 BUDGET ADOPTED
A-1620-25	DPW - COURT HOUSE				
1505	CUSTODIAL WORKER	\$36,384	\$36,384	\$36,384	\$36,384
2145	CUSTODIAL WORKER	\$36,384	\$36,384	\$36,384	\$36,384

DPW Buildings

DPW - SHERIFF - JAIL

Personal Services:	AMENDED	REQUESTED	RECOMMENDED	ADOPTED
	2014	2015	2015	2015
BUILDING MAINTENANCE MECHANIC	<u>1</u>	<u>1</u>	<u>1</u>	<u>1</u>
	1	1	1	1

2015 BUDGET SALARIES BY DEPARTMENT

POSITION NUMBER	POSITION DESCRIPTION	2014 BUDGET AMENDED	2015 BUDGET REQUESTED	2015 BUDGET RECOMMENDED	2015 BUDGET ADOPTED
A-1620-27	DPW - SHERIFF - JAIL				
1968	BUILDING MAINTENANCE MECHANIC	\$49,731	\$49,731	\$49,731	\$49,731

County of Sullivan
GENERAL FUND OPERATING BUDGET

Account Number	Description	2014 AMENDED BUDGET	2015 DEPARTMENT REQUEST	2015 RECOMMENDED	2015 ADOPTED
Department : A-1620-19 - BUILDINGS - DPW - STORM STATIONS					
Budgetary Appropriations					
21.2102	BUILDINGS AND BUILDING IMPRVMTS	\$0	\$15,000	\$15,000	\$15,000
Total: Equipment		\$0	\$15,000	\$15,000	\$15,000
44.4401	ELECTRIC	\$8,150	\$7,750	\$7,750	\$7,750
44.4402	FUEL OIL	\$10,350	\$9,100	\$9,100	\$9,100
44.4407	UTILITY OTHER	\$1,000	\$1,125	\$1,125	\$1,125
45.4501	SPEC DEPT SUPPLY MISC/OTHER	\$425	\$450	\$450	\$450
45.4505	BLDG/PROP MAINTENANCE	\$75	\$100	\$100	\$100
45.4526	PAINT	\$60	\$100	\$100	\$100
45.4540	PARTS/FLUIDS/FILTERS	\$100	\$0	\$0	\$0
45.4541	SM EQUIP TOOLS APPLNCS, SM ELECT	\$125	\$200	\$200	\$200
45.4548	ELECTRICAL/PLUMBING	\$0	\$0	\$0	\$0
47.4717	BLDG/PROP/EQUIP REPAIRS&MAINTNCE	\$2,440	\$850	\$850	\$850
47.4720	LABORATORY/XRAY EXPENSE	\$250	\$250	\$250	\$250
Total: Contract Services		\$22,975	\$19,925	\$19,925	\$19,925
	Total Budgetary Appropriations for A-1620-19	\$22,975	\$34,925	\$34,925	\$34,925
	COUNTY SHARE	\$22,975	\$34,925	\$34,925	\$34,925

County of Sullivan
GENERAL FUND OPERATING BUDGET

Account Number	Description	2014 AMENDED BUDGET	2015 DEPARTMENT REQUEST	2015 RECOMMENDED	2015 ADOPTED
Department : A-1620-197 - BUILDINGS - DPW - BUS GARAGE					
Budgetary Appropriations					
44.4401	ELECTRIC	\$3,110	\$2,800	\$2,800	\$2,800
44.4404	PROPANE	\$15,800	\$13,550	\$13,550	\$13,550
45.4505	BLDG/PROP MAINTENANCE	\$150	\$150	\$150	\$150
47.4717	BLDG/PROP/EQUIP REPAIRS&MAINTNCE	\$600	\$500	\$500	\$500
47.4720	LABORATORY/XRAY EXPENSE	\$300	\$300	\$300	\$300
47.4730	JANITORIAL EXPENSE	\$671	\$325	\$325	\$325
47.4732	BLDG/PROP ELECTRONIC MONITORING	\$320	\$350	\$350	\$350
Total: Contract Services		\$20,951	\$17,975	\$17,975	\$17,975
	Total Budgetary Appropriations for A-1620-197	\$20,951	\$17,975	\$17,975	\$17,975
	COUNTY SHARE	\$20,951	\$17,975	\$17,975	\$17,975

County of Sullivan
GENERAL FUND OPERATING BUDGET

Account Number	Description	2014 AMENDED BUDGET	2015 DEPARTMENT REQUEST	2015 RECOMMENDED	2015 ADOPTED
Department : A-1620-20 - BUILDINGS - DPW- RADIO TOWERS					
Budgetary Appropriations					
44.4401	ELECTRIC	\$8,815	\$7,500	\$7,500	\$7,500
44.4404	PROPANE	\$4,100	\$125	\$125	\$125
45.4530	HARDWARE/MISC SUPPLY	\$0	\$0	\$0	\$0
45.4548	ELECTRICAL/PLUMBING	\$0	\$0	\$0	\$0
47.4701	RENTALS	\$11,865	\$11,255	\$11,255	\$11,255
47.4717	BLDG/PROP/EQUIP REPAIRS&MAINTNCE	\$1,300	\$1,000	\$1,000	\$1,000
47.4779	BLDG/PROP MAINTNCE SERVICES	\$0	\$0	\$0	\$0
Total: Contract Services		\$26,080	\$19,880	\$19,880	\$19,880
	Total Budgetary Appropriations for A-1620-20	\$26,080	\$19,880	\$19,880	\$19,880
	COUNTY SHARE	\$26,080	\$19,880	\$19,880	\$19,880

County of Sullivan
GENERAL FUND OPERATING BUDGET

Account Number	Description	2014 AMENDED BUDGET	2015 DEPARTMENT REQUEST	2015 RECOMMENDED	2015 ADOPTED
Department : A-1620-21 - BUILDINGS - DPW - GOVT CENTER					
Budgetary Appropriations					
10.1011	REGULAR PAY	\$110,849	\$162,415	\$162,415	\$162,415
10.1012	OVERTIME PAY	\$2,100	\$1,000	\$1,000	\$1,000
10.1013	LONGEVITY	\$7,030	\$5,785	\$5,785	\$5,785
Total: Personal Services		\$119,979	\$169,200	\$169,200	\$169,200
40.4015	PROPERTY MAINTENANCE	\$92,050	\$93,385	\$93,385	\$93,385
42.4203	OFFICE SUPPLIES	\$50	\$50	\$50	\$50
44.4401	ELECTRIC	\$193,435	\$210,000	\$210,000	\$210,000
44.4402	FUEL OIL	\$121,625	\$115,670	\$115,670	\$115,670
44.4406	WIRELESS COMMUNICATIONS	\$300	\$0	\$0	\$0
44.4407	UTILITY OTHER	\$27,500	\$23,300	\$23,300	\$23,300
45.4505	BLDG/PROP MAINTENANCE	\$16,000	\$16,000	\$16,000	\$16,000
45.4526	PAINT	\$1,100	\$1,000	\$1,000	\$1,000
45.4527	MISC STONE	\$125	\$0	\$0	\$0
45.4530	HARDWARE/MISC SUPPLY	\$0	\$0	\$0	\$0
45.4532	SEED/MULCH ETC	\$0	\$400	\$400	\$400
45.4541	SM EQUIP TOOLS APPLNCS, SM ELECT	\$1,500	\$500	\$500	\$500
45.4546	BULK ROAD AND BAG SALT	\$3,705	\$2,250	\$2,250	\$2,250
45.4548	ELECTRICAL/PLUMBING	\$0	\$0	\$0	\$0
45.4549	SAFETY	\$85	\$250	\$250	\$250
46.4603	EMPL UNIFORM ALLOWANCE	\$400	\$600	\$600	\$600
46.4611	EMPL SAFETY/PHYSICAL EXAMS	\$300	\$200	\$200	\$200
47.4701	RENTALS	\$250	\$250	\$250	\$250
47.4710	DEPT MISC/OTHER	\$200	\$500	\$500	\$500
47.4717	BLDG/PROP/EQUIP REPAIRS&MAINTNCE	\$20,020	\$20,000	\$20,000	\$20,000
47.4730	JANITORIAL EXPENSE	\$2,255	\$2,100	\$2,100	\$2,100
47.4732	BLDG/PROP ELECTRONIC MONITORING	\$600	\$350	\$350	\$350
47.4766	CLEAN UP/BEAUTIFICATION	\$800	\$550	\$550	\$550
Total: Contract Services		\$482,300	\$487,355	\$487,355	\$487,355
80.8001	FICA AND MEDICARE	\$9,489	\$13,104	\$13,104	\$13,104
80.8002	HLTH INSUR ACTIVE EMPLOYEE	\$21,266	\$41,462	\$41,462	\$41,462
80.8004	HLTH INSUR OPT OUT	\$1,500	\$1,500	\$1,500	\$1,500
80.8005	RETIREMENT	\$18,657	\$28,951	\$28,036	\$28,036
80.8006	WORKERS COMPENSATION	\$5,811	\$8,515	\$8,515	\$8,515
80.8007	DISABILITY	\$339	\$452	\$452	\$452
80.8009	EMPL BENFTS OTHER	\$0	\$0	\$0	\$0
Total: Employee Benefits		\$57,062	\$93,984	\$93,069	\$93,069
	Total Budgetary Appropriations for A-1620-21	\$659,341	\$750,539	\$749,624	\$749,624
Budgetary Revenues					
R1289.R161	GEN GOV DEPT INCOME - CUSTODIAL FEE/REIMBURSMNT	\$0	\$(250)	\$(250)	\$(250)
Total: Departmental Revenue		\$0	\$(250)	\$(250)	\$(250)
	Total Budgetary Revenues for A-1620-21	\$0	\$(250)	\$(250)	\$(250)
	COUNTY SHARE	\$659,341	\$750,289	\$749,374	\$749,374

County of Sullivan
GENERAL FUND OPERATING BUDGET

Account Number	Description	2014 AMENDED BUDGET	2015 DEPARTMENT REQUEST	2015 RECOMMENDED	2015 ADOPTED
Department : A-1620-22 - BUILDINGS - DPW - LIBERTY CAMPUS					
Budgetary Appropriations					
10.1011	REGULAR PAY	\$236,883	\$237,233	\$237,233	\$237,233
10.1012	OVERTIME PAY	\$2,250	\$1,000	\$1,000	\$1,000
10.1013	LONGEVITY	\$14,985	\$15,910	\$15,910	\$15,910
Total: Personal Services		\$254,118	\$254,143	\$254,143	\$254,143
40.4015	PROPERTY MAINTENANCE	\$30,800	\$37,400	\$37,400	\$37,400
41.4105	REGISTRATION FEES	\$80	\$80	\$80	\$80
42.4203	OFFICE SUPPLIES	\$75	\$75	\$75	\$75
43.4301	SUPPLIES	\$40	\$40	\$40	\$40
44.4401	ELECTRIC	\$127,625	\$150,000	\$150,000	\$150,000
44.4402	FUEL OIL	\$43,660	\$63,125	\$63,125	\$63,125
44.4404	PROPANE	\$5,395	\$5,000	\$5,000	\$5,000
44.4406	WIRELESS COMMUNICATIONS	\$450	\$450	\$450	\$450
45.4501	SPEC DEPT SUPPLY MISC/OTHER	\$50	\$50	\$50	\$50
45.4505	BLDG/PROP MAINTENANCE	\$43,000	\$41,000	\$41,000	\$41,000
45.4520	TRUE/LEVELING PATCH	\$0	\$0	\$0	\$0
45.4526	PAINT	\$1,850	\$750	\$750	\$750
45.4527	MISC STONE	\$200	\$200	\$200	\$200
45.4530	HARDWARE/MISC SUPPLY	\$0	\$0	\$0	\$0
45.4532	SEED/MULCH ETC	\$100	\$500	\$500	\$500
45.4538	TIRES	\$21	\$0	\$0	\$0
45.4540	PARTS/FLUIDS/FILTERS	\$599	\$750	\$750	\$750
45.4541	SM EQUIP TOOLS APPLNCS, SM ELECT	\$1,250	\$1,200	\$1,200	\$1,200
45.4542	WELDING	\$70	\$0	\$0	\$0
45.4548	ELECTRICAL/PLUMBING	\$0	\$0	\$0	\$0
45.4549	SAFETY	\$650	\$500	\$500	\$500
46.4602	EMPL MEAL ALLOWANCE	\$10	\$0	\$0	\$0
46.4603	EMPL UNIFORM ALLOWANCE	\$2,787	\$1,600	\$1,600	\$1,600
46.4611	EMPL SAFETY/PHYSICAL EXAMS	\$42	\$150	\$150	\$150
47.4701	RENTALS	\$425	\$0	\$0	\$0
47.4710	DEPT MISC/OTHER	\$0	\$75	\$75	\$75
47.4717	BLDG/PROP/EQUIP REPAIRS&MAINTNCE	\$25,950	\$18,000	\$18,000	\$18,000
47.4720	LABORATORY/XRAY EXPENSE	\$750	\$1,000	\$1,000	\$1,000
47.4730	JANITORIAL EXPENSE	\$551	\$550	\$550	\$550
47.4732	BLDG/PROP ELECTRONIC MONITORING	\$300	\$300	\$300	\$300
47.4766	CLEAN UP/BEAUTIFICATION	\$70	\$100	\$100	\$100
Total: Contract Services		\$286,800	\$322,895	\$322,895	\$322,895
80.8001	FICA AND MEDICARE	\$19,562	\$19,519	\$19,519	\$19,519
80.8002	HLTH INSUR ACTIVE EMPLOYEE	\$89,767	\$94,241	\$94,241	\$94,241
80.8005	RETIREMENT	\$38,880	\$43,204	\$42,111	\$42,111
80.8006	WORKERS COMPENSATION	\$12,188	\$12,708	\$12,708	\$12,708
80.8007	DISABILITY	\$678	\$678	\$678	\$678
Total: Employee Benefits		\$161,075	\$170,350	\$169,257	\$169,257
Total Budgetary Appropriations for A-1620-22		\$701,993	\$747,388	\$746,295	\$746,295
COUNTY SHARE		\$701,993	\$747,388	\$746,295	\$746,295

County of Sullivan
GENERAL FUND OPERATING BUDGET

Account Number	Description	2014 AMENDED BUDGET	2015 DEPARTMENT REQUEST	2015 RECOMMENDED	2015 ADOPTED
Department : A-1620-23 - BUILDINGS - DPW - MISC LOCATIONS					
Budgetary Appropriations					
10.1011	REGULAR PAY	\$535,175	\$481,730	\$481,730	\$481,730
10.1012	OVERTIME PAY	\$5,000	\$8,000	\$8,000	\$8,000
10.1013	LONGEVITY	\$27,475	\$23,885	\$23,885	\$23,885
10.1014	SHIFT DIFFERENTIAL PAY	\$0	\$0	\$0	\$0
Total: Personal Services		\$567,650	\$513,615	\$513,615	\$513,615
21.2101	LAND/LAND IMPROVEMENTS	\$0	\$40,000	\$40,000	\$40,000
21.2102	BUILDINGS AND BUILDING IMPRVMTS	\$0	\$55,000	\$0	\$0
Total: Equipment		\$0	\$95,000	\$40,000	\$40,000
40.4015	PROPERTY MAINTENANCE	\$250	\$0	\$0	\$0
41.4105	REGISTRATION FEES	\$120	\$120	\$120	\$120
42.4203	OFFICE SUPPLIES	\$425	\$500	\$500	\$500
42.4205	PRINTING	\$260	\$0	\$0	\$0
42.4206	PUBLICATIONS	\$150	\$200	\$200	\$200
43.4301	SUPPLIES	\$75	\$75	\$75	\$75
44.4401	ELECTRIC	\$38,000	\$40,000	\$40,000	\$40,000
44.4404	PROPANE	\$66,500	\$64,000	\$64,000	\$64,000
44.4406	WIRELESS COMMUNICATIONS	\$425	\$425	\$425	\$425
44.4407	UTILITY OTHER	\$1,600	\$2,050	\$2,050	\$2,050
45.4501	SPEC DEPT SUPPLY MISC/OTHER	\$500	\$500	\$500	\$500
45.4505	BLDG/PROP MAINTENANCE	\$4,000	\$3,500	\$3,500	\$3,500
45.4526	PAINT	\$1,000	\$600	\$600	\$600
45.4530	HARDWARE/MISC SUPPLY	\$0	\$0	\$0	\$0
45.4532	SEED/MULCH ETC	\$600	\$500	\$500	\$500
45.4540	PARTS/FLUIDS/FILTERS	\$500	\$500	\$500	\$500
45.4541	SM EQUIP TOOLS APPLNCS, SM ELECT	\$6,700	\$3,500	\$3,500	\$3,500
45.4542	WELDING	\$250	\$200	\$200	\$200
45.4548	ELECTRICAL/PLUMBING	\$0	\$0	\$0	\$0
45.4549	SAFETY	\$3,000	\$2,500	\$2,500	\$2,500
46.4602	EMPL MEAL ALLOWANCE	\$100	\$0	\$0	\$0
46.4603	EMPL UNIFORM ALLOWANCE	\$3,794	\$2,700	\$2,700	\$2,700
46.4604	REAL ESTATE TAXES	\$50	\$0	\$0	\$0
46.4611	EMPL SAFETY/PHYSICAL EXAMS	\$957	\$750	\$750	\$750
47.4702	EQUIP SERVICE/REPAIRS	\$0	\$0	\$0	\$0
47.4703	DUES	\$100	\$100	\$100	\$100
47.4710	DEPT MISC/OTHER	\$500	\$500	\$500	\$500
47.4712	EQUIP CALIBRATION	\$400	\$0	\$0	\$0
47.4717	BLDG/PROP/EQUIP REPAIRS&MAINTNCE	\$21,316	\$15,000	\$15,000	\$15,000
47.4720	LABORATORY/XRAY EXPENSE	\$1,000	\$1,000	\$1,000	\$1,000
47.4730	JANITORIAL EXPENSE	\$1,669	\$1,600	\$1,600	\$1,600
47.4732	BLDG/PROP ELECTRONIC MONITORING	\$1,200	\$1,000	\$1,000	\$1,000
47.4766	CLEAN UP/BEAUTIFICATION	\$500	\$250	\$250	\$250
Total: Contract Services		\$155,941	\$142,070	\$142,070	\$142,070
80.8001	FICA AND MEDICARE	\$43,777	\$39,515	\$39,515	\$39,515
80.8002	HLTH INSUR ACTIVE EMPLOYEE	\$170,604	\$158,277	\$158,277	\$158,277
80.8004	HLTH INSUR OPT OUT	\$1,500	\$1,500	\$1,500	\$1,500
80.8005	RETIREMENT	\$86,850	\$86,452	\$85,106	\$85,106
80.8006	WORKERS COMPENSATION	\$28,383	\$25,427	\$25,427	\$25,427
80.8007	DISABILITY	\$1,356	\$1,243	\$1,243	\$1,243
Total: Employee Benefits		\$332,470	\$312,414	\$311,068	\$311,068
Total Budgetary Appropriations for A-1620-23		\$1,056,061	\$1,063,099	\$1,006,753	\$1,006,753

County of Sullivan
GENERAL FUND OPERATING BUDGET

Account Number	Description	2014 AMENDED BUDGET	2015 DEPARTMENT REQUEST	2015 RECOMMENDED	2015 ADOPTED
Department : A-1620-23 - BUILDINGS - DPW - MISC LOCATIONS					
Budgetary Revenues					
R1289.R247	GEN GOV DEPT INCOME - MISC FEE/REIMBURSMNT	\$(338)	\$(325)	\$(325)	\$(325)
R1710.R247	PUBLIC WORKS CHARGE - MISC FEE/REIMBURSMNT	\$(3,717,720)	\$(3,724,075)	\$(3,724,075)	\$(3,724,075)
R2410.R115	RENTAL OF PROPERTY - BUILDINGS	\$(7,800)	\$(7,800)	\$(7,800)	\$(7,800)
Total: Departmental Revenue		\$(3,725,858)	\$(3,732,200)	\$(3,732,200)	\$(3,732,200)
R3589.R167	ST AID OTHR TRANSPRT - DEPARTMENTAL AID	\$0	\$0	\$0	\$0
Total: State Aid		\$0	\$0	\$0	\$0
R4089.R167	FED AID OTHR - DEPARTMENTAL AID	\$0	\$0	\$0	\$0
Total: Federal Aid		\$0	\$0	\$0	\$0
Total Budgetary Revenues for A-1620-23		\$(3,725,858)	\$(3,732,200)	\$(3,732,200)	\$(3,732,200)
COUNTY SHARE		\$(2,669,797)	\$(2,669,101)	\$(2,725,447)	\$(2,725,447)

County of Sullivan
GENERAL FUND OPERATING BUDGET

Account Number	Description	2014 AMENDED BUDGET	2015 DEPARTMENT REQUEST	2015 RECOMMENDED	2015 ADOPTED
Department : A-1620-24 - BUILDINGS - DPW - ADULT CARE CENTER					
Budgetary Appropriations					
10.1011	REGULAR PAY	\$493,316	\$502,666	\$502,666	\$502,666
10.1012	OVERTIME PAY	\$27,730	\$10,000	\$10,000	\$10,000
10.1013	LONGEVITY	\$28,490	\$30,525	\$30,525	\$30,525
Total: Personal Services		\$549,536	\$543,191	\$543,191	\$543,191
21.2102	BUILDINGS AND BUILDING IMPRVMTS	\$0	\$35,000	\$0	\$0
Total: Equipment		\$0	\$35,000	\$0	\$0
40.4015	PROPERTY MAINTENANCE	\$4,200	\$4,080	\$4,080	\$4,080
42.4203	OFFICE SUPPLIES	\$100	\$50	\$50	\$50
43.4308	MIS CHARGEBACKS	\$1,032	\$0	\$0	\$0
44.4401	ELECTRIC	\$231,435	\$228,000	\$228,000	\$228,000
44.4404	PROPANE	\$48,010	\$41,200	\$41,200	\$41,200
44.4407	UTILITY OTHER	\$300	\$0	\$0	\$0
45.4501	SPEC DEPT SUPPLY MISC/OTHER	\$68	\$100	\$100	\$100
45.4505	BLDG/PROP MAINTENANCE	\$15,000	\$16,500	\$15,000	\$15,000
45.4526	PAINT	\$1,050	\$1,000	\$1,000	\$1,000
45.4540	PARTS/FLUIDS/FILTERS	\$850	\$1,000	\$1,000	\$1,000
45.4541	SM EQUIP TOOLS APPLNCS, SM ELECT	\$2,275	\$2,500	\$2,500	\$2,500
45.4548	ELECTRICAL/PLUMBING	\$0	\$0	\$0	\$0
45.4549	SAFETY	\$2,325	\$2,000	\$2,000	\$2,000
46.4603	EMPL UNIFORM ALLOWANCE	\$7,306	\$6,350	\$6,350	\$6,350
46.4604	REAL ESTATE TAXES	\$143,150	\$150,000	\$150,000	\$150,000
46.4611	EMPL SAFETY/PHYSICAL EXAMS	\$25	\$150	\$150	\$150
47.4701	RENTALS	\$462	\$0	\$0	\$0
47.4702	EQUIP SERVICE/REPAIRS	\$0	\$0	\$0	\$0
47.4717	BLDG/PROP/EQUIP REPAIRS&MAINTNCE	\$60,552	\$45,000	\$45,000	\$45,000
47.4720	LABORATORY/XRAY EXPENSE	\$160	\$400	\$400	\$400
47.4730	JANITORIAL EXPENSE	\$2,302	\$2,200	\$2,200	\$2,200
47.4732	BLDG/PROP ELECTRONIC MONITORING	\$6,650	\$10,000	\$10,000	\$10,000
47.4766	CLEAN UP/BEAUTIFICATION	\$400	\$500	\$500	\$500
Total: Contract Services		\$527,652	\$511,030	\$509,530	\$509,530
80.8001	FICA AND MEDICARE	\$42,456	\$41,868	\$41,868	\$41,868
80.8002	HLTH INSUR ACTIVE EMPLOYEE	\$173,602	\$202,370	\$202,370	\$202,370
80.8004	HLTH INSUR OPT OUT	\$1,500	\$1,500	\$1,500	\$1,500
80.8005	RETIREMENT	\$83,716	\$91,340	\$90,007	\$90,007
80.8006	WORKERS COMPENSATION	\$27,358	\$26,865	\$26,865	\$26,865
80.8007	DISABILITY	\$1,469	\$1,469	\$1,469	\$1,469
Total: Employee Benefits		\$330,101	\$365,412	\$364,079	\$364,079
Total Budgetary Appropriations for A-1620-24		\$1,407,289	\$1,454,633	\$1,416,800	\$1,416,800
COUNTY SHARE		\$1,407,289	\$1,454,633	\$1,416,800	\$1,416,800

County of Sullivan
GENERAL FUND OPERATING BUDGET

Account Number	Description	2014 AMENDED BUDGET	2015 DEPARTMENT REQUEST	2015 RECOMMENDED	2015 ADOPTED
Department : A-1620-25 - BUILDINGS - DPW - COURT HOUSE					
Budgetary Appropriations					
10.1011	REGULAR PAY	\$74,268	\$72,768	\$72,768	\$72,768
10.1012	OVERTIME PAY	\$1,850	\$500	\$500	\$500
10.1013	LONGEVITY	\$3,299	\$4,995	\$4,995	\$4,995
Total: Personal Services		\$79,417	\$78,263	\$78,263	\$78,263
40.4015	PROPERTY MAINTENANCE	\$4,465	\$5,325	\$5,325	\$5,325
42.4203	OFFICE SUPPLIES	\$5	\$10	\$10	\$10
44.4401	ELECTRIC	\$48,000	\$49,000	\$49,000	\$49,000
44.4402	FUEL OIL	\$37,300	\$22,100	\$22,100	\$22,100
44.4407	UTILITY OTHER	\$4,130	\$4,100	\$4,100	\$4,100
45.4505	BLDG/PROP MAINTENANCE	\$3,705	\$4,000	\$4,000	\$4,000
45.4526	PAINT	\$250	\$250	\$250	\$250
45.4540	PARTS/FLUIDS/FILTERS	\$100	\$0	\$0	\$0
45.4541	SM EQUIP TOOLS APPLNCS, SM ELECT	\$550	\$250	\$250	\$250
45.4546	BULK ROAD AND BAG SALT	\$1,630	\$800	\$800	\$800
45.4549	SAFETY	\$130	\$0	\$0	\$0
46.4603	EMPL UNIFORM ALLOWANCE	\$410	\$400	\$400	\$400
47.4710	DEPT MISC/OTHER	\$150	\$175	\$175	\$175
47.4717	BLDG/PROP/EQUIP REPAIRS&MAINTNCE	\$9,300	\$11,150	\$11,150	\$11,150
47.4730	JANITORIAL EXPENSE	\$1,101	\$1,100	\$1,100	\$1,100
47.4732	BLDG/PROP ELECTRONIC MONITORING	\$300	\$300	\$300	\$300
Total: Contract Services		\$111,526	\$98,960	\$98,960	\$98,960
80.8001	FICA AND MEDICARE	\$5,871	\$6,018	\$6,018	\$6,018
80.8002	HLTH INSUR ACTIVE EMPLOYEE	\$39,904	\$40,656	\$40,656	\$40,656
80.8005	RETIREMENT	\$12,742	\$13,288	\$12,968	\$12,968
80.8006	WORKERS COMPENSATION	\$4,163	\$3,908	\$3,908	\$3,908
80.8007	DISABILITY	\$226	\$226	\$226	\$226
Total: Employee Benefits		\$62,906	\$64,096	\$63,776	\$63,776
	Total Budgetary Appropriations for A-1620-25	\$253,849	\$241,319	\$240,999	\$240,999
Budgetary Revenues					
R3021.R260	ST AID COURT FACILITY - OPERATION/MAINTENANCE	\$(216,550)	\$(220,000)	\$(220,000)	\$(220,000)
Total: State Aid		\$(216,550)	\$(220,000)	\$(220,000)	\$(220,000)
	Total Budgetary Revenues for A-1620-25	\$(216,550)	\$(220,000)	\$(220,000)	\$(220,000)
	COUNTY SHARE	\$37,299	\$21,319	\$20,999	\$20,999

County of Sullivan
GENERAL FUND OPERATING BUDGET

Account Number	Description	2014 AMENDED BUDGET	2015 DEPARTMENT REQUEST	2015 RECOMMENDED	2015 ADOPTED
Department : A-1620-26 - BUILDINGS - DPW - COMMUNITY SERVICES					
Budgetary Appropriations					
40.4015	PROPERTY MAINTENANCE	\$54,525	\$54,470	\$54,470	\$54,470
44.4402	FUEL OIL	\$28,260	\$21,775	\$21,775	\$21,775
44.4404	PROPANE	\$500	\$300	\$300	\$300
45.4505	BLDG/PROP MAINTENANCE	\$225	\$500	\$500	\$500
45.4526	PAINT	\$1,500	\$900	\$900	\$900
45.4541	SM EQUIP TOOLS APPLNCS, SM ELECT	\$650	\$250	\$250	\$250
45.4548	ELECTRICAL/PLUMBING	\$0	\$0	\$0	\$0
45.4549	SAFETY	\$250	\$250	\$250	\$250
47.4701	RENTALS	\$425	\$0	\$0	\$0
47.4717	BLDG/PROP/EQUIP REPAIRS&MAINTNCE	\$22,425	\$12,000	\$8,000	\$8,000
47.4730	JANITORIAL EXPENSE	\$1,528	\$1,500	\$1,500	\$1,500
47.4732	BLDG/PROP ELECTRONIC MONITORING	\$800	\$300	\$300	\$300
Total: Contract Services		\$111,088	\$92,245	\$88,245	\$88,245
	Total Budgetary Appropriations for A-1620-26	\$111,088	\$92,245	\$88,245	\$88,245
	COUNTY SHARE	\$111,088	\$92,245	\$88,245	\$88,245

County of Sullivan
GENERAL FUND OPERATING BUDGET

Account Number	Description	2014 AMENDED BUDGET	2015 DEPARTMENT REQUEST	2015 RECOMMENDED	2015 ADOPTED
Department : A-1620-27 - BUILDINGS - DPW - SHERIFF - JAIL					
Budgetary Appropriations					
10.1011	REGULAR PAY	\$50,481	\$49,731	\$49,731	\$49,731
10.1012	OVERTIME PAY	\$2,575	\$1,000	\$1,000	\$1,000
10.1013	LONGEVITY	\$3,330	\$3,515	\$3,515	\$3,515
Total: Personal Services		\$56,386	\$54,246	\$54,246	\$54,246
21.2103	MACHINERY/EQUIPMENT	\$0	\$0	\$0	\$0
Total: Equipment		\$0	\$0	\$0	\$0
40.4015	PROPERTY MAINTENANCE	\$2,200	\$2,040	\$2,040	\$2,040
44.4401	ELECTRIC	\$91,490	\$86,000	\$86,000	\$86,000
44.4402	FUEL OIL	\$70,045	\$96,325	\$96,325	\$96,325
44.4407	UTILITY OTHER	\$85,000	\$88,000	\$88,000	\$88,000
45.4505	BLDG/PROP MAINTENANCE	\$1,750	\$1,500	\$1,500	\$1,500
45.4526	PAINT	\$25	\$250	\$250	\$250
45.4530	HARDWARE/MISC SUPPLY	\$0	\$0	\$0	\$0
45.4540	PARTS/FLUIDS/FILTERS	\$100	\$100	\$100	\$100
45.4541	SM EQUIP TOOLS APPLNCS, SM ELECT	\$350	\$350	\$350	\$350
45.4546	BULK ROAD AND BAG SALT	\$1,800	\$1,200	\$1,000	\$1,000
45.4548	ELECTRICAL/PLUMBING	\$0	\$0	\$0	\$0
45.4549	SAFETY	\$205	\$400	\$400	\$400
46.4602	EMPL MEAL ALLOWANCE	\$10	\$0	\$0	\$0
46.4603	EMPL UNIFORM ALLOWANCE	\$432	\$385	\$385	\$385
46.4611	EMPL SAFETY/PHYSICAL EXAMS	\$214	\$200	\$200	\$200
47.4710	DEPT MISC/OTHER	\$50	\$50	\$50	\$50
47.4717	BLDG/PROP/EQUIP REPAIRS&MAINTNCE	\$36,435	\$35,000	\$33,000	\$33,000
47.4730	JANITORIAL EXPENSE	\$1,018	\$1,000	\$1,000	\$1,000
47.4732	BLDG/PROP ELECTRONIC MONITORING	\$500	\$500	\$500	\$500
47.4766	CLEAN UP/BEAUTIFICATION	\$0	\$50	\$50	\$50
Total: Contract Services		\$291,624	\$313,350	\$311,150	\$311,150
80.8001	FICA AND MEDICARE	\$4,181	\$4,165	\$4,165	\$4,165
80.8002	HLTH INSUR ACTIVE EMPLOYEE	\$20,628	\$21,656	\$21,656	\$21,656
80.8005	RETIREMENT	\$8,233	\$9,086	\$8,989	\$8,989
80.8006	WORKERS COMPENSATION	\$2,690	\$2,672	\$2,672	\$2,672
80.8007	DISABILITY	\$113	\$113	\$113	\$113
Total: Employee Benefits		\$35,845	\$37,692	\$37,595	\$37,595
Total Budgetary Appropriations for A-1620-27		\$383,855	\$405,288	\$402,991	\$402,991
COUNTY SHARE		\$383,855	\$405,288	\$402,991	\$402,991

County of Sullivan
GENERAL FUND OPERATING BUDGET

Account Number	Description	2014 AMENDED BUDGET	2015 DEPARTMENT REQUEST	2015 RECOMMENDED	2015 ADOPTED
Department : A-1620-28 - BUILDINGS - DPW - SHERIFF - PATROL					
Budgetary Appropriations					
21.2102	BUILDINGS AND BUILDING IMPRVMTS	\$0	\$20,000	\$0	\$0
Total: Equipment		\$0	\$20,000	\$0	\$0
44.4402	FUEL OIL	\$11,655	\$15,650	\$15,650	\$15,650
44.4404	PROPANE	\$0	\$500	\$500	\$500
44.4407	UTILITY OTHER	\$0	\$0	\$0	\$0
45.4505	BLDG/PROP MAINTENANCE	\$50	\$50	\$50	\$50
45.4526	PAINT	\$95	\$250	\$250	\$250
45.4541	SM EQUIP TOOLS APPLNCS, SM ELECT	\$15	\$50	\$50	\$50
47.4701	RENTALS	\$0	\$0	\$0	\$0
47.4710	DEPT MISC/OTHER	\$25	\$75	\$75	\$75
47.4717	BLDG/PROP/EQUIP REPAIRS&MAINTNCE	\$350	\$17,500	\$2,500	\$2,500
47.4730	JANITORIAL EXPENSE	\$409	\$385	\$385	\$385
Total: Contract Services		\$12,599	\$34,460	\$19,460	\$19,460
	Total Budgetary Appropriations for A-1620-28	\$12,599	\$54,460	\$19,460	\$19,460
	COUNTY SHARE	\$12,599	\$54,460	\$19,460	\$19,460

A-5610 SC INTERNATIONAL AIRPORT

Mission Statement

The mission of the Sullivan County Airport is to provide safe and convenient general and commercial aviation access to the county.

	2014 Amended	2015 Adopted
Budgetary Appropriations		
Personal Services	\$194,609	\$194,063
Equipment	\$0	\$0
Contract Services	\$101,415	\$131,875
Employee Benefits	\$115,816	\$121,737
Interfund Transfer Debt Service	\$0	\$323,947
Total Budgetary Appropriations	\$411,840	\$771,622
Budgetary Revenues		
Departmental Revenue	\$59,387	\$124,300
Total Budgetary Revenues	\$59,387	\$124,300
 County Share	 \$352,453	 \$647,322
 Positions	 6	 6

A5610 PUBLIC WORKS – SULLIVAN COUNTY INTERNATIONAL AIRPORT

The Sullivan County International Airport Unit operates and maintains the Airport in conformance with the FAA Advisory Circulars, CFR Part 139 currently detailed in the Airport Certification Manual, the Airport Policy Manual, the Airport Security Plan, the FAA NYADO Sponsor's Guide and the FAA and NYSDOT Grant Assurances. They meet all requirements from the NYSDEC, National Weather Service (NWS), and Homeland Security, and provide weather observation data utilized by National Weather Service Binghamton office.

The Sullivan County International Airport receives outside funding for specific projects in the form of grants and programs from the Federal Government and the State. Funding formulas vary by program. It is a non-mandated department, however, as per resolution number 248-97, the County signed a Master Agreement with the FAA to operate the facility as an airport.

Program Areas and Services

Actual County Cost of Program/Activity 2013: \$325,708

Service Provided by Program: Provide Airport facility and services to local and transient, corporate and private aircraft as well as offering businesses and the public an access to Sullivan County through aviation.

Population Served by Program: Nationwide – businesses and general aviation traveling public utilize the airport for business and pleasure

SC INTERNATIONAL AIRPORT

SC INTERNATIONAL AIRPORT

Personal Services:	AMENDED	REQUESTED	RECOMMENDED	ADOPTED
	2014	2015	2015	2015
AIRPORT SUPERINTENDENT	1	1	1	1
LABORER 1 SEAS	1	1	1	1
LABORER I SEAS	1	1	1	1
WEATHER OBSERVER	2	2	2	2
WEATHER OBSERVER PT	1	1	1	1
	<u>6</u>	<u>6</u>	<u>6</u>	<u>6</u>

2015 BUDGET SALARIES BY DEPARTMENT

POSITION NUMBER	POSITION DESCRIPTION	2014 BUDGET AMENDED	2015 BUDGET REQUESTED	2015 BUDGET RECOMMENDED	2015 BUDGET ADOPTED
A-5610	SC INTERNATIONAL AIRPORT				
1349	WEATHER OBSERVER	\$52,138	\$52,138	\$52,138	\$52,138
1419	WEATHER OBSERVER	\$52,138	\$52,138	\$52,138	\$52,138
1540	WEATHER OBSERVER PT	\$8,740	\$8,740	\$8,740	\$8,740
1866	LABORER I SEAS	\$4,800	\$5,400	\$5,400	\$5,400
1947	LABORER 1 SEAS	\$3,000	\$3,150	\$3,150	\$3,150
2672	AIRPORT SUPERINTENDENT	\$62,848	\$63,477	\$63,477	\$63,477

County of Sullivan
GENERAL FUND OPERATING BUDGET

Account Number	Description	2014 AMENDED BUDGET	2015 DEPARTMENT REQUEST	2015 RECOMMENDED	2015 ADOPTED
Department : A-5610 - SC INTERNATIONAL AIRPORT					
Budgetary Appropriations					
10.1011	REGULAR PAY	\$185,914	\$185,043	\$185,043	\$185,043
10.1012	OVERTIME PAY	\$1,385	\$1,300	\$1,300	\$1,300
10.1013	LONGEVITY	\$6,210	\$6,680	\$6,680	\$6,680
10.1014	SHIFT DIFFERENTIAL PAY	\$1,100	\$1,040	\$1,040	\$1,040
Total: Personal Services		\$194,609	\$194,063	\$194,063	\$194,063
41.4102	LODGING	\$190	\$350	\$350	\$350
41.4103	MEALS	\$235	\$225	\$225	\$225
41.4104	MILEAGE/TOLLS	\$20	\$20	\$20	\$20
41.4105	REGISTRATION FEES	\$1,005	\$1,500	\$1,500	\$1,500
41.4106	REPAIRS/MAINTENANCE	\$4,122	\$10,000	\$10,000	\$10,000
41.4108	AUTO TRAVEL OTHER	\$5	\$0	\$0	\$0
41.4109	CO FLEET CHARGEBACK	\$1,350	\$750	\$750	\$750
42.4201	ADVERTISING	\$0	\$200	\$200	\$200
42.4203	OFFICE SUPPLIES	\$215	\$200	\$200	\$200
42.4204	POSTAGE	\$30	\$30	\$30	\$30
43.4301	SUPPLIES	\$0	\$150	\$150	\$150
44.4401	ELECTRIC	\$32,860	\$33,000	\$33,000	\$33,000
44.4402	FUEL OIL	\$20,135	\$22,275	\$22,275	\$22,275
44.4404	PROPANE	\$5,025	\$4,250	\$4,250	\$4,250
44.4406	WIRELESS COMMUNICATIONS	\$875	\$400	\$400	\$400
44.4407	UTILITY OTHER	\$300	\$0	\$0	\$0
45.4501	SPEC DEPT SUPPLY MISC/OTHER	\$45	\$675	\$675	\$675
45.4502	GASOLINE	\$3,400	\$3,625	\$3,625	\$3,625
45.4505	BLDG/PROP MAINTENANCE	\$1,260	\$1,900	\$1,900	\$1,900
45.4526	PAINT	\$0	\$50	\$50	\$50
45.4537	DIESEL FUEL	\$4,990	\$5,075	\$5,075	\$5,075
45.4540	PARTS/FLUIDS/FILTERS	\$500	\$500	\$500	\$500
45.4541	SM EQUIP TOOLS APPLNCS, SM ELECT	\$725	\$600	\$600	\$600
45.4546	BULK ROAD AND BAG SALT	\$180	\$0	\$0	\$0
45.4549	SAFETY	\$250	\$3,600	\$3,600	\$3,600
46.4603	EMPL UNIFORM ALLOWANCE	\$550	\$400	\$400	\$400
46.4604	REAL ESTATE TAXES	\$780	\$13,000	\$13,000	\$13,000
46.4611	EMPL SAFETY/PHYSICAL EXAMS	\$645	\$400	\$400	\$400
46.4612	EMPL TRAINING	\$325	\$300	\$300	\$300
47.4702	EQUIP SERVICE/REPAIRS	\$0	\$0	\$0	\$0
47.4703	DUES	\$250	\$300	\$300	\$300
47.4708	INSURANCE	\$12,575	\$14,750	\$14,750	\$14,750
47.4710	DEPT MISC/OTHER	\$50	\$50	\$50	\$50
47.4712	EQUIP CALIBRATION	\$470	\$500	\$500	\$500
47.4717	BLDG/PROP/EQUIP REPAIRS&MAINTNCE	\$5,864	\$11,000	\$11,000	\$11,000
47.4720	LABORATORY/XRAY EXPENSE	\$1,275	\$900	\$900	\$900
47.4730	JANITORIAL EXPENSE	\$814	\$800	\$800	\$800
47.4767	NYS/US REGLTRY FEES/FINES/ASSESS	\$100	\$100	\$100	\$100
Total: Contract Services		\$101,415	\$131,875	\$131,875	\$131,875
80.8001	FICA AND MEDICARE	\$14,912	\$14,877	\$14,877	\$14,877
80.8002	HLTH INSUR ACTIVE EMPLOYEE	\$61,281	\$64,367	\$64,367	\$64,367
80.8005	RETIREMENT	\$29,665	\$32,838	\$32,156	\$32,156
80.8006	WORKERS COMPENSATION	\$9,280	\$9,659	\$9,659	\$9,659
80.8007	DISABILITY	\$678	\$678	\$678	\$678
Total: Employee Benefits		\$115,816	\$122,419	\$121,737	\$121,737

County of Sullivan
GENERAL FUND OPERATING BUDGET

Account Number	Description	2014 AMENDED BUDGET	2015 DEPARTMENT REQUEST	2015 RECOMMENDED	2015 ADOPTED
Department : A-5610 - SC INTERNATIONAL AIRPORT					
Budgetary Appropriations					
90.9005	TRANSFERS CAPITAL PROJECT	\$0	\$187,000	\$323,947	\$323,947
Total: Interfund Transfer Debt Service		\$0	\$187,000	\$323,947	\$323,947
Total Budgetary Appropriations for A-5610		\$411,840	\$635,357	\$771,622	\$771,622
Budgetary Revenues					
R1770.R150	AIRPORT FEE/RENTAL - CONCESSIONS	\$(1,750)	\$(1,700)	\$(1,700)	\$(1,700)
R1770.R247	AIRPORT FEE/RENTAL - MISC FEE/REIMBURSMNT	\$(57,637)	\$(122,600)	\$(122,600)	\$(122,600)
Total: Departmental Revenue		\$(59,387)	\$(124,300)	\$(124,300)	\$(124,300)
Total Budgetary Revenues for A-5610		\$(59,387)	\$(124,300)	\$(124,300)	\$(124,300)
COUNTY SHARE		\$352,453	\$511,057	\$647,322	\$647,322

A-5680 TRANSPORTATION

Mission Statement

The Department of Transportation provides transport services to Sullivan County residents in need of such services. Contracts with County and other local agencies are in place for the County's direct provision of services to targeted groups of residents, while contracts with local companies such as Shortline/Coach USA are utilized to provide public transportation via fixed routes.

	2014 Amended	2015 Adopted
Budgetary Appropriations		
Personal Services	\$394,794	\$370,088
Equipment	\$138,258	\$72,000
Contract Services	\$302,329	\$374,904
Employee Benefits	\$174,770	\$204,454
Total Budgetary Appropriations	\$1,010,151	\$1,021,446
Budgetary Revenues		
Departmental Revenue	\$293,575	\$294,175
State Aid	\$36,500	\$6,000
Federal Aid	\$0	\$0
Total Budgetary Revenues	\$330,075	\$300,175
 County Share	 \$680,076	 \$721,271
 Positions	 17	 17

A5680 PUBLIC WORKS – TRANSPORTATION

The Public Works Transportation Department provides daily transportation for Veterans to Castle Point and Albany VA hospitals. It also provides in-county medical transportation to seniors through an agreement with the Office for the Aging, and assists with the nutrition program including delivery of homebound meals. A shopping bus service with 2 bus routes daily throughout the County and 2 shopping bus routes are open to the general public.

Transportation receives funding through the State Transportation Operating Assistance (STOA) program administered by NYSDOT. It is a non-mandated department.

Program Areas and Services

Actual County Cost of Program/Activity 2013: \$368,502

Service Provided by Program: Provides transportation to Office for the Aging, Veterans and general public.

Population Served by Program: All veterans in Sullivan County, Senior Citizens involved with the Office of the Aging programs and any members of the general public which may utilize the 2 open shopping bus routes

TRANSPORTATION

TRANSPORTATION

Personal Services:	AMENDED	REQUESTED	RECOMMENDED	ADOPTED
	2014	2015	2015	2015
BUS DRIVER	3	3	3	3
BUS DRIVER RPT	6	6	6	6
TRANSPORTATION SPECIALIST	1	1	1	1
VAN DRIVER	1	1	1	1
VAN DRIVER (CDL) PD	2	2	2	2
VAN DRIVER (NON CDL) PD	2	2	2	2
VAN DRIVER RPT	2	2	2	2
	<u>17</u>	<u>17</u>	<u>17</u>	<u>17</u>

2015 BUDGET SALARIES BY DEPARTMENT

POSITION NUMBER	POSITION DESCRIPTION	2014 BUDGET AMENDED	2015 BUDGET REQUESTED	2015 BUDGET RECOMMENDED	2015 BUDGET ADOPTED
A-5680	TRANSPORTATION				
88	VAN DRIVER	\$34,313	\$34,656	\$34,656	\$34,656
93	TRANSPORTATION SPECIALIST	\$38,857	\$39,246	\$39,246	\$39,246
391	BUS DRIVER	\$34,349	\$34,693	\$34,693	\$34,693
497	BUS DRIVER	\$32,203	\$32,525	\$32,525	\$32,525
1109	VAN DRIVER RPT	\$25,437	\$21,327	\$21,327	\$21,327
1236	BUS DRIVER RPT	\$27,603	\$16,663	\$16,663	\$16,663
1818	BUS DRIVER RPT	\$29,632	\$29,813	\$29,813	\$29,813
2534	BUS DRIVER RPT	\$27,603	\$25,593	\$25,593	\$25,593
2854	BUS DRIVER RPT	\$27,603	\$16,663	\$16,663	\$16,663
2855	BUS DRIVER RPT	\$27,603	\$27,772	\$27,772	\$27,772
2856	BUS DRIVER RPT	\$27,603	\$21,327	\$21,327	\$21,327
2857	VAN DRIVER RPT	\$22,893	\$23,033	\$23,033	\$23,033
2886	BUS DRIVER	\$35,026	\$35,376	\$35,376	\$35,376
2976	VAN DRIVER (NON CDL) PD	\$12,000	\$12,000	\$12,000	\$12,000
2977	VAN DRIVER (NON CDL) PD	\$12,000	\$12,000	\$12,000	\$12,000
2978	VAN DRIVER (CDL) PD	\$12,000	\$12,000	\$12,000	\$12,000
2979	VAN DRIVER (CDL) PD	\$12,000	\$12,000	\$12,000	\$12,000

County of Sullivan
GENERAL FUND OPERATING BUDGET

Account Number	Description	2014 AMENDED BUDGET	2015 DEPARTMENT REQUEST	2015 RECOMMENDED	2015 ADOPTED
Department : A-5680 - TRANSPORTATION					
Budgetary Appropriations					
10.1011	REGULAR PAY	\$384,344	\$358,688	\$358,688	\$358,688
10.1012	OVERTIME PAY	\$1,050	\$500	\$500	\$500
10.1013	LONGEVITY	\$9,400	\$10,900	\$10,900	\$10,900
Total: Personal Services		\$394,794	\$370,088	\$370,088	\$370,088
21.2105	AUTOMOTIVE EQUIP	\$138,258	\$72,000	\$72,000	\$72,000
Total: Equipment		\$138,258	\$72,000	\$72,000	\$72,000
40.4021	TRANSPORTATION	\$63,000	\$63,000	\$63,000	\$63,000
41.4101	GASOLINE EXPENSE	\$0	\$0	\$0	\$0
41.4103	MEALS	\$2,000	\$2,000	\$2,000	\$2,000
41.4104	MILEAGE/TOLLS	\$1,500	\$1,500	\$1,500	\$1,500
41.4105	REGISTRATION FEES	\$40	\$40	\$40	\$40
41.4106	REPAIRS/MAINTENANCE	\$115,000	\$110,000	\$110,000	\$110,000
41.4109	CO FLEET CHARGEBACK	\$15,000	\$15,000	\$15,000	\$15,000
42.4201	ADVERTISING	\$20	\$200	\$200	\$200
42.4203	OFFICE SUPPLIES	\$150	\$150	\$150	\$150
42.4204	POSTAGE	\$25	\$25	\$25	\$25
42.4205	PRINTING	\$2,200	\$2,200	\$2,200	\$2,200
44.4406	WIRELESS COMMUNICATIONS	\$6,200	\$6,000	\$6,000	\$6,000
46.4602	EMPL MEAL ALLOWANCE	\$8	\$0	\$0	\$0
46.4603	EMPL UNIFORM ALLOWANCE	\$6,769	\$6,872	\$6,872	\$6,872
46.4611	EMPL SAFETY/PHYSICAL EXAMS	\$1,200	\$1,200	\$1,200	\$1,200
47.4707	MAINTENANCE IN LIEU OF RENT	\$11,800	\$17,975	\$17,975	\$17,975
47.4708	INSURANCE	\$11,300	\$16,500	\$16,500	\$16,500
47.4717	BLDG/PROP/EQUIP REPAIRS&MAINTNCE	\$0	\$66,125	\$66,125	\$66,125
47.4733	INDIRECT COST ALLOCATION	\$66,117	\$66,117	\$66,117	\$66,117
Total: Contract Services		\$302,329	\$374,904	\$374,904	\$374,904
80.8001	FICA AND MEDICARE	\$31,761	\$28,822	\$28,822	\$28,822
80.8002	HLTH INSUR ACTIVE EMPLOYEE	\$59,419	\$94,001	\$94,001	\$94,001
80.8005	RETIREMENT	\$62,498	\$64,049	\$61,324	\$61,324
80.8006	WORKERS COMPENSATION	\$19,623	\$18,838	\$18,838	\$18,838
80.8007	DISABILITY	\$1,469	\$1,469	\$1,469	\$1,469
Total: Employee Benefits		\$174,770	\$207,179	\$204,454	\$204,454
	Total Budgetary Appropriations for A-5680	\$1,010,151	\$1,024,171	\$1,021,446	\$1,021,446
Budgetary Revenues					
R1789.R119	MOBILITY MANAGMNT - BUS/MEDICAL	\$(78,000)	\$(78,600)	\$(78,600)	\$(78,600)
R1789.R254	MOBILITY MANAGMNT - NUTRITION	\$(80,000)	\$(80,000)	\$(80,000)	\$(80,000)
R1789.R324	MOBILITY MANAGMNT - VETERANS	\$(135,575)	\$(135,575)	\$(135,575)	\$(135,575)
Total: Departmental Revenue		\$(293,575)	\$(294,175)	\$(294,175)	\$(294,175)
R3594.R259	ST AID BUS/MASS TRANSPRT - OPERATING ASSIST	\$(36,500)	\$(6,000)	\$(6,000)	\$(6,000)
Total: State Aid		\$(36,500)	\$(6,000)	\$(6,000)	\$(6,000)
	Total Budgetary Revenues for A-5680	\$(330,075)	\$(300,175)	\$(300,175)	\$(300,175)
	COUNTY SHARE	\$680,076	\$723,996	\$721,271	\$721,271

A-6610 CONSUMER AFFAIRS - WEIGHT AND MEAS

Mission Statement

This appropriation line funds the Department of Weights and Measures, which is responsible for monitoring trades in which goods are sold by weight and volume.

	<u>2014 Amended</u>	<u>2015 Adopted</u>
Budgetary Appropriations		
Personal Services	\$50,750	\$51,300
Contract Services	\$4,775	\$5,440
Employee Benefits	\$22,523	\$24,139
Total Budgetary Appropriations	<u>\$78,048</u>	<u>\$80,879</u>
Budgetary Revenues		
Departmental Revenue	\$1,600	\$1,600
State Aid	\$6,000	\$5,000
Total Budgetary Revenues	<u>\$7,600</u>	<u>\$6,600</u>
County Share	<u>\$70,448</u>	<u>\$74,279</u>
Positions	1	1

A6610 PUBLIC WORKS – WEIGHTS AND MEASURES

Public Works Weights and Measures is responsible for monitoring trades in which goods are sold by weight and volume. They provide inspections to gas pumps, scales and other equipment utilized in measuring the quantities and qualities of goods to be sold.

Public Works Department of Weights and Measures receives no outside funding. The department is mandated by the NYS Department of Agriculture and Markets.

Program Areas and Services

Actual County Cost of Program/Activity 2013: \$81,543

Service Provided by Program: Monitoring of quality and quantity of goods sold by weight and volume

Population Served by Program: Consumers of goods sold in Sullivan County by weight and volume

CONSUMER AFFAIRS - WEIGHT AND MEAS

CONSUMER AFFAIRS - WEIGHT & MEAS

Personal Services:	AMENDED	REQUESTED	RECOMMENDED	ADOPTED
	2014	2015	2015	2015
MUNIC DIR WEIGHTS & MEASURES	<u>1</u>	<u>1</u>	<u>1</u>	<u>1</u>
	1	1	1	1

2015 BUDGET SALARIES BY DEPARTMENT

POSITION NUMBER	POSITION DESCRIPTION	2014 BUDGET AMENDED	2015 BUDGET REQUESTED	2015 BUDGET RECOMMENDED	2015 BUDGET ADOPTED
A-6610	CONSUMER AFFAIRS - WEIGHT & MEAS				
291	MUNIC DIR WEIGHTS & MEASURES	\$50,000	\$50,500	\$50,500	\$50,500

County of Sullivan
GENERAL FUND OPERATING BUDGET

Account Number	Description	2014 AMENDED BUDGET	2015 DEPARTMENT REQUEST	2015 RECOMMENDED	2015 ADOPTED
Department : A-6610 - CONSUMER AFFAIRS - WEIGHT & MEAS					
Budgetary Appropriations					
10.1011	REGULAR PAY	\$50,750	\$50,500	\$50,500	\$50,500
10.1013	LONGEVITY	\$0	\$800	\$800	\$800
Total: Personal Services		\$50,750	\$51,300	\$51,300	\$51,300
41.4101	GASOLINE EXPENSE	\$100	\$100	\$100	\$100
41.4102	LODGING	\$500	\$500	\$500	\$500
41.4103	MEALS	\$0	\$25	\$25	\$25
41.4104	MILEAGE/TOLLS	\$0	\$25	\$25	\$25
41.4105	REGISTRATION FEES	\$75	\$35	\$35	\$35
41.4106	REPAIRS/MAINTENANCE	\$2,250	\$2,500	\$2,500	\$2,500
42.4203	OFFICE SUPPLIES	\$100	\$100	\$100	\$100
42.4204	POSTAGE	\$25	\$25	\$25	\$25
42.4205	PRINTING	\$100	\$250	\$250	\$250
45.4501	SPEC DEPT SUPPLY MISC/OTHER	\$250	\$750	\$750	\$750
45.4549	SAFETY	\$0	\$50	\$50	\$50
46.4611	EMPL SAFETY/PHYSICAL EXAMS	\$0	\$55	\$55	\$55
47.4703	DUES	\$30	\$100	\$100	\$100
47.4708	INSURANCE	\$725	\$925	\$925	\$925
47.4712	EQUIP CALIBRATION	\$620	\$0	\$0	\$0
Total: Contract Services		\$4,775	\$5,440	\$5,440	\$5,440
80.8001	FICA AND MEDICARE	\$3,882	\$3,924	\$3,924	\$3,924
80.8002	HLTH INSUR ACTIVE EMPLOYEE	\$8,305	\$9,037	\$9,037	\$9,037
80.8005	RETIREMENT	\$7,765	\$8,721	\$8,500	\$8,500
80.8006	WORKERS COMPENSATION	\$2,458	\$2,565	\$2,565	\$2,565
80.8007	DISABILITY	\$113	\$113	\$113	\$113
Total: Employee Benefits		\$22,523	\$24,360	\$24,139	\$24,139
Total Budgetary Appropriations for A-6610		\$78,048	\$81,100	\$80,879	\$80,879
Budgetary Revenues					
R1962.R282	WEIGHTS/MEASURES FEE - REIMBURSE - PAYROLL	\$(1,600)	\$(1,600)	\$(1,600)	\$(1,600)
Total: Departmental Revenue		\$(1,600)	\$(1,600)	\$(1,600)	\$(1,600)
R3789.R326	ST AID ECONOMIC ASSIST - WEIGHTS/MEASURES	\$(6,000)	\$(5,000)	\$(5,000)	\$(5,000)
Total: State Aid		\$(6,000)	\$(5,000)	\$(5,000)	\$(5,000)
Total Budgetary Revenues for A-6610		\$(7,600)	\$(6,600)	\$(6,600)	\$(6,600)
COUNTY SHARE		\$70,448	\$74,500	\$74,279	\$74,279

A-7110-201 DPW Parks and Recreation

Mission Statement

The mission of Parks, Recreation and Beautification is to preserve and enhance the quality of life in Sullivan County by providing citizens and visitors with open space and leisure activities for a variety of ages. The Parks, Recreation and Beautification Department accomplishes this mission through the management and operation of Lake Superior State Park, Fort Delaware Museum of Colonial History, Minisink Battleground Park, Stone Arch Bridge Historical Park, Livingston Manor Covered Bridge Park, Delaware and Hudson Canal Linear Park and the Sullivan County Museum, Art and Cultural Center. Additionally, the Department oversees all beautification programs sponsored by the County and actively participates in the Sullivan First Program.

	2014 Amended	2015 Adopted
Budgetary Appropriations		
Personal Services	\$247,700	\$275,376
Equipment	\$0	\$84,368
Contract Services	\$124,040	\$116,280
Employee Benefits	\$105,080	\$115,711
Total Budgetary Appropriations	\$476,820	\$591,735
Budgetary Revenues		
Departmental Revenue	\$84,070	\$97,510
Total Budgetary Revenues	\$84,070	\$97,510
 County Share	 \$392,750	 \$494,225
 Positions	 33	 33

A-7110-201 BEAVERKILL CAMPGROUND

	<u>2014 Amended</u>	<u>2015 Adopted</u>
Budgetary Appropriations		
Personal Services	\$0	\$0
Contract Services	\$0	\$0
Employee Benefits	\$0	\$0
Total Budgetary Appropriations	<u>\$0</u>	<u>\$0</u>
County Share	<u>\$0</u>	<u>\$0</u>

A-7110-39 P/R - ADMIN

	<u>2014 Amended</u>	<u>2015 Adopted</u>
Budgetary Appropriations		
Personal Services	\$137,605	\$134,863
Equipment	\$0	\$0
Contract Services	\$3,492	\$3,050
Employee Benefits	\$68,883	\$71,602
Total Budgetary Appropriations	<u>\$209,980</u>	<u>\$209,515</u>
Budgetary Revenues		
Departmental Revenue	\$975	\$0
Total Budgetary Revenues	<u>\$975</u>	<u>\$0</u>
County Share	<u>\$209,005</u>	<u>\$209,515</u>
Positions	6	6

A-7110-82 P/R LAKE SUPERIOR PARK

	<u>2014 Amended</u>	<u>2015 Adopted</u>
Budgetary Appropriations		
Personal Services	\$52,860	\$58,675
Equipment	\$0	\$84,368
Contract Services	\$29,692	\$27,545
Employee Benefits	\$15,132	\$18,727
Total Budgetary Appropriations	<u>\$97,684</u>	<u>\$189,315</u>
Budgetary Revenues		
Departmental Revenue	\$56,220	\$66,200
Total Budgetary Revenues	<u>\$56,220</u>	<u>\$66,200</u>
County Share	<u>\$41,464</u>	<u>\$123,115</u>
Positions	14	14

A-7110-83 P/R D&H CANAL LINEAR PARK

	<u>2014 Amended</u>	<u>2015 Adopted</u>
Budgetary Appropriations		
Personal Services	\$0	\$0
Contract Services	\$4,780	\$9,550
Employee Benefits	\$0	\$0
Total Budgetary Appropriations	<u>\$4,780</u>	<u>\$9,550</u>
County Share	<u>\$4,780</u>	<u>\$9,550</u>

A-7110-84 P/R STONE ARCH BRIDGE

	<u>2014 Amended</u>	<u>2015 Adopted</u>
Budgetary Appropriations		
Contract Services	\$7,682	\$7,575
Total Budgetary Appropriations	<u>\$7,682</u>	<u>\$7,575</u>
Budgetary Revenues		
Departmental Revenue	\$0	\$0
Total Budgetary Revenues	<u>\$0</u>	<u>\$0</u>
County Share	<u>\$7,682</u>	<u>\$7,575</u>

A-7110-85 P/R MINISINK BATTLE GROUND

	<u>2014 Amended</u>	<u>2015 Adopted</u>
Budgetary Appropriations		
Contract Services	\$2,842	\$4,160
Total Budgetary Appropriations	<u>\$2,842</u>	<u>\$4,160</u>
Budgetary Revenues		
Departmental Revenue	\$40	\$160
Total Budgetary Revenues	<u>\$40</u>	<u>\$160</u>
County Share	<u>\$2,802</u>	<u>\$4,000</u>

A-7110-86 P/R LIVINGSTON MANOR COVERED BR

	<u>2014 Amended</u>	<u>2015 Adopted</u>
Budgetary Appropriations		
Contract Services	\$3,747	\$2,000
Total Budgetary Appropriations	<u>\$3,747</u>	<u>\$2,000</u>
Budgetary Revenues		
Departmental Revenue	\$280	\$200
Total Budgetary Revenues	<u>\$280</u>	<u>\$200</u>
County Share	<u>\$3,467</u>	<u>\$1,800</u>

A7110 PUBLIC WORKS – PARKS, RECREATION & BEUTIFICATION

The Public Works Department OF Parks, Recreation and Beautification provides outdoor leisure areas, swimming (guarded beach), hiking, picnic grounds, boating, fishing, hunting, roadside trash removal, and seasonal assistance to DPW grounds and building crews.

The Department of Parks, Recreation and Beautification receives little outside funding. Some revenue is generated from admissions, pavilion rentals, and boat rentals at Lake Superior State Park. It is a non-mandated department, however, the County is currently under a 25 year lease agreement with the Palisades Interstate Parks Commission for the operation of Lake Superior State Park.

Program Areas and Services

Actual County Cost of Program/Activity 2013: \$260,917

Service Provided by Program: Various parks including 1 state park operated under contract by the County (Lake Superior) and 4 historical parks, including Stone Arch Bridge, Livingston Manor Covered Bridge, Minisink Battlegrounds, and the D & H Canal Linear Park. Beautification programs include Adopt an Exit, Litter Pluck and Clean Team.

Population Served by Program: All County residents and visitors

DPW Parks and Recreation

P/R - ADMIN

Personal Services:	AMENDED	REQUESTED	RECOMMENDED	ADOPTED
	2014	2015	2015	2015
DIR PARKS, REC & BEAUTI PROGS	1	1	1	1
GROUNDS MAINTENANCE WORKER II	1	1	1	1
LABORER I SEAS	1	1	1	1
STUDENT WORKER SEAS	3	3	3	3
	<hr/>	<hr/>	<hr/>	<hr/>
	6	6	6	6

2015 BUDGET SALARIES BY DEPARTMENT

POSITION NUMBER	POSITION DESCRIPTION	2014 BUDGET AMENDED	2015 BUDGET REQUESTED	2015 BUDGET RECOMMENDED	2015 BUDGET ADOPTED
A-7110-39	P/R - ADMIN				
1430	GROUNDS MAINTENANCE WORKER II	\$49,731	\$49,731	\$49,731	\$49,731
1557	DIR PARKS, REC & BEAUTI PROGS	\$64,774	\$65,422	\$65,422	\$65,422
1862	LABORER I SEAS	\$5,280	\$3,510	\$3,510	\$3,510
1996	STUDENT WORKER SEAS	\$3,200	\$3,150	\$3,150	\$3,150
1997	STUDENT WORKER SEAS	\$3,100	\$3,150	\$3,150	\$3,150
1999	STUDENT WORKER SEAS	\$3,200	\$3,150	\$3,150	\$3,150

DPW Parks and Recreation

P/R LAKE SUPERIOR PARK

Personal Services:	AMENDED	REQUESTED	RECOMMENDED	ADOPTED
	2014	2015	2015	2015
LABORER I SEAS	3	3	3	3
LIFEGUARD SEAS	7	7	7	7
PARK ENTRY ATTENDANT	2	2	2	2
PARK MANAGER SEAS	2	2	2	2
	<u>14</u>	<u>14</u>	<u>14</u>	<u>14</u>

2015 BUDGET SALARIES BY DEPARTMENT

POSITION NUMBER	POSITION DESCRIPTION	2014 BUDGET AMENDED	2015 BUDGET REQUESTED	2015 BUDGET RECOMMENDED	2015 BUDGET ADOPTED
A-7110-82	P/R LAKE SUPERIOR PARK				
1548	PARK MANAGER SEAS	\$7,425	\$6,600	\$6,600	\$6,600
1598	LIFEGUARD SEAS	\$3,600	\$3,850	\$3,850	\$3,850
1599	LIFEGUARD SEAS	\$4,000	\$3,675	\$3,675	\$3,675
1600	LIFEGUARD SEAS	\$4,200	\$3,675	\$3,675	\$3,675
1601	LIFEGUARD SEAS	\$4,400	\$5,200	\$5,200	\$5,200
1602	LIFEGUARD SEAS	\$3,600	\$4,400	\$4,400	\$4,400
1603	PARK ENTRY ATTENDANT	\$3,100	\$3,325	\$3,325	\$3,325
1626	PARK ENTRY ATTENDANT	\$3,200	\$3,413	\$3,413	\$3,413
1860	LABORER I SEAS	\$3,000	\$3,150	\$3,150	\$3,150
1940	LABORER I SEAS	\$3,500	\$3,675	\$3,675	\$3,675
1998	LIFEGUARD SEAS	\$4,400	\$4,200	\$4,200	\$4,200
2102	LABORER I SEAS	\$3,000	\$3,238	\$3,238	\$3,238
2565	PARK MANAGER SEAS	\$6,975	\$6,600	\$6,600	\$6,600
2566	LIFEGUARD SEAS	\$4,600	\$3,675	\$3,675	\$3,675

County of Sullivan
GENERAL FUND OPERATING BUDGET

Account Number	Description	2014 AMENDED BUDGET	2015 DEPARTMENT REQUEST	2015 RECOMMENDED	2015 ADOPTED
Department : A-7110-39 - PARKS & RECREATION - P/R - ADMIN					
Budgetary Appropriations					
10.1011	REGULAR PAY	\$130,785	\$128,113	\$128,113	\$128,113
10.1012	OVERTIME PAY	\$0	\$0	\$0	\$0
10.1013	LONGEVITY	\$6,820	\$6,750	\$6,750	\$6,750
Total: Personal Services		\$137,605	\$134,863	\$134,863	\$134,863
41.4104	MILEAGE/TOLLS	\$310	\$250	\$250	\$250
41.4105	REGISTRATION FEES	\$75	\$50	\$50	\$50
42.4201	ADVERTISING	\$430	\$450	\$450	\$450
42.4203	OFFICE SUPPLIES	\$75	\$75	\$75	\$75
42.4204	POSTAGE	\$5	\$0	\$0	\$0
42.4206	PUBLICATIONS	\$100	\$0	\$0	\$0
45.4503	RECREATION	\$0	\$200	\$200	\$200
45.4549	SAFETY	\$25	\$0	\$0	\$0
46.4603	EMPL UNIFORM ALLOWANCE	\$200	\$0	\$0	\$0
46.4608	EMPL TUITION REFUNDS	\$1,000	\$0	\$0	\$0
46.4611	EMPL SAFETY/PHYSICAL EXAMS	\$52	\$25	\$25	\$25
47.4703	DUES	\$40	\$500	\$500	\$500
47.4766	CLEAN UP/BEAUTIFICATION	\$1,180	\$1,500	\$1,500	\$1,500
Total: Contract Services		\$3,492	\$3,050	\$3,050	\$3,050
80.8001	FICA AND MEDICARE	\$10,542	\$10,333	\$10,333	\$10,333
80.8002	HLTH INSUR ACTIVE EMPLOYEE	\$30,000	\$31,491	\$31,491	\$31,491
80.8005	RETIREMENT	\$21,054	\$22,961	\$22,347	\$22,347
80.8006	WORKERS COMPENSATION	\$6,609	\$6,753	\$6,753	\$6,753
80.8007	DISABILITY	\$678	\$678	\$678	\$678
Total: Employee Benefits		\$68,883	\$72,216	\$71,602	\$71,602
	Total Budgetary Appropriations for A-7110-39	\$209,980	\$210,129	\$209,515	\$209,515
Budgetary Revenues					
R2001.R247	PARK/REC CHARGE - MISC FEE/REIMBURSMNT	\$(975)	\$0	\$0	\$0
Total: Departmental Revenue		\$(975)	\$0	\$0	\$0
	Total Budgetary Revenues for A-7110-39	\$(975)	\$0	\$0	\$0
	COUNTY SHARE	\$209,005	\$210,129	\$209,515	\$209,515

County of Sullivan
GENERAL FUND OPERATING BUDGET

Account Number	Description	2014 AMENDED BUDGET	2015 DEPARTMENT REQUEST	2015 RECOMMENDED	2015 ADOPTED
Department : A-7110-82 - PARKS & RECREATION - P/R LAKE SUPERIOR PARK					
Budgetary Appropriations					
10.1011	REGULAR PAY	\$51,405	\$58,675	\$58,675	\$58,675
10.1012	OVERTIME PAY	\$1,455	\$0	\$0	\$0
Total: Personal Services		\$52,860	\$58,675	\$58,675	\$58,675
21.2101	LAND/LAND IMPROVEMENTS	\$0	\$110,000	\$59,368	\$59,368
21.2102	BUILDINGS AND BUILDING IMPRVMTS	\$0	\$25,000	\$25,000	\$25,000
Total: Equipment		\$0	\$135,000	\$84,368	\$84,368
40.4015	PROPERTY MAINTENANCE	\$8,900	\$11,570	\$11,570	\$11,570
41.4103	MEALS	\$0	\$0	\$0	\$0
41.4104	MILEAGE/TOLLS	\$300	\$350	\$350	\$350
42.4201	ADVERTISING	\$400	\$400	\$400	\$400
42.4203	OFFICE SUPPLIES	\$100	\$75	\$75	\$75
42.4205	PRINTING	\$425	\$425	\$425	\$425
44.4401	ELECTRIC	\$1,600	\$1,700	\$1,700	\$1,700
44.4404	PROPANE	\$500	\$500	\$500	\$500
44.4405	PHONE LAND LINES	\$32	\$0	\$0	\$0
45.4501	SPEC DEPT SUPPLY MISC/OTHER	\$50	\$50	\$50	\$50
45.4503	RECREATION	\$1,863	\$750	\$750	\$750
45.4505	BLDG/PROP MAINTENANCE	\$908	\$1,000	\$1,000	\$1,000
45.4507	MEDICAL/CLINICAL	\$75	\$0	\$0	\$0
45.4526	PAINT	\$1,206	\$250	\$250	\$250
45.4527	MISC STONE	\$1,170	\$3,000	\$3,000	\$3,000
45.4532	SEED/MULCH ETC	\$200	\$250	\$250	\$250
45.4541	SM EQUIP TOOLS APPLNCS, SM ELECT	\$3,836	\$500	\$500	\$500
45.4548	ELECTRICAL/PLUMBING	\$0	\$0	\$0	\$0
45.4549	SAFETY	\$305	\$300	\$300	\$300
47.4710	DEPT MISC/OTHER	\$75	\$75	\$75	\$75
47.4717	BLDG/PROP/EQUIP REPAIRS&MAINTNCE	\$5,875	\$5,500	\$5,500	\$5,500
47.4720	LABORATORY/XRAY EXPENSE	\$400	\$400	\$400	\$400
47.4729	SPECIAL PROJECTS	\$882	\$0	\$0	\$0
47.4732	BLDG/PROP ELECTRONIC MONITORING	\$470	\$300	\$300	\$300
47.4766	CLEAN UP/BEAUTIFICATION	\$120	\$150	\$150	\$150
Total: Contract Services		\$29,692	\$27,545	\$27,545	\$27,545
80.8001	FICA AND MEDICARE	\$4,044	\$4,489	\$4,489	\$4,489
80.8005	RETIREMENT	\$7,727	\$9,975	\$9,722	\$9,722
80.8006	WORKERS COMPENSATION	\$2,861	\$2,934	\$2,934	\$2,934
80.8007	DISABILITY	\$500	\$1,582	\$1,582	\$1,582
Total: Employee Benefits		\$15,132	\$18,980	\$18,727	\$18,727
Total Budgetary Appropriations for A-7110-82		\$97,684	\$240,200	\$189,315	\$189,315
Budgetary Revenues					
R2001.R107	PARK/REC CHARGE - ADMISSIONS	\$(50,500)	\$(58,000)	\$(58,000)	\$(58,000)
R2001.R247	PARK/REC CHARGE - MISC FEE/REIMBURSMNT	\$(4,800)	\$(7,000)	\$(7,000)	\$(7,000)
R2001.R392	PARK/REC CHARGE - PARK PAVILLION RENTAL	\$(920)	\$(1,200)	\$(1,200)	\$(1,200)
Total: Departmental Revenue		\$(56,220)	\$(66,200)	\$(66,200)	\$(66,200)
Total Budgetary Revenues for A-7110-82		\$(56,220)	\$(66,200)	\$(66,200)	\$(66,200)
COUNTY SHARE		\$41,464	\$174,000	\$123,115	\$123,115

County of Sullivan
GENERAL FUND OPERATING BUDGET

Account Number	Description	2014 AMENDED BUDGET	2015 DEPARTMENT REQUEST	2015 RECOMMENDED	2015 ADOPTED
Department : A-7110-83 - PARKS & RECREATION - P/R D&H CANAL LINEAR PARK					
Budgetary Appropriations					
45.4505	BLDG/PROP MAINTENANCE	\$110	\$100	\$100	\$100
45.4527	MISC STONE	\$490	\$500	\$500	\$500
45.4532	SEED/MULCH ETC	\$155	\$400	\$400	\$400
47.4710	DEPT MISC/OTHER	\$0	\$0	\$0	\$0
47.4717	BLDG/PROP/EQUIP REPAIRS&MAINTNCE	\$3,730	\$3,500	\$3,500	\$3,500
47.4720	LABORATORY/XRAY EXPENSE	\$245	\$0	\$0	\$0
47.4729	SPECIAL PROJECTS	\$0	\$5,000	\$5,000	\$5,000
47.4766	CLEAN UP/BEAUTIFICATION	\$50	\$50	\$50	\$50
Total: Contract Services		\$4,780	\$9,550	\$9,550	\$9,550
	Total Budgetary Appropriations for A-7110-83	\$4,780	\$9,550	\$9,550	\$9,550
	COUNTY SHARE	\$4,780	\$9,550	\$9,550	\$9,550

County of Sullivan
GENERAL FUND OPERATING BUDGET

Account Number	Description	2014 AMENDED BUDGET	2015 DEPARTMENT REQUEST	2015 RECOMMENDED	2015 ADOPTED
Department : A-7110-84 - PARKS & RECREATION - P/R STONE ARCH BRIDGE					
Budgetary Appropriations					
40.4015	PROPERTY MAINTENANCE	\$4,200	\$5,200	\$5,200	\$5,200
44.4401	ELECTRIC	\$250	\$275	\$275	\$275
45.4505	BLDG/PROP MAINTENANCE	\$450	\$450	\$450	\$450
45.4526	PAINT	\$100	\$50	\$50	\$50
45.4532	SEED/MULCH ETC	\$900	\$500	\$500	\$500
47.4710	DEPT MISC/OTHER	\$100	\$100	\$100	\$100
47.4717	BLDG/PROP/EQUIP REPAIRS&MAINTNCE	\$450	\$650	\$650	\$650
47.4720	LABORATORY/XRAY EXPENSE	\$300	\$300	\$300	\$300
47.4729	SPECIAL PROJECTS	\$882	\$0	\$0	\$0
47.4766	CLEAN UP/BEAUTIFICATION	\$50	\$50	\$50	\$50
Total: Contract Services		\$7,682	\$7,575	\$7,575	\$7,575
	Total Budgetary Appropriations for A-7110-84	\$7,682	\$7,575	\$7,575	\$7,575
	COUNTY SHARE	\$7,682	\$7,575	\$7,575	\$7,575

County of Sullivan
GENERAL FUND OPERATING BUDGET

Account Number	Description	2014 AMENDED BUDGET	2015 DEPARTMENT REQUEST	2015 RECOMMENDED	2015 ADOPTED
Department : A-7110-85 - PARKS & RECREATION - P/R MINISINK BATTLE GROUND					
Budgetary Appropriations					
42.4201	ADVERTISING	\$50	\$0	\$0	\$0
42.4205	PRINTING	\$50	\$0	\$0	\$0
42.4206	PUBLICATIONS	\$50	\$0	\$0	\$0
44.4401	ELECTRIC	\$250	\$260	\$260	\$260
45.4505	BLDG/PROP MAINTENANCE	\$200	\$200	\$200	\$200
45.4526	PAINT	\$150	\$150	\$150	\$150
45.4532	SEED/MULCH ETC	\$100	\$100	\$100	\$100
47.4710	DEPT MISC/OTHER	\$50	\$50	\$50	\$50
47.4717	BLDG/PROP/EQUIP REPAIRS&MAINTNCE	\$610	\$1,000	\$1,000	\$1,000
47.4720	LABORATORY/XRAY EXPENSE	\$350	\$300	\$300	\$300
47.4729	SPECIAL PROJECTS	\$882	\$2,000	\$2,000	\$2,000
47.4766	CLEAN UP/BEAUTIFICATION	\$100	\$100	\$100	\$100
Total: Contract Services		\$2,842	\$4,160	\$4,160	\$4,160
	Total Budgetary Appropriations for A-7110-85	\$2,842	\$4,160	\$4,160	\$4,160
Budgetary Revenues					
R2001.R392	PARK/REC CHARGE - PARK PAVILLION RENTAL	\$(40)	\$(160)	\$(160)	\$(160)
Total: Departmental Revenue		\$(40)	\$(160)	\$(160)	\$(160)
	Total Budgetary Revenues for A-7110-85	\$(40)	\$(160)	\$(160)	\$(160)
	COUNTY SHARE	\$2,802	\$4,000	\$4,000	\$4,000

County of Sullivan
GENERAL FUND OPERATING BUDGET

Account Number	Description	2014 AMENDED BUDGET	2015 DEPARTMENT REQUEST	2015 RECOMMENDED	2015 ADOPTED
Department : A-7110-86 - PARKS & RECREATION - P/R LIVINGSTON MANOR COVERED BR					
Budgetary Appropriations					
45.4505	BLDG/PROP MAINTENANCE	\$110	\$100	\$100	\$100
45.4526	PAINT	\$280	\$100	\$100	\$100
45.4532	SEED/MULCH ETC	\$115	\$150	\$150	\$150
45.4541	SM EQUIP TOOLS APPLNCS, SM ELECT	\$0	\$150	\$150	\$150
47.4717	BLDG/PROP/EQUIP REPAIRS&MAINTNCE	\$2,360	\$1,500	\$1,500	\$1,500
47.4729	SPECIAL PROJECTS	\$882	\$0	\$0	\$0
Total: Contract Services		\$3,747	\$2,000	\$2,000	\$2,000
	Total Budgetary Appropriations for A-7110-86	\$3,747	\$2,000	\$2,000	\$2,000
Budgetary Revenues					
R2001.R392	PARK/REC CHARGE - PARK PAVILLION RENTAL	\$(280)	\$(200)	\$(200)	\$(200)
Total: Departmental Revenue		\$(280)	\$(200)	\$(200)	\$(200)
	Total Budgetary Revenues for A-7110-86	\$(280)	\$(200)	\$(200)	\$(200)
	COUNTY SHARE	\$3,467	\$1,800	\$1,800	\$1,800

A-7450-202 SC MUSEUM

	<u>2014 Amended</u>	<u>2015 Adopted</u>
Budgetary Appropriations		
Personal Services	\$19,900	\$20,688
Equipment	\$0	\$0
Contract Services	\$25,600	\$25,590
Employee Benefits	\$5,759	\$6,271
Total Budgetary Appropriations	<u>\$51,259</u>	<u>\$52,549</u>
Budgetary Revenues		
Departmental Revenue	\$0	\$450
Total Budgetary Revenues	<u>\$0</u>	<u>\$450</u>
County Share	<u>\$51,259</u>	<u>\$52,099</u>
Positions	2	2

A-7450-203 D & H CANAL MUSEUM

	<u>2014 Amended</u>	<u>2015 Adopted</u>
Budgetary Appropriations		
Personal Services	\$10,390	\$14,100
Equipment	\$0	\$0
Contract Services	\$9,808	\$9,810
Employee Benefits	\$3,645	\$4,346
Total Budgetary Appropriations	<u>\$23,843</u>	<u>\$28,256</u>
Budgetary Revenues		
Departmental Revenue	\$5,000	\$3,000
Total Budgetary Revenues	<u>\$5,000</u>	<u>\$3,000</u>
County Share	<u>\$18,843</u>	<u>\$25,256</u>
Positions	2	2

A-7520 HISTORIC PROP FORT DELAWARE

	<u>2014 Amended</u>	<u>2015 Adopted</u>
Budgetary Appropriations		
Personal Services	\$26,945	\$47,050
Equipment	\$0	\$0
Contract Services	\$36,397	\$27,000
Employee Benefits	\$11,661	\$14,765
Total Budgetary Appropriations	<u>\$75,003</u>	<u>\$88,815</u>
Budgetary Revenues		
Departmental Revenue	\$21,555	\$27,500
Total Budgetary Revenues	<u>\$21,555</u>	<u>\$27,500</u>
County Share	<u>\$53,448</u>	<u>\$61,315</u>
Positions	9	9

A7450, 7520 PUBLIC WORKS – MUSEUMS

Sullivan County Public Works operates three museums: the Sullivan County Museum in Fallsburg, the D&H Canal Museum at Lock 50 in Mamakating, and the Fort Delaware Museum of Colonial History in Tusten. The Sullivan County Museum provides space for the Sullivan County Historical Society and other community organizations. It features exhibits of Sullivan County history. The D&H Canal Museum at Lock 50 is a seasonally staffed museum and interpretive center. Fort Delaware Museum of Colonial History is a seasonally operated living history museum that provides visitors with real life demonstrations of colonial life.

Sullivan County Museums receive little outside revenue. Admissions, sales at the Fort Delaware Gift Shop, and donations provide some outside funding. The museums are not a mandated service.

Program Areas and Services

Actual County Cost of Program/Activity 2013: \$142,426

Service Provided by Program: Provide building operation and maintenance to house Historical Society, community organizations and exhibits; site interpretation of lock, dry dock & canal; Living History Museum, Gift Shop, Picnic Pavilion and School Field Trips

Population Served by Program: All County residents and visitors

DPW Parks and Recreation

SC MUSEUM

Personal Services:	AMENDED	REQUESTED	RECOMMENDED	ADOPTED
	2014	2015	2015	2015
MUSEUM ATTENDANT PT	<u>2</u>	<u>2</u>	<u>2</u>	<u>2</u>
	2	2	2	2

2015 BUDGET SALARIES BY DEPARTMENT

POSITION NUMBER	POSITION DESCRIPTION	2014 BUDGET AMENDED	2015 BUDGET REQUESTED	2015 BUDGET RECOMMENDED	2015 BUDGET ADOPTED
A-7450-202	SC MUSEUM				
1819	MUSEUM ATTENDANT PT	\$9,900	\$10,450	\$10,450	\$10,450
1903	MUSEUM ATTENDANT PT	\$10,000	\$10,238	\$10,238	\$10,238

DPW Parks and Recreation

D & H CANAL MUSEUM

Personal Services:	AMENDED 2014	REQUESTED 2015	RECOMMENDED 2015	ADOPTED 2015
ASST DIR COUNTY HISTORICAL SITES	1	1	1	1
DIRECTOR COUNTY HISTORICAL SITES	1	1	1	1
	<u>2</u>	<u>2</u>	<u>2</u>	<u>2</u>

2015 BUDGET SALARIES BY DEPARTMENT

POSITION NUMBER	POSITION DESCRIPTION	2014 BUDGET AMENDED	2015 BUDGET REQUESTED	2015 BUDGET RECOMMENDED	2015 BUDGET ADOPTED
A-7450-203	D & H CANAL MUSEUM				
2811	DIRECTOR COUNTY HISTORICAL SITES	\$6,450	\$10,000	\$10,000	\$10,000
2812	ASST DIR COUNTY HISTORICAL SITES	\$5,850	\$4,100	\$4,100	\$4,100

DPW Parks and Recreation

HISTORIC PROP FORT DELAWARE

Personal Services:	AMENDED	REQUESTED	RECOMMENDED	ADOPTED
	2014	2015	2015	2015
ASST DIR FORT DELAWARE	1	1	1	1
DIR FORT DELAWARE PT	1	1	1	1
STUDENT WORKER SEAS	7	7	7	7
	<u>9</u>	<u>9</u>	<u>9</u>	<u>9</u>

2015 BUDGET SALARIES BY DEPARTMENT

POSITION NUMBER	POSITION DESCRIPTION	2014 BUDGET AMENDED	2015 BUDGET REQUESTED	2015 BUDGET RECOMMENDED	2015 BUDGET ADOPTED
A-7520	HISTORIC PROP FORT DELAWARE				
1478	ASST DIR FORT DELAWARE	\$7,000	\$7,350	\$7,350	\$7,350
1566	STUDENT WORKER SEAS	\$4,000	\$4,500	\$4,500	\$4,500
1589	DIR FORT DELAWARE PT	\$13,250	\$12,000	\$12,000	\$12,000
2072	STUDENT WORKER SEAS	\$3,750	\$3,600	\$3,600	\$3,600
2073	STUDENT WORKER SEAS	\$4,000	\$4,500	\$4,500	\$4,500
2087	STUDENT WORKER SEAS	\$2,900	\$3,500	\$3,500	\$3,500
2089	STUDENT WORKER SEAS	\$2,900	\$4,500	\$4,500	\$4,500
2090	STUDENT WORKER SEAS	\$3,000	\$3,600	\$3,600	\$3,600
2091	STUDENT WORKER SEAS	\$3,750	\$3,500	\$3,500	\$3,500

County of Sullivan
GENERAL FUND OPERATING BUDGET

Account Number	Description	2014 AMENDED BUDGET	2015 DEPARTMENT REQUEST	2015 RECOMMENDED	2015 ADOPTED
Department : A-7450-202 - COUNTY MUSEUMS - SC MUSEUM					
Budgetary Appropriations					
10.1011	REGULAR PAY	\$19,900	\$20,688	\$20,688	\$20,688
Total: Personal Services		\$19,900	\$20,688	\$20,688	\$20,688
40.4015	PROPERTY MAINTENANCE	\$2,100	\$2,040	\$2,040	\$2,040
42.4203	OFFICE SUPPLIES	\$50	\$25	\$25	\$25
44.4401	ELECTRIC	\$21,000	\$21,000	\$21,000	\$21,000
44.4407	UTILITY OTHER	\$650	\$650	\$650	\$650
45.4505	BLDG/PROP MAINTENANCE	\$224	\$200	\$200	\$200
45.4526	PAINT	\$50	\$50	\$50	\$50
45.4540	PARTS/FLUIDS/FILTERS	\$0	\$0	\$0	\$0
45.4549	SAFETY	\$25	\$0	\$0	\$0
46.4604	REAL ESTATE TAXES	\$528	\$550	\$550	\$550
47.4710	DEPT MISC/OTHER	\$25	\$25	\$25	\$25
47.4717	BLDG/PROP/EQUIP REPAIRS&MAINTNCE	\$672	\$750	\$750	\$750
47.4732	BLDG/PROP ELECTRONIC MONITORING	\$276	\$300	\$300	\$300
Total: Contract Services		\$25,600	\$25,590	\$25,590	\$25,590
80.8001	FICA AND MEDICARE	\$1,523	\$1,583	\$1,583	\$1,583
80.8005	RETIREMENT	\$3,045	\$3,517	\$3,428	\$3,428
80.8006	WORKERS COMPENSATION	\$965	\$1,034	\$1,034	\$1,034
80.8007	DISABILITY	\$226	\$226	\$226	\$226
Total: Employee Benefits		\$5,759	\$6,360	\$6,271	\$6,271
	Total Budgetary Appropriations for A-7450-202	\$51,259	\$52,638	\$52,549	\$52,549
Budgetary Revenues					
R2705.R338	GIFT/DONATION - OTHER	\$0	\$(450)	\$(450)	\$(450)
Total: Departmental Revenue		\$0	\$(450)	\$(450)	\$(450)
	Total Budgetary Revenues for A-7450-202	\$0	\$(450)	\$(450)	\$(450)
	COUNTY SHARE	\$51,259	\$52,188	\$52,099	\$52,099

County of Sullivan
GENERAL FUND OPERATING BUDGET

Account Number	Description	2014 AMENDED BUDGET	2015 DEPARTMENT REQUEST	2015 RECOMMENDED	2015 ADOPTED
Department : A-7450-203 - COUNTY MUSEUMS - D & H CANAL MUSEUM					
Budgetary Appropriations					
10.1011	REGULAR PAY	\$10,390	\$14,100	\$14,100	\$14,100
Total: Personal Services		\$10,390	\$14,100	\$14,100	\$14,100
42.4201	ADVERTISING	\$250	\$100	\$100	\$100
42.4203	OFFICE SUPPLIES	\$250	\$100	\$100	\$100
42.4205	PRINTING	\$750	\$500	\$500	\$500
44.4401	ELECTRIC	\$800	\$850	\$850	\$850
44.4404	PROPANE	\$1,400	\$950	\$950	\$950
44.4407	UTILITY OTHER	\$120	\$0	\$0	\$0
45.4501	SPEC DEPT SUPPLY MISC/OTHER	\$75	\$75	\$75	\$75
45.4503	RECREATION	\$1,286	\$1,500	\$1,500	\$1,500
45.4505	BLDG/PROP MAINTENANCE	\$100	\$100	\$100	\$100
45.4526	PAINT	\$50	\$200	\$200	\$200
45.4541	SM EQUIP TOOLS APPLNCS, SM ELECT	\$275	\$0	\$0	\$0
45.4549	SAFETY	\$25	\$25	\$25	\$25
46.4601	SALES TAX EXPENSE	\$250	\$120	\$120	\$120
46.4609	SPECIAL SERV/OTHER	\$750	\$500	\$500	\$500
47.4703	DUES	\$40	\$40	\$40	\$40
47.4717	BLDG/PROP/EQUIP REPAIRS&MAINTNCE	\$1,055	\$3,500	\$3,500	\$3,500
47.4720	LABORATORY/XRAY EXPENSE	\$400	\$300	\$300	\$300
47.4729	SPECIAL PROJECTS	\$1,182	\$500	\$500	\$500
47.4732	BLDG/PROP ELECTRONIC MONITORING	\$650	\$350	\$350	\$350
47.4766	CLEAN UP/BEAUTIFICATION	\$100	\$100	\$100	\$100
Total: Contract Services		\$9,808	\$9,810	\$9,810	\$9,810
80.8001	FICA AND MEDICARE	\$941	\$1,079	\$1,079	\$1,079
80.8005	RETIREMENT	\$1,882	\$2,397	\$2,336	\$2,336
80.8006	WORKERS COMPENSATION	\$596	\$705	\$705	\$705
80.8007	DISABILITY	\$226	\$226	\$226	\$226
Total: Employee Benefits		\$3,645	\$4,407	\$4,346	\$4,346
	Total Budgetary Appropriations for A-7450-203	\$23,843	\$28,317	\$28,256	\$28,256
Budgetary Revenues					
R2012.R150	RECREATN CONCESSN - CONCESSIONS	\$(2,500)	\$(1,500)	\$(1,500)	\$(1,500)
R2090.R107	MUSEUM ADMISSION - ADMISSIONS	\$(2,500)	\$(1,500)	\$(1,500)	\$(1,500)
R2705.R338	GIFT/DONATION - OTHER	\$0	\$0	\$0	\$0
Total: Departmental Revenue		\$(5,000)	\$(3,000)	\$(3,000)	\$(3,000)
	Total Budgetary Revenues for A-7450-203	\$(5,000)	\$(3,000)	\$(3,000)	\$(3,000)
	COUNTY SHARE	\$18,843	\$25,317	\$25,256	\$25,256

County of Sullivan
GENERAL FUND OPERATING BUDGET

Account Number	Description	2014 AMENDED BUDGET	2015 DEPARTMENT REQUEST	2015 RECOMMENDED	2015 ADOPTED
Department : A-7520 - HISTORIC PROP FORT DELAWARE					
Budgetary Appropriations					
10.1011	REGULAR PAY	\$26,945	\$47,050	\$47,050	\$47,050
10.1012	OVERTIME PAY	\$0	\$0	\$0	\$0
Total: Personal Services		\$26,945	\$47,050	\$47,050	\$47,050
21.2102	BUILDINGS AND BUILDING IMPRVMTS	\$0	\$0	\$0	\$0
Total: Equipment		\$0	\$0	\$0	\$0
40.4015	PROPERTY MAINTENANCE	\$4,330	\$3,900	\$3,900	\$3,900
42.4201	ADVERTISING	\$1,255	\$700	\$700	\$700
42.4203	OFFICE SUPPLIES	\$725	\$250	\$250	\$250
42.4204	POSTAGE	\$100	\$50	\$50	\$50
42.4205	PRINTING	\$1,000	\$1,000	\$1,000	\$1,000
42.4207	FURNITURE	\$450	\$0	\$0	\$0
43.4301	SUPPLIES	\$125	\$125	\$125	\$125
44.4401	ELECTRIC	\$700	\$700	\$700	\$700
44.4407	UTILITY OTHER	\$1,350	\$1,350	\$1,350	\$1,350
45.4501	SPEC DEPT SUPPLY MISC/OTHER	\$125	\$125	\$125	\$125
45.4503	RECREATION	\$6,540	\$6,000	\$6,000	\$6,000
45.4505	BLDG/PROP MAINTENANCE	\$200	\$200	\$200	\$200
45.4507	MEDICAL/CLINICAL	\$50	\$0	\$0	\$0
45.4526	PAINT	\$250	\$1,250	\$1,250	\$1,250
45.4527	MISC STONE	\$75	\$0	\$0	\$0
45.4532	SEED/MULCH ETC	\$100	\$100	\$100	\$100
45.4540	PARTS/FLUIDS/FILTERS	\$0	\$0	\$0	\$0
45.4541	SM EQUIP TOOLS APPLNCS, SM ELECT	\$250	\$100	\$100	\$100
45.4548	ELECTRICAL/PLUMBING	\$0	\$0	\$0	\$0
45.4549	SAFETY	\$60	\$150	\$150	\$150
46.4601	SALES TAX EXPENSE	\$900	\$1,000	\$1,000	\$1,000
46.4609	SPECIAL SERV/OTHER	\$5,000	\$5,000	\$5,000	\$5,000
47.4703	DUES	\$250	\$250	\$250	\$250
47.4710	DEPT MISC/OTHER	\$100	\$100	\$100	\$100
47.4717	BLDG/PROP/EQUIP REPAIRS&MAINTNCE	\$5,840	\$2,500	\$2,500	\$2,500
47.4729	SPECIAL PROJECTS	\$6,472	\$2,000	\$2,000	\$2,000
47.4766	CLEAN UP/BEAUTIFICATION	\$150	\$150	\$150	\$150
Total: Contract Services		\$36,397	\$27,000	\$27,000	\$27,000
80.8001	FICA AND MEDICARE	\$2,184	\$3,599	\$3,599	\$3,599
80.8005	RETIREMENT	\$6,816	\$7,999	\$7,796	\$7,796
80.8006	WORKERS COMPENSATION	\$2,161	\$2,353	\$2,353	\$2,353
80.8007	DISABILITY	\$500	\$1,017	\$1,017	\$1,017
Total: Employee Benefits		\$11,661	\$14,968	\$14,765	\$14,765
Total Budgetary Appropriations for A-7520		\$75,003	\$89,018	\$88,815	\$88,815
Budgetary Revenues					
R2012.R150	RECREATN CONCESSN - CONCESSIONS	\$(8,945)	\$(12,500)	\$(12,500)	\$(12,500)
R2090.R107	MUSEUM ADMISSION - ADMISSIONS	\$(12,610)	\$(15,000)	\$(15,000)	\$(15,000)
Total: Departmental Revenue		\$(21,555)	\$(27,500)	\$(27,500)	\$(27,500)
Total Budgetary Revenues for A-7520		\$(21,555)	\$(27,500)	\$(27,500)	\$(27,500)
COUNTY SHARE		\$53,448	\$61,518	\$61,315	\$61,315

A-8745 DPW FLOOD AND EROSION CONTROL

Mission Statement

This appropriation line funds the contracts between Sullivan County and the Sullivan County Soil and Water Conservation District for stream maintenance, bank stabilization and other field work for flood mitigation.

	<u>2014 Amended</u>	<u>2015 Adopted</u>
Budgetary Appropriations		
Contract Services	\$298,535	\$298,535
Total Budgetary Appropriations	<u>\$298,535</u>	<u>\$298,535</u>
Budgetary Revenues		
State Aid	\$0	\$0
Total Budgetary Revenues	<u>\$0</u>	<u>\$0</u>
County Share	<u>\$298,535</u>	<u>\$298,535</u>

County of Sullivan
GENERAL FUND OPERATING BUDGET

Account Number	Description	2014 AMENDED BUDGET	2015 DEPARTMENT REQUEST	2015 RECOMMENDED	2015 ADOPTED
Department : A-8745 - DPW FLOOD & EROSION CONTROL					
Budgetary Appropriations					
40.4040	SOIL/WATER CONSERVATION	\$198,535	\$232,820	\$198,535	\$198,535
47.4786	STREAM MAINTENANCE & FLOOD PREV	\$100,000	\$100,000	\$100,000	\$100,000
Total: Contract Services		\$298,535	\$332,820	\$298,535	\$298,535
Total Budgetary Appropriations for A-8745		\$298,535	\$332,820	\$298,535	\$298,535
Budgetary Revenues					
R3089.R167	ST AID GEN GOV - DEPARTMENTAL AID	\$0	\$0	\$0	\$0
Total: State Aid		\$0	\$0	\$0	\$0
Total Budgetary Revenues for A-8745		\$0	\$0	\$0	\$0
COUNTY SHARE		\$298,535	\$332,820	\$298,535	\$298,535

A-8810 SULLIVAN CO VETERANS CEMETERY

Mission Statement

This appropriation line provides funding for maintaince performed by the Division of Public Works at the Sullivan County Veterans Cemetery in Liberty, NY.

	<u>2014 Amended</u>	<u>2015 Adopted</u>
Budgetary Appropriations		
Personal Services	\$0	\$0
Contract Services	\$4,825	\$6,105
Total Budgetary Appropriations	<u>\$4,825</u>	<u>\$6,105</u>
County Share	<u>\$4,825</u>	<u>\$6,105</u>

County of Sullivan
GENERAL FUND OPERATING BUDGET

Account Number	Description	2014 AMENDED BUDGET	2015 DEPARTMENT REQUEST	2015 RECOMMENDED	2015 ADOPTED
Department : A-8810 - SULLIVAN CO VETERANS CEMETERY					
Budgetary Appropriations					
40.4015	PROPERTY MAINTENANCE	\$3,000	\$4,030	\$4,030	\$4,030
45.4526	PAINT	\$100	\$100	\$100	\$100
45.4532	SEED/MULCH ETC	\$690	\$700	\$700	\$700
45.4541	SM EQUIP TOOLS APPLNCS, SM ELECT	\$10	\$25	\$25	\$25
47.4710	DEPT MISC/OTHER	\$500	\$500	\$500	\$500
47.4717	BLDG/PROP/EQUIP REPAIRS&MAINTNCE	\$250	\$500	\$500	\$500
47.4766	CLEAN UP/BEAUTIFICATION	\$275	\$250	\$250	\$250
Total: Contract Services		\$4,825	\$6,105	\$6,105	\$6,105
	Total Budgetary Appropriations for A-8810	\$4,825	\$6,105	\$6,105	\$6,105
	COUNTY SHARE	\$4,825	\$6,105	\$6,105	\$6,105

Solid Waste

Mission Statement

The Department of Solid Waste is committed to responsive stewardship of the environment through the operation of the Sullivan County Landfill and five (5) solid waste transfer stations. In addition, the Department of Solid Waste promotes recycling throughout the County through a combination of outreach, education and enforcement of the County's recycling laws. Through these efforts and the operation of the Materials Recovery Facility (MRF), materials that would otherwise be discarded are put to beneficial reuse.

	2014 Amended	2015 Adopted
Budgetary Appropriations		
Personal Services	\$934,814	\$995,124
Equipment	\$81,000	\$190,000
Contract Services	\$5,348,104	\$5,741,689
Debt Service	\$1,122,000	\$1,111,000
Employee Benefits	\$613,941	\$670,395
Interfund Transfer Debt Service	\$4,940,789	\$4,901,554
Total Budgetary Appropriations	\$13,040,648	\$13,609,762
Budgetary Revenues		
Departmental Revenue	\$11,595,823	\$11,882,600
State Aid	\$5,360	\$32,500
Interfund Transfer General Fun	\$1,115,507	\$1,275,000
Total Budgetary Revenues	\$12,716,690	\$13,190,100
 County Share	 \$323,958	 \$419,662
 Positions	 18	 18

CL-8160 SOLID WASTE

	<u>2014 Amended</u>	<u>2015 Adopted</u>
Budgetary Appropriations		
Personal Services	\$934,814	\$995,124
Equipment	\$81,000	\$190,000
Contract Services	\$5,348,104	\$5,741,689
Debt Service	\$0	\$0
Employee Benefits	\$517,149	\$570,608
Interfund Transfer Debt Ser	\$4,940,789	\$4,901,554
Total Budgetary Appropriations	<u>\$11,821,856</u>	<u>\$12,398,975</u>
Budgetary Revenues		
Departmental Revenue	\$11,595,823	\$11,882,600
State Aid	\$5,360	\$32,500
Interfund Transfer General	\$1,115,507	\$1,275,000
Total Budgetary Revenues	<u>\$12,716,690</u>	<u>\$13,190,100</u>
County Share	<u>\$(894,834)</u>	<u>\$(791,125)</u>
Positions	18	18

CL-8989-98 POST EMPLOYMENT BENEFITS

	<u>2014 Amended</u>	<u>2015 Adopted</u>
Budgetary Appropriations		
Employee Benefits	\$96,792	\$99,787
Total Budgetary Appropriations	\$96,792	\$99,787
County Share	\$96,792	\$99,787

CL-9730 BOND ANTICIPATION NOTES

	<u>2014 Amended</u>	<u>2015 Adopted</u>
Budgetary Appropriations		
Debt Service	\$1,122,000	\$1,111,000
Total Budgetary Appropriations	<u>\$1,122,000</u>	<u>\$1,111,000</u>
County Share	<u>\$1,122,000</u>	<u>\$1,111,000</u>

CL8160 PUBLIC WORKS – REFUSE AND GARBAGE

Sullivan County Public Works is responsible for the operation and maintenance of Sullivan County's six solid waste convenience stations, including Ferndale, Mamakating, Rockland, Interim Western Sullivan, Highland and Monticello Transfer Stations. It is also responsible for the landfill facility and equipment, waste transport, and recycling program which includes the Materials Recovery Facility.

Refuse and Garbage receives funding through the collection of tipping fees, as well as the collection of the solid waste access fee which is collected from each parcel in Sullivan County which has the potential to generate solid waste. It is a non-mandated program.

Program Areas and Services

Actual County Cost of Program/Activity 2013: \$7,077,658

Service Provided by Program: Collection and handling of Municipal Solid Waste & Recyclables

Population Served by Program: All County residents and visitors

Solid Waste

SOLID WASTE

Personal Services:	AMENDED	REQUESTED	RECOMMENDED	ADOPTED
	2014	2015	2015	2015
AUTOMOTIVE MECHANIC	1	1	1	1
BUILDING MAINTENANCE MECHANIC	1	1	1	1
DIR SOLID WASTE MANAGEMENT	1	1	1	1
RECYCLING COORD	1	1	1	1
SOLID WASTE OPERATOR	14	14	14	14
	<u>18</u>	<u>18</u>	<u>18</u>	<u>18</u>

2015 BUDGET SALARIES BY DEPARTMENT

POSITION NUMBER	POSITION DESCRIPTION	2014 BUDGET AMENDED	2015 BUDGET REQUESTED	2015 BUDGET RECOMMENDED	2015 BUDGET ADOPTED
CL-8160	SOLID WASTE				
1452	BUILDING MAINTENANCE MECHANIC	\$49,731	\$49,731	\$49,731	\$49,731
1575	RECYCLING COORD	\$62,609	\$62,609	\$62,609	\$62,609
2785	SOLID WASTE OPERATOR	\$50,642	\$50,642	\$50,642	\$50,642
2786	SOLID WASTE OPERATOR	\$50,642	\$50,642	\$50,642	\$50,642
2787	SOLID WASTE OPERATOR	\$50,642	\$50,642	\$50,642	\$50,642
2788	SOLID WASTE OPERATOR	\$50,642	\$50,642	\$50,642	\$50,642
2789	SOLID WASTE OPERATOR	\$50,642	\$50,642	\$50,642	\$50,642
2791	SOLID WASTE OPERATOR	\$50,642	\$50,642	\$50,642	\$50,642
2792	SOLID WASTE OPERATOR	\$50,642	\$50,642	\$50,642	\$50,642
2793	SOLID WASTE OPERATOR	\$50,642	\$50,642	\$50,642	\$50,642
2794	SOLID WASTE OPERATOR	\$50,642	\$50,642	\$50,642	\$50,642
2795	SOLID WASTE OPERATOR	\$50,642	\$50,642	\$50,642	\$50,642
2796	SOLID WASTE OPERATOR	\$50,642	\$50,642	\$50,642	\$50,642
2797	SOLID WASTE OPERATOR	\$50,642	\$50,642	\$50,642	\$50,642
2798	SOLID WASTE OPERATOR	\$50,642	\$50,642	\$50,642	\$50,642
2799	SOLID WASTE OPERATOR	\$50,642	\$50,642	\$50,642	\$50,642
2824	AUTOMOTIVE MECHANIC	\$49,731	\$49,731	\$49,731	\$49,731
2931	DIR SOLID WASTE MANAGEMENT	\$68,000	\$68,000	\$68,000	\$68,000

County of Sullivan
GENERAL FUND OPERATING BUDGET

Account Number	Description	2014 AMENDED BUDGET	2015 DEPARTMENT REQUEST	2015 RECOMMENDED	2015 ADOPTED
Department : CL-8160 - SOLID WASTE					
Budgetary Appropriations					
10.1011	REGULAR PAY	\$952,559	\$939,059	\$939,059	\$939,059
10.1012	OVERTIME PAY	\$10,000	\$10,000	\$10,000	\$10,000
10.1013	LONGEVITY	\$41,255	\$46,065	\$46,065	\$46,065
Total: Personal Services		\$1,003,814	\$995,124	\$995,124	\$995,124
21.2101	LAND/LAND IMPROVEMENTS	\$0	\$75,000	\$175,000	\$175,000
21.2102	BUILDINGS AND BUILDING IMPRVMTS	\$0	\$15,000	\$15,000	\$15,000
21.2103	MACHINERY/EQUIPMENT	\$81,000	\$237,000	\$0	\$0
Total: Equipment		\$81,000	\$327,000	\$190,000	\$190,000
40.4006	ENGINEER/ARCHITECT/DESIGN SERV	\$95,000	\$105,000	\$105,000	\$105,000
40.4013	CONTRACT OTHER	\$4,362,000	\$4,540,500	\$4,540,500	\$4,540,500
40.4015	PROPERTY MAINTENANCE	\$57,500	\$50,000	\$50,000	\$50,000
41.4104	MILEAGE/TOLLS	\$525	\$500	\$500	\$500
41.4105	REGISTRATION FEES	\$100	\$100	\$100	\$100
41.4106	REPAIRS/MAINTENANCE	\$200,000	\$240,000	\$240,000	\$240,000
41.4109	CO FLEET CHARGEBACK	\$750	\$800	\$800	\$800
42.4201	ADVERTISING	\$1,675	\$2,500	\$2,500	\$2,500
42.4203	OFFICE SUPPLIES	\$600	\$500	\$500	\$500
42.4204	POSTAGE	\$225	\$300	\$300	\$300
42.4205	PRINTING	\$5,450	\$5,000	\$5,000	\$5,000
43.4301	SUPPLIES	\$6,325	\$5,250	\$5,250	\$5,250
43.4308	MIS CHARGEBACKS	\$0	\$0	\$25,000	\$25,000
44.4401	ELECTRIC	\$117,175	\$115,000	\$115,000	\$115,000
44.4404	PROPANE	\$52,090	\$50,970	\$50,970	\$50,970
44.4405	PHONE LAND LINES	\$7,630	\$7,600	\$7,600	\$7,600
44.4406	WIRELESS COMMUNICATIONS	\$570	\$600	\$600	\$600
44.4407	UTILITY OTHER	\$4,350	\$4,000	\$4,000	\$4,000
45.4501	SPEC DEPT SUPPLY MISC/OTHER	\$6,300	\$5,000	\$5,000	\$5,000
45.4505	BLDG/PROP MAINTENANCE	\$3,325	\$5,000	\$5,000	\$5,000
45.4526	PAINT	\$250	\$200	\$200	\$200
45.4527	MISC STONE	\$0	\$3,000	\$3,000	\$3,000
45.4532	SEED/MULCH ETC	\$0	\$500	\$500	\$500
45.4540	PARTS/FLUIDS/FILTERS	\$5,000	\$4,500	\$4,500	\$4,500
45.4541	SM EQUIP TOOLS APPLNCS, SM ELECT	\$1,051	\$1,000	\$1,000	\$1,000
45.4542	WELDING	\$175	\$150	\$150	\$150
45.4547	CHEMICALS	\$20,000	\$20,000	\$20,000	\$20,000
45.4548	ELECTRICAL/PLUMBING	\$0	\$0	\$0	\$0
45.4549	SAFETY	\$2,500	\$2,000	\$2,000	\$2,000
46.4602	EMPL MEAL ALLOWANCE	\$50	\$50	\$50	\$50
46.4603	EMPL UNIFORM ALLOWANCE	\$4,962	\$4,400	\$4,400	\$4,400
46.4607	ANSWERING SERVICE	\$1,482	\$1,500	\$1,500	\$1,500
46.4609	SPECIAL SERV/OTHER	\$100,000	\$130,000	\$130,000	\$130,000
46.4611	EMPL SAFETY/PHYSICAL EXAMS	\$1,500	\$1,200	\$1,200	\$1,200
46.4644	INTERDEPARTMENTAL CHARGEBACK	\$83,671	\$86,298	\$89,169	\$89,169
47.4701	RENTALS	\$15,350	\$15,000	\$15,000	\$15,000
47.4703	DUES	\$150	\$150	\$150	\$150
47.4708	INSURANCE	\$7,075	\$14,000	\$14,000	\$14,000
47.4710	DEPT MISC/OTHER	\$100	\$100	\$100	\$100
47.4712	EQUIP CALIBRATION	\$4,500	\$5,000	\$5,000	\$5,000
47.4717	BLDG/PROP/EQUIP REPAIRS&MAINTNCE	\$247,012	\$175,000	\$125,000	\$125,000
47.4720	LABORATORY/XRAY EXPENSE	\$80,000	\$110,000	\$110,000	\$110,000

County of Sullivan
GENERAL FUND OPERATING BUDGET

Account Number	Description	2014 AMENDED BUDGET	2015 DEPARTMENT REQUEST	2015 RECOMMENDED	2015 ADOPTED
Department : CL-8160 - SOLID WASTE					
Budgetary Appropriations					
47.4730	JANITORIAL EXPENSE	\$501	\$525	\$525	\$525
47.4732	BLDG/PROP ELECTRONIC MONITORING	\$600	\$625	\$625	\$625
47.4767	NYS/US REGLTRY FEES/FINES/ASSESS	\$50,000	\$50,000	\$50,000	\$50,000
Total: Contract Services		\$5,547,519	\$5,763,818	\$5,741,689	\$5,741,689
80.8001	FICA AND MEDICARE	\$77,446	\$76,617	\$76,617	\$76,617
80.8002	HLTH INSUR ACTIVE EMPLOYEE	\$252,161	\$274,489	\$274,489	\$274,489
80.8004	HLTH INSUR OPT OUT	\$3,750	\$3,000	\$3,000	\$3,000
80.8005	RETIREMENT	\$153,583	\$168,559	\$164,892	\$164,892
80.8006	WORKERS COMPENSATION	\$47,700	\$49,576	\$49,576	\$49,576
80.8007	DISABILITY	\$2,034	\$2,034	\$2,034	\$2,034
Total: Employee Benefits		\$536,674	\$574,275	\$570,608	\$570,608
90.9006	TRANSFERS DEBT SERVICE	\$4,940,789	\$4,401,554	\$4,401,554	\$4,401,554
90.9007	TRANSFERS GENERAL FUND	\$0	\$0	\$500,000	\$500,000
Total: Interfund Transfer Debt Service		\$4,940,789	\$4,401,554	\$4,901,554	\$4,901,554
	Total Budgetary Appropriations for CL-8160	\$12,109,796	\$12,061,771	\$12,398,975	\$12,398,975
Budgetary Revenues					
R2130.R148	REF/GARBAGE FEE - COMMERCIAL HAULER LICENSE	\$(4,500)	\$(3,900)	\$(3,900)	\$(3,900)
R2130.R247	REF/GARBAGE FEE - MISC FEE/REIMBURSMNT	\$(4,983,194)	\$(4,987,000)	\$(4,987,000)	\$(4,987,000)
R2130.R410	REF/GARBAGE FEE - FERNDAL TRANSFER STATION	\$(188,357)	\$(201,000)	\$(201,000)	\$(201,000)
R2130.R411	REF/GARBAGE FEE - HIGHLAND TRANSFER STATION	\$(153,731)	\$(144,000)	\$(144,000)	\$(144,000)
R2130.R412	REF/GARBAGE FEE - MAMAKATING TRANSFER STATION	\$(60,635)	\$(57,900)	\$(57,900)	\$(57,900)
R2130.R413	REF/GARBAGE FEE - ROCKLAND TRANSFER STATION	\$(156,898)	\$(155,300)	\$(155,300)	\$(155,300)
R2130.R414	REF/GARBAGE FEE - WESTERN SULL TRANSFER	\$(84,737)	\$(82,500)	\$(82,500)	\$(82,500)
R2401.R223	INTEREST EARNED - INTEREST	\$0	\$0	\$0	\$0
R2651.R247	SALE REF/RECYCLING - MISC FEE/REIMBRUSMNT	\$(352,784)	\$(323,500)	\$(323,500)	\$(323,500)
R2651.R318	SALE REF/RECYCLING - TIRES	\$(28,659)	\$(30,500)	\$(30,500)	\$(30,500)
R2710.R338	PREMIUM ON DEBT - OTHER	\$0	\$0	\$0	\$0
R2770.R247	MISC REVENUE - MISC FEE/REIMBURSMNT	\$(5,875,628)	\$(5,897,000)	\$(5,897,000)	\$(5,897,000)
Total: Departmental Revenue		\$(11,889,123)	\$(11,882,600)	\$(11,882,600)	\$(11,882,600)
R3989.R167	ST AID HOME/COMM ASSIST - DEPARTMENTAL AID	\$0	\$(32,500)	\$(32,500)	\$(32,500)
Total: State Aid		\$0	\$(32,500)	\$(32,500)	\$(32,500)
R5031.R166	INTERFUND TRANSFR - DEBT SERVICE FUND	\$0	\$0	\$0	\$0
R5031.R209	INTERFUND TRANSFR - GENERAL FUND	\$(1,115,507)	\$(1,275,000)	\$(1,275,000)	\$(1,275,000)
Total: Interfund Transfer General Fund		\$(1,115,507)	\$(1,275,000)	\$(1,275,000)	\$(1,275,000)
	Total Budgetary Revenues for CL-8160	\$(13,004,630)	\$(13,190,100)	\$(13,190,100)	\$(13,190,100)
	COUNTY SHARE	\$(894,834)	\$(1,128,329)	\$(791,125)	\$(791,125)

County of Sullivan
GENERAL FUND OPERATING BUDGET

Account Number	Description	2014 AMENDED BUDGET	2015 DEPARTMENT REQUEST	2015 RECOMMENDED	2015 ADOPTED
Department : CL-8989-98 - OTHER HOME & COMMUNITY SERVICES - POST EMPLOYMENT BE					
Budgetary Appropriations					
80.8003	HLTH INSUR RETIREES	\$96,792	\$99,787	\$99,787	\$99,787
Total: Employee Benefits		\$96,792	\$99,787	\$99,787	\$99,787
Total Budgetary Appropriations for CL-8989-98		\$96,792	\$99,787	\$99,787	\$99,787
COUNTY SHARE		\$96,792	\$99,787	\$99,787	\$99,787

County of Sullivan
GENERAL FUND OPERATING BUDGET

Account Number	Description	2014 AMENDED BUDGET	2015 DEPARTMENT REQUEST	2015 RECOMMENDED	2015 ADOPTED
Department : CL-9730 - BOND ANTICIPATION NOTES					
Budgetary Appropriations					
60.6001	DEBT SERV PRINCIPAL B.A.N.	\$1,100,000	\$1,100,000	\$1,100,000	\$1,100,000
70.7001	DEBT SERV INTEREST B.A.N.	\$22,000	\$11,000	\$11,000	\$11,000
Total: Debt Service		\$1,122,000	\$1,111,000	\$1,111,000	\$1,111,000
	Total Budgetary Appropriations for CL-9730	\$1,122,000	\$1,111,000	\$1,111,000	\$1,111,000
	COUNTY SHARE	\$1,122,000	\$1,111,000	\$1,111,000	\$1,111,000

DPW County Road

Mission Statement

The Sullivan County Road Fund includes the Department of Engineering, Sign Shop, Road and Bridge Maintenance, and Snow Removal. Services funded through the County Road Fund are meant to maintain the County's network of highway infrastructure.

	2014 Amended	2015 Adopted
Budgetary Appropriations		
Personal Services	\$4,211,146	\$3,928,322
Equipment	\$9,215	\$0
Contract Services	\$6,514,298	\$9,187,730
Debt Service	\$1,140,306	\$1,140,000
Employee Benefits	\$3,176,157	\$3,292,025
Interfund Transfer Debt Service	\$1,954,317	\$2,113,046
Total Budgetary Appropriations	\$17,005,439	\$19,661,123
Budgetary Revenues		
Departmental Revenue	\$517,024	\$432,433
State Aid	\$2,894,600	\$3,435,500
Federal Aid	\$791,200	\$2,856,000
Interfund Transfer General Fun	\$11,598,354	\$11,804,889
Total Budgetary Revenues	\$15,801,178	\$18,528,822
 County Share	 \$1,204,261	 \$1,132,301
 Positions	 69	 72

D-3310 TRAFFIC CONTROL

	<u>2014 Amended</u>	<u>2015 Adopted</u>
Budgetary Appropriations		
Personal Services	\$219,937	\$277,197
Equipment	\$0	\$0
Contract Services	\$298,429	\$199,645
Employee Benefits	\$156,473	\$186,006
Total Budgetary Appropriations	<u>\$674,839</u>	<u>\$662,848</u>
County Share	<u>\$674,839</u>	<u>\$662,848</u>
Positions	5	5

D-3989-98 POST EMPLOYMENT BENEFITS

	<u>2014 Amended</u>	<u>2015 Adopted</u>
Budgetary Appropriations		
Employee Benefits	\$95,422	\$95,425
Total Budgetary Appropriations	<u>\$95,422</u>	<u>\$95,425</u>
County Share	<u>\$95,422</u>	<u>\$95,425</u>

D-5020 ENGINEERING

	<u>2014 Amended</u>	<u>2015 Adopted</u>
Budgetary Appropriations		
Personal Services	\$694,474	\$791,498
Equipment	\$0	\$0
Contract Services	\$135,250	\$530,525
Employee Benefits	\$370,876	\$440,836
Total Budgetary Appropriations	<u>\$1,200,600</u>	<u>\$1,762,859</u>
County Share	<u>\$1,200,600</u>	<u>\$1,762,859</u>
Positions	11	11

D-5110-45 DPW - ROAD MAINTENANCE

	<u>2014 Amended</u>	<u>2015 Adopted</u>
Budgetary Appropriations		
Personal Services	\$2,749,830	\$2,582,427
Equipment	\$0	\$0
Contract Services	\$1,220,466	\$377,760
Employee Benefits	\$1,714,943	\$1,814,854
Total Budgetary Appropriations	<u>\$5,685,239</u>	<u>\$4,775,041</u>
County Share	<u>\$5,685,239</u>	<u>\$4,775,041</u>
Positions	53	56

D-5110-46 DPW - BRIDGE MAINTENANCE

	<u>2014 Amended</u>	<u>2015 Adopted</u>
Budgetary Appropriations		
Personal Services	\$0	\$0
Equipment	\$0	\$0
Contract Services	\$32,127	\$3,104,200
Employee Benefits	\$0	\$0
Total Budgetary Appropriations	<u>\$32,127</u>	<u>\$3,104,200</u>
County Share	<u>\$32,127</u>	<u>\$3,104,200</u>

D-5110-47 DPW - CHIPS IMPROVEMENTS

	<u>2014 Amended</u>	<u>2015 Adopted</u>
Budgetary Appropriations		
Personal Services	\$190,115	\$0
Equipment	\$9,215	\$0
Contract Services	\$2,655,265	\$2,900,000
Employee Benefits	\$85,005	\$0
Total Budgetary Appropriations	<u>\$2,939,600</u>	<u>\$2,900,000</u>
County Share	<u>\$2,939,600</u>	<u>\$2,900,000</u>

D-5142 SNOW REMOVAL

	<u>2014 Amended</u>	<u>2015 Adopted</u>
Budgetary Appropriations		
Personal Services	\$356,790	\$277,200
Equipment	\$0	\$0
Contract Services	\$2,172,761	\$2,075,600
Employee Benefits	\$39,702	\$41,644
Total Budgetary Appropriations	<u>\$2,569,253</u>	<u>\$2,394,444</u>
County Share	<u>\$2,569,253</u>	<u>\$2,394,444</u>

D-5989-98 POST EMPLOYMENT BENEFITS

	<u>2014 Amended</u>	<u>2015 Adopted</u>
Budgetary Appropriations		
Employee Benefits	\$713,736	\$713,260
Total Budgetary Appropriations	<u>\$713,736</u>	<u>\$713,260</u>
County Share	<u>\$713,736</u>	<u>\$713,260</u>

D-9730 BOND ANTICIPATION NOTES

	<u>2014 Amended</u>	<u>2015 Adopted</u>
Budgetary Appropriations		
Debt Service	\$1,140,306	\$1,140,000
Total Budgetary Appropriations	<u>\$1,140,306</u>	<u>\$1,140,000</u>
County Share	<u>\$1,140,306</u>	<u>\$1,140,000</u>

D-9901 INTERFUND TRANSFERS

	<u>2014 Amended</u>	<u>2015 Adopted</u>
Budgetary Appropriations		
Interfund Transfer Debt Ser	\$1,954,317	\$2,113,046
Total Budgetary Appropriations	<u>\$1,954,317</u>	<u>\$2,113,046</u>
County Share	<u>\$1,954,317</u>	<u>\$2,113,046</u>

D-9998 COUNTY ROAD FUND REVENUES

	<u>2014 Amended</u>	<u>2015 Adopted</u>
Budgetary Revenues		
Departmental Revenue	\$517,024	\$432,433
State Aid	\$2,894,600	\$3,435,500
Federal Aid	\$791,200	\$2,856,000
Interfund Transfer General	\$11,598,354	\$11,804,889
Total Budgetary Revenues	<u>\$15,801,178</u>	<u>\$18,528,822</u>
County Share	<u>\$(15,801,178)</u>	<u>\$(18,528,822)</u>

D3310 PUBLIC WORKS – SIGN SHOP/TRAFFIC CONTROL

Sullivan County Public Works operates a Sign Shop in Barryville which fabricates and installs road signs, as well as stripes highways, parking lots, etc. This work is done not only for County signs and highways but the work is contracted out to other municipalities as well. Staff assigned to this operation are also involved in snow removal.

The sign shop receives no outside funding. It is a non-mandated program.

Program Areas and Services

Actual County Cost of Program/Activity 2013: \$505,313

Service Provided by Program: Fabricate and install signs; highway and parking lot striping

Population Served by Program: All County residents and visitors, as well as County municipalities

DPW County Road

TRAFFIC CONTROL

Personal Services:	AMENDED	REQUESTED	RECOMMENDED	ADOPTED
	2014	2015	2015	2015
ASST SIGN INSTALLER	1	1	1	1
SIGN FABRICATOR	1	1	1	1
SIGN INSTALLER	1	1	1	1
SIGN SHOP PAINTER II	1	1	1	1
SIGN SHOP SUPERVISOR	1	1	1	1
	<u>5</u>	<u>5</u>	<u>5</u>	<u>5</u>

2015 BUDGET SALARIES BY DEPARTMENT

POSITION NUMBER	POSITION DESCRIPTION	2014 BUDGET AMENDED	2015 BUDGET REQUESTED	2015 BUDGET RECOMMENDED	2015 BUDGET ADOPTED
D-3310	TRAFFIC CONTROL				
1366	SIGN SHOP PAINTER II	\$49,731	\$49,731	\$49,731	\$49,731
1417	SIGN INSTALLER	\$49,731	\$49,731	\$49,731	\$49,731
1420	SIGN SHOP SUPERVISOR	\$61,853	\$61,853	\$61,853	\$61,853
1437	SIGN FABRICATOR	\$49,731	\$49,731	\$49,731	\$49,731
1481	ASST SIGN INSTALLER	\$47,206	\$47,206	\$47,206	\$47,206

County of Sullivan
GENERAL FUND OPERATING BUDGET

Account Number	Description	2014 AMENDED BUDGET	2015 DEPARTMENT REQUEST	2015 RECOMMENDED	2015 ADOPTED
Department : D-3310 - TRAFFIC CONTROL					
Budgetary Appropriations					
10.1011	REGULAR PAY	\$200,232	\$258,252	\$258,252	\$258,252
10.1012	OVERTIME PAY	\$2,500	\$1,000	\$1,000	\$1,000
10.1013	LONGEVITY	\$17,205	\$17,945	\$17,945	\$17,945
Total: Personal Services		\$219,937	\$277,197	\$277,197	\$277,197
40.4037	PAVING	\$91,250	\$0	\$0	\$0
41.4105	REGISTRATION FEES	\$0	\$0	\$0	\$0
42.4203	OFFICE SUPPLIES	\$225	\$100	\$100	\$100
42.4206	PUBLICATIONS	\$150	\$150	\$150	\$150
43.4301	SUPPLIES	\$500	\$250	\$250	\$250
44.4401	ELECTRIC	\$10,340	\$10,500	\$10,500	\$10,500
44.4406	WIRELESS COMMUNICATIONS	\$0	\$0	\$0	\$0
45.4501	SPEC DEPT SUPPLY MISC/OTHER	\$250	\$225	\$225	\$225
45.4505	BLDG/PROP MAINTENANCE	\$225	\$0	\$0	\$0
45.4512	GLASS BEADS	\$4,835	\$23,000	\$15,000	\$15,000
45.4513	SIGN MATERIAL	\$46,495	\$40,000	\$30,000	\$30,000
45.4517	BARICADES, LIGHTS, CONES	\$48,360	\$15,000	\$15,000	\$15,000
45.4526	PAINT	\$80,525	\$150,000	\$120,000	\$120,000
45.4540	PARTS/FLUIDS/FILTERS	\$1,480	\$1,500	\$1,500	\$1,500
45.4541	SM EQUIP TOOLS APPLNCS, SM ELECT	\$500	\$1,000	\$1,000	\$1,000
45.4549	SAFETY	\$5,300	\$2,500	\$2,500	\$2,500
46.4602	EMPL MEAL ALLOWANCE	\$50	\$0	\$0	\$0
46.4603	EMPL UNIFORM ALLOWANCE	\$1,774	\$1,520	\$1,520	\$1,520
46.4611	EMPL SAFETY/PHYSICAL EXAMS	\$400	\$400	\$400	\$400
47.4717	BLDG/PROP/EQUIP REPAIRS&MAINTNCE	\$5,770	\$1,500	\$1,500	\$1,500
Total: Contract Services		\$298,429	\$247,645	\$199,645	\$199,645
80.8001	FICA AND MEDICARE	\$16,956	\$21,206	\$21,206	\$21,206
80.8002	HLTH INSUR ACTIVE EMPLOYEE	\$82,500	\$104,443	\$104,443	\$104,443
80.8005	RETIREMENT	\$43,060	\$47,123	\$45,932	\$45,932
80.8006	WORKERS COMPENSATION	\$13,392	\$13,860	\$13,860	\$13,860
80.8007	DISABILITY	\$565	\$565	\$565	\$565
Total: Employee Benefits		\$156,473	\$187,197	\$186,006	\$186,006
	Total Budgetary Appropriations for D-3310	\$674,839	\$712,039	\$662,848	\$662,848
	COUNTY SHARE	\$674,839	\$712,039	\$662,848	\$662,848

County of Sullivan
GENERAL FUND OPERATING BUDGET

Account Number	Description	2014 AMENDED BUDGET	2015 DEPARTMENT REQUEST	2015 RECOMMENDED	2015 ADOPTED
Department : D-3989-98 - OTHER PUBLIC SAFETY - POST EMPLOYMENT BENEFITS					
Budgetary Appropriations					
80.8003	HLTH INSUR RETIREES	\$95,422	\$95,425	\$95,425	\$95,425
Total: Employee Benefits		\$95,422	\$95,425	\$95,425	\$95,425
Total Budgetary Appropriations for D-3989-98		\$95,422	\$95,425	\$95,425	\$95,425
COUNTY SHARE		\$95,422	\$95,425	\$95,425	\$95,425

D5020 PUBLIC WORKS – ENGINEERING

The Sullivan County Public Works Engineering Department is divided into several units to provide a multitude of functions. These units include Bridges, Buildings, Highways, and Lands & Claims/Permits. While the individual units work together, each also requires staff with specialized skills in order to perform its unique functions. The Engineering Department provides support for the DPW Operations staff through engineering assessment and design services for all County infrastructures. This includes the provision for construction oversight and materials testing. The Engineering Department regularly provides project consultant management on federally and state funded projects.

The Engineering Department receives some funding from reimbursements through FEMA, SOME, NYSDOT & FHWA for project administration, design and management. It is a non-mandated program.

Program Areas and Services

Actual County Cost of Program/Activity 2013: \$852,119

Service Provided by Program: Provide Professional Engineering services as required for the entire infrastructure controlled by the County of Sullivan, inclusive of but not limited to the County's 400 miles of highways, 400 bridges and 100 buildings; provides support to other County Departments for a variety of projects on request, such as the assistance provided to Emergency Management / Homeland Security with the County wide radio tower project, and the request to provide design services for a federally funded construction project at the Sullivan County Community College.

Population Served by Program: Travelling public as well as users of any resources transported over the roadway system

DPW County Road

ENGINEERING

Personal Services:	AMENDED	REQUESTED	RECOMMENDED	ADOPTED
	2014	2015	2015	2015
BRIDGE ENGINEER	1	1	1	1
BUILDING ENGINEER	1	1	1	1
CIVIL ENGINEER	1	1	1	1
DEP. COMM PUB WKS-ENG	1	1	1	1
ENGINEERING TECHNICIAN	3	3	3	3
JUNIOR BUILDINGS ENGINEER	1	1	1	1
JUNIOR CIVIL ENGINEER	2	2	2	2
LAND & CLAIMS ADJUSTER	1	1	1	1
	<u>11</u>	<u>11</u>	<u>11</u>	<u>11</u>

2015 BUDGET SALARIES BY DEPARTMENT

POSITION NUMBER	POSITION DESCRIPTION	2014 BUDGET AMENDED	2015 BUDGET REQUESTED	2015 BUDGET RECOMMENDED	2015 BUDGET ADOPTED
D-5020	ENGINEERING				
1359	JUNIOR CIVIL ENGINEER	\$62,609	\$62,609	\$62,609	\$62,609
1455	JUNIOR BUILDINGS ENGINEER	\$62,609	\$62,609	\$62,609	\$62,609
1477	JUNIOR CIVIL ENGINEER	\$62,609	\$62,609	\$62,609	\$62,609
1482	ENGINEERING TECHNICIAN	\$57,163	\$57,163	\$57,163	\$57,163
1491	ENGINEERING TECHNICIAN	\$57,163	\$57,163	\$57,163	\$57,163
1513	BRIDGE ENGINEER	\$81,388	\$81,388	\$81,388	\$81,388
1559	DEP. COMM PUB WKS-ENG	\$89,349	\$89,349	\$89,349	\$89,349
1588	LAND & CLAIMS ADJUSTER	\$62,609	\$62,609	\$62,609	\$62,609
2036	CIVIL ENGINEER	\$81,388	\$81,388	\$81,388	\$81,388
2954	BUILDING ENGINEER	\$81,388	\$81,388	\$81,388	\$81,388
2971	ENGINEERING TECHNICIAN	\$62,609	\$62,609	\$62,609	\$62,609

County of Sullivan
GENERAL FUND OPERATING BUDGET

Account Number	Description	2014 AMENDED BUDGET	2015 DEPARTMENT REQUEST	2015 RECOMMENDED	2015 ADOPTED
Department : D-5020 - ENGINEERING					
Budgetary Appropriations					
10.1011	REGULAR PAY	\$654,724	\$755,438	\$755,438	\$755,438
10.1012	OVERTIME PAY	\$8,670	\$3,500	\$3,500	\$3,500
10.1013	LONGEVITY	\$31,080	\$32,560	\$32,560	\$32,560
Total: Personal Services		\$694,474	\$791,498	\$791,498	\$791,498
40.4006	ENGINEER/ARCHITECT/DESIGN SERV	\$120,000	\$515,000	\$515,000	\$515,000
41.4103	MEALS	\$25	\$0	\$0	\$0
41.4104	MILEAGE/TOLLS	\$0	\$0	\$0	\$0
41.4105	REGISTRATION FEES	\$500	\$250	\$250	\$250
41.4106	REPAIRS/MAINTENANCE	\$5,000	\$6,500	\$6,500	\$6,500
41.4109	CO FLEET CHARGEBACK	\$0	\$0	\$0	\$0
42.4201	ADVERTISING	\$225	\$200	\$200	\$200
42.4203	OFFICE SUPPLIES	\$2,170	\$1,800	\$1,300	\$1,300
42.4204	POSTAGE	\$125	\$125	\$125	\$125
42.4205	PRINTING	\$350	\$500	\$500	\$500
42.4206	PUBLICATIONS	\$450	\$550	\$550	\$550
43.4301	SUPPLIES	\$380	\$1,200	\$500	\$500
43.4303	SOFTWARE PURCHASE/LEASE	\$90	\$1,950	\$1,950	\$1,950
45.4541	SM EQUIP TOOLS APPLNCS, SM ELECT	\$500	\$450	\$450	\$450
46.4603	EMPL UNIFORM ALLOWANCE	\$2,175	\$1,800	\$1,800	\$1,800
46.4609	SPECIAL SERV/OTHER	\$250	\$0	\$0	\$0
46.4610	EMPL NOTARY/CERTIFICATION	\$60	\$0	\$0	\$0
46.4611	EMPL SAFETY/PHYSICAL EXAMS	\$350	\$200	\$200	\$200
47.4702	EQUIP SERVICE/REPAIRS	\$35	\$0	\$0	\$0
47.4703	DUES	\$100	\$100	\$100	\$100
47.4710	DEPT MISC/OTHER	\$250	\$100	\$100	\$100
47.4712	EQUIP CALIBRATION	\$1,785	\$1,000	\$1,000	\$1,000
47.4717	BLDG/PROP/EQUIP REPAIRS&MAINTNCE	\$430	\$0	\$0	\$0
Total: Contract Services		\$135,250	\$531,725	\$530,525	\$530,525
80.8001	FICA AND MEDICARE	\$53,081	\$60,687	\$60,687	\$60,687
80.8002	HLTH INSUR ACTIVE EMPLOYEE	\$163,622	\$208,265	\$208,265	\$208,265
80.8004	HLTH INSUR OPT OUT	\$0	\$0	\$0	\$0
80.8005	RETIREMENT	\$119,486	\$134,266	\$131,151	\$131,151
80.8006	WORKERS COMPENSATION	\$33,557	\$39,490	\$39,490	\$39,490
80.8007	DISABILITY	\$1,130	\$1,243	\$1,243	\$1,243
Total: Employee Benefits		\$370,876	\$443,951	\$440,836	\$440,836
Total Budgetary Appropriations for D-5020		\$1,200,600	\$1,767,174	\$1,762,859	\$1,762,859
COUNTY SHARE		\$1,200,600	\$1,767,174	\$1,762,859	\$1,762,859

D5110 PUBLIC WORKS – ROAD AND BRIDGE MAINTENANCE

The Sullivan County Public Works Road and Bridge Maintenance department builds, maintains and repairs the County's approximately 400 miles of highways, 400 bridges, numerous culverts, a variety of retaining walls, diverse drainage structures and other County infrastructure.

The Road and Bridge Maintenance department receives no outside funding. It is a non-mandated program.

Program Areas and Services

Actual County Cost of Program/Activity 2013: \$3,578,108

Service Provided by Program: Build, maintain and repair County's roads, bridges, culverts, retaining walls, drainage structures and other infrastructure.

Population Served by Program: Travelling public as well as users of any resources transported over the roadway system

DPW County Road

DPW - ROAD MAINTENANCE

Personal Services:	AMENDED	REQUESTED	RECOMMENDED	ADOPTED
	2014	2015	2015	2015
BRIDGE CARPENTER	3	3	3	3
BRIDGE MAINTAINER I	1	1	1	1
BRIDGE MAINTAINER II	2	2	2	2
CONSTRUCTION EQUIPMENT OP I	11	11	11	11
CONSTRUCTION EQUIPMENT OP II	2	2	2	2
CONSTRUCTION EQUIPMENT OP I	1	1	1	1
GENERAL CONSTRUCTION SUPERVISO	1	1	1	1
HYDRAULIC EXCAVATION EQUIP OP	3	3	3	3
LABORER I	8	8	8	9
LABORER II	5	5	5	7
MOTOR EQUIPMENT OPERATOR	9	9	9	9
ROAD MAINTENANCE SUPERINTENDENT	1	1	1	1
ROAD MAINTENANCE SUPERVISOR	5	5	5	5
WELDER II	1	1	1	1
	53	53	53	56

2015 BUDGET SALARIES BY DEPARTMENT

POSITION NUMBER	POSITION DESCRIPTION	2014 BUDGET AMENDED	2015 BUDGET REQUESTED	2015 BUDGET RECOMMENDED	2015 BUDGET ADOPTED
D-5110-45	DPW - ROAD MAINTENANCE				
	LABORER II	\$0	\$0	\$0	\$45,500
	LABORER I	\$0	\$0	\$0	\$36,384
	LABORER II	\$0	\$0	\$0	\$45,500
1351	ROAD MAINTENANCE SUPERVISOR	\$61,853	\$61,853	\$61,853	\$61,853
1352	MOTOR EQUIPMENT OPERATOR	\$47,206	\$47,206	\$47,206	\$47,206
1354	ROAD MAINTENANCE SUPERVISOR	\$61,853	\$61,853	\$61,853	\$61,853
1358	GENERAL CONSTRUCTION SUPERVISO	\$61,853	\$61,853	\$61,853	\$61,853
1362	MOTOR EQUIPMENT OPERATOR	\$47,206	\$47,206	\$47,206	\$47,206
1370	CONSTRUCTION EQUIPMENT OP I	\$48,772	\$48,772	\$48,772	\$48,772
1374	CONSTRUCTION EQUIPMENT OP II	\$49,731	\$49,731	\$49,731	\$49,731
1375	CONSTRUCTION EQUIPMENT OP I	\$48,772	\$48,772	\$48,772	\$48,772
1384	CONSTRUCTION EQUIPMENT OP I	\$48,772	\$48,772	\$48,772	\$48,772
1390	LABORER I	\$36,384	\$36,384	\$36,384	\$36,384
1397	WELDER II	\$52,138	\$52,138	\$52,138	\$52,138
1399	CONSTRUCTION EQUIPMENT OP II	\$49,731	\$49,731	\$49,731	\$49,731
1406	CONSTRUCTION EQUIPMENT OP I	\$48,772	\$48,772	\$48,772	\$48,772
1409	LABORER I	\$36,384	\$36,384	\$36,384	\$36,384
1410	ROAD MAINTENANCE SUPERVISOR	\$61,853	\$61,853	\$61,853	\$61,853
1411	CONSTRUCTION EQUIPMENT OP I	\$48,772	\$48,772	\$48,772	\$48,772
1412	LABORER I	\$36,384	\$36,384	\$36,384	\$36,384
1415	ROAD MAINTENANCE SUPERVISOR	\$61,853	\$61,853	\$61,853	\$61,853 ₂₆₀

2015 BUDGET SALARIES BY DEPARTMENT

POSITION NUMBER	POSITION DESCRIPTION	2014 BUDGET AMENDED	2015 BUDGET REQUESTED	2015 BUDGET RECOMMENDED	2015 BUDGET ADOPTED
D-5110-45	DPW - ROAD MAINTENANCE				
1418	ROAD MAINTENANCE SUPERINTENDENT	\$70,642	\$71,348	\$71,348	\$71,348
1427	CONSTRUCTION EQUIPMENT OP I	\$48,772	\$48,772	\$48,772	\$48,772
1429	CONSTRUCTION EQUIPMENT OP I	\$48,772	\$48,772	\$48,772	\$48,772
1431	BRIDGE MAINTAINER II	\$53,891	\$53,891	\$53,891	\$53,891
1433	MOTOR EQUIPMENT OPERATOR	\$47,206	\$47,206	\$47,206	\$47,206
1434	CONSTRUCTION EQUIPMENT OP I	\$48,772	\$48,772	\$48,772	\$48,772
1440	HYDRAULIC EXCAVATION EQUIP OP	\$52,138	\$52,138	\$52,138	\$52,138
1442	MOTOR EQUIPMENT OPERATOR	\$47,206	\$47,206	\$47,206	\$47,206
1457	HYDRAULIC EXCAVATION EQUIP OP	\$52,138	\$52,138	\$52,138	\$52,138
1460	LABORER I	\$36,384	\$36,384	\$36,384	\$36,384
1462	CONSTRUCTION EQUIPMENT OP I	\$48,772	\$48,772	\$48,772	\$48,772
1464	ROAD MAINTENANCE SUPERVISOR	\$61,853	\$61,853	\$61,853	\$61,853
1470	CONSTRUCTION EQUIPMENT OP I	\$48,772	\$48,772	\$48,772	\$48,772
1472	MOTOR EQUIPMENT OPERATOR	\$47,206	\$47,206	\$47,206	\$47,206
1473	BRIDGE CARPENTER	\$49,731	\$49,731	\$49,731	\$49,731
1475	CONSTRUCTION EQUIPMENT OP I	\$48,772	\$48,772	\$48,772	\$48,772
1479	BRIDGE CARPENTER	\$49,731	\$49,731	\$49,731	\$49,731
1495	BRIDGE MAINTAINER II	\$53,891	\$53,891	\$53,891	\$53,891
1502	LABORER II	\$45,500	\$45,500	\$45,500	\$45,500
1503	LABORER I	\$36,384	\$36,384	\$36,384	\$36,384
1512	LABORER II	\$45,500	\$45,500	\$45,500	\$45,500
1516	LABORER II	\$45,500	\$45,500	\$45,500	\$45,500
1518	HYDRAULIC EXCAVATION EQUIP OP	\$52,138	\$52,138	\$52,138	\$52,138
1524	BRIDGE CARPENTER	\$49,731	\$49,731	\$49,731	\$49,731
1525	MOTOR EQUIPMENT OPERATOR	\$47,206	\$47,206	\$47,206	\$47,206
1536	LABORER II	\$45,500	\$45,500	\$45,500	\$45,500
1537	MOTOR EQUIPMENT OPERATOR	\$47,206	\$47,206	\$47,206	\$47,206
1538	LABORER I	\$36,384	\$36,384	\$36,384	\$36,384
1544	BRIDGE MAINTAINER I	\$47,206	\$47,206	\$47,206	\$47,206
1549	LABORER I	\$36,384	\$36,384	\$36,384	\$36,384
1564	LABORER I	\$36,384	\$36,384	\$36,384	\$36,384
2458	LABORER II	\$45,500	\$45,500	\$45,500	\$45,500
2846	MOTOR EQUIPMENT OPERATOR	\$47,206	\$47,206	\$47,206	\$47,206
2847	MOTOR EQUIPMENT OPERATOR	\$47,206	\$47,206	\$47,206	\$47,206
2848	CONSTRUCTION EQUIPMENT OP I	\$48,772	\$48,772	\$48,772	\$48,772

County of Sullivan
GENERAL FUND OPERATING BUDGET

Account Number	Description	2014 AMENDED BUDGET	2015 DEPARTMENT REQUEST	2015 RECOMMENDED	2015 ADOPTED
Department : D-5110-45 - MAINTENANCE OF ROADS AND BRIDGES - DPW - ROAD MAINTENANCE					
Budgetary Appropriations					
10.1011	REGULAR PAY	\$2,574,640	\$2,361,879	\$2,361,879	\$2,389,167
10.1012	OVERTIME PAY	\$19,500	\$25,000	\$25,000	\$25,000
10.1013	LONGEVITY	\$155,590	\$168,260	\$168,260	\$168,260
10.1014	SHIFT DIFFERENTIAL PAY	\$100	\$0	\$0	\$0
Total: Personal Services		\$2,749,830	\$2,555,139	\$2,555,139	\$2,582,427
40.4037	PAVING	\$806,466	\$0	\$0	\$0
40.4038	CONSTRUCTION	\$0	\$0	\$0	\$0
42.4203	OFFICE SUPPLIES	\$350	\$250	\$250	\$250
44.4406	WIRELESS COMMUNICATIONS	\$4,500	\$4,350	\$4,350	\$4,350
45.4501	SPEC DEPT SUPPLY MISC/OTHER	\$10,485	\$2,500	\$2,500	\$2,500
45.4505	BLDG/PROP MAINTENANCE	\$(2,425)	\$2,500	\$2,500	\$2,500
45.4518	ROAD SURFACE TREATMENT	\$167,000	\$1,725,000	\$125,000	\$125,000
45.4521	CULVERT PIPE	\$28,000	\$25,000	\$25,000	\$25,000
45.4522	GUIDERAIL	\$0	\$20,000	\$15,000	\$15,000
45.4526	PAINT	\$1,225	\$1,000	\$1,000	\$1,000
45.4527	MISC STONE	\$125,000	\$125,000	\$125,000	\$125,000
45.4528	CATCH BASIN	\$5,000	\$5,000	\$2,500	\$2,500
45.4530	HARDWARE/MISC SUPPLY	\$0	\$0	\$0	\$0
45.4531	WATERPROOFING	\$10,400	\$0	\$0	\$0
45.4532	SEED/MULCH ETC	\$5,000	\$5,000	\$5,000	\$5,000
45.4536	WINTER MIX PATCH	\$0	\$0	\$0	\$0
45.4541	SM EQUIP TOOLS APPLNCS, SM ELECT	\$5,950	\$3,000	\$3,000	\$3,000
45.4549	SAFETY	\$8,000	\$5,000	\$5,000	\$5,000
46.4602	EMPL MEAL ALLOWANCE	\$530	\$250	\$250	\$250
46.4603	EMPL UNIFORM ALLOWANCE	\$17,075	\$11,360	\$11,360	\$11,360
46.4611	EMPL SAFETY/PHYSICAL EXAMS	\$4,500	\$4,250	\$4,250	\$4,250
46.4612	EMPL TRAINING	\$0	\$4,000	\$4,000	\$4,000
47.4701	RENTALS	\$10,570	\$25,000	\$25,000	\$25,000
47.4708	INSURANCE	\$550	\$550	\$550	\$550
47.4710	DEPT MISC/OTHER	\$790	\$750	\$750	\$750
47.4717	BLDG/PROP/EQUIP REPAIRS&MAINTNCE	\$4,000	\$5,000	\$5,000	\$5,000
47.4720	LABORATORY/XRAY EXPENSE	\$7,000	\$10,000	\$10,000	\$10,000
47.4766	CLEAN UP/BEAUTIFICATION	\$500	\$500	\$500	\$500
Total: Contract Services		\$1,220,466	\$1,985,260	\$377,760	\$377,760
80.8001	FICA AND MEDICARE	\$213,220	\$194,483	\$194,483	\$196,571
80.8002	HLTH INSUR ACTIVE EMPLOYEE	\$906,791	\$993,106	\$993,106	\$1,005,773
80.8004	HLTH INSUR OPT OUT	\$4,500	\$750	\$750	\$750
80.8005	RETIREMENT	\$458,187	\$469,834	\$473,000	\$473,000
80.8006	WORKERS COMPENSATION	\$126,369	\$132,686	\$132,686	\$132,686
80.8007	DISABILITY	\$5,876	\$5,989	\$5,989	\$6,074
Total: Employee Benefits		\$1,714,943	\$1,796,848	\$1,800,014	\$1,814,854
Total Budgetary Appropriations for D-5110-45		\$5,685,239	\$6,337,247	\$4,732,913	\$4,775,041
COUNTY SHARE		\$5,685,239	\$6,337,247	\$4,732,913	\$4,775,041

County of Sullivan
GENERAL FUND OPERATING BUDGET

Account Number	Description	2014 AMENDED BUDGET	2015 DEPARTMENT REQUEST	2015 RECOMMENDED	2015 ADOPTED
Department : D-5110-46 - MAINTENANCE OF ROADS AND BRIDGES - DPW - BRIDGE MAINT					
Budgetary Appropriations					
40.4038	CONSTRUCTION	\$0	\$3,055,000	\$3,055,000	\$3,055,000
42.4203	OFFICE SUPPLIES	\$50	\$50	\$50	\$50
45.4501	SPEC DEPT SUPPLY MISC/OTHER	\$2,000	\$2,500	\$2,500	\$2,500
45.4525	BRIDGE MATERIAL & SUPPLIES	\$17,433	\$285,000	\$15,000	\$15,000
45.4526	PAINT	\$500	\$150	\$150	\$150
45.4527	MISC STONE	\$25,000	\$10,000	\$10,000	\$10,000
45.4528	CATCH BASIN	\$0	\$7,500	\$7,500	\$7,500
45.4540	PARTS/FLUIDS/FILTERS	\$350	\$0	\$0	\$0
45.4541	SM EQUIP TOOLS APPLNCS, SM ELECT	\$6,619	\$0	\$0	\$0
45.4542	WELDING	\$0	\$500	\$500	\$500
45.4549	SAFETY	\$1,500	\$1,500	\$1,500	\$1,500
47.4701	RENTALS	\$5,000	\$10,000	\$10,000	\$10,000
47.4717	BLDG/PROP/EQUIP REPAIRS&MAINTNCE	\$5,000	\$2,000	\$2,000	\$2,000
Total: Contract Services		\$63,452	\$3,374,200	\$3,104,200	\$3,104,200
	Total Budgetary Appropriations for D-5110-46	\$63,452	\$3,374,200	\$3,104,200	\$3,104,200
	COUNTY SHARE	\$63,452	\$3,374,200	\$3,104,200	\$3,104,200

County of Sullivan
GENERAL FUND OPERATING BUDGET

Account Number	Description	2014 AMENDED BUDGET	2015 DEPARTMENT REQUEST	2015 RECOMMENDED	2015 ADOPTED
Department : D-5110-47 - MAINTENANCE OF ROADS AND BRIDGES - DPW - CHIPS IMPROV					
Budgetary Appropriations					
10.1011	REGULAR PAY	\$190,115	\$0	\$0	\$0
Total: Personal Services		\$190,115	\$0	\$0	\$0
21.2103	MACHINERY/EQUIPMENT	\$9,215	\$0	\$0	\$0
Total: Equipment		\$9,215	\$0	\$0	\$0
40.4006	ENGINEER/ARCHITECT/DESIGN SERV	\$136,000	\$450,000	\$450,000	\$450,000
40.4037	PAVING	\$222,000	\$1,300,000	\$1,300,000	\$1,300,000
40.4038	CONSTRUCTION	\$1,929,600	\$0	\$0	\$0
41.4106	REPAIRS/MAINTENANCE	\$250	\$0	\$0	\$0
41.4109	CO FLEET CHARGEBACK	\$115,605	\$0	\$0	\$0
45.4513	SIGN MATERIAL	\$0	\$100,000	\$100,000	\$100,000
45.4518	ROAD SURFACE TREATMENT	\$0	\$0	\$0	\$0
45.4522	GUIDERAIL	\$14,275	\$100,000	\$100,000	\$100,000
45.4525	BRIDGE MATERIAL & SUPPLIES	\$159,835	\$340,000	\$340,000	\$340,000
45.4526	PAINT	\$100	\$0	\$0	\$0
45.4527	MISC STONE	\$10,000	\$350,000	\$350,000	\$350,000
45.4541	SM EQUIP TOOLS APPLNCS, SM ELECT	\$850	\$0	\$0	\$0
46.4609	SPECIAL SERV/OTHER	\$0	\$240,000	\$240,000	\$240,000
47.4701	RENTALS	\$61,750	\$20,000	\$20,000	\$20,000
47.4720	LABORATORY/XRAY EXPENSE	\$5,000	\$0	\$0	\$0
Total: Contract Services		\$2,655,265	\$2,900,000	\$2,900,000	\$2,900,000
80.8001	FICA AND MEDICARE	\$12,280	\$0	\$0	\$0
80.8002	HLTH INSUR ACTIVE EMPLOYEE	\$54,375	\$0	\$0	\$0
80.8005	RETIREMENT	\$13,595	\$0	\$0	\$0
80.8006	WORKERS COMPENSATION	\$4,755	\$0	\$0	\$0
Total: Employee Benefits		\$85,005	\$0	\$0	\$0
Total Budgetary Appropriations for D-5110-47		\$2,939,600	\$2,900,000	\$2,900,000	\$2,900,000
COUNTY SHARE		\$2,939,600	\$2,900,000	\$2,900,000	\$2,900,000

D5142 PUBLIC WORKS – SNOW AND ICE REMOVAL

Public Works Snow and Ice Removal consists of snow and ice control on approximately 400 miles of County highway. Approximately one-half of this mileage is maintained by County forces whereas the remaining half is maintained by towns under contract with the County.

The Snow and Ice Removal department receives no outside funding. It is a non-mandated program.

Program Areas and Services

Actual County Cost of Program/Activity 2013: \$2,106,626

Service Provided by Program: Snow and Ice Control on approximately 400 miles of County highway

Population Served by Program: Travelling public as well as users of any resources transported over the roadway system

County of Sullivan
GENERAL FUND OPERATING BUDGET

Account Number	Description	2014 AMENDED BUDGET	2015 DEPARTMENT REQUEST	2015 RECOMMENDED	2015 ADOPTED
Department : D-5142 - SNOW REMOVAL					
Budgetary Appropriations					
10.1011	REGULAR PAY	\$117,500	\$110,000	\$110,000	\$110,000
10.1012	OVERTIME PAY	\$222,395	\$200,000	\$150,000	\$150,000
10.1014	SHIFT DIFFERENTIAL PAY	\$2,345	\$2,200	\$2,200	\$2,200
10.1015	OTHER PAY	\$14,550	\$17,000	\$15,000	\$15,000
Total: Personal Services		\$356,790	\$329,200	\$277,200	\$277,200
40.4001	AGENCIES	\$1,089,611	\$1,119,100	\$1,119,100	\$1,119,100
45.4533	LIQUID ICE CNTRL MATERIAL	\$7,000	\$8,000	\$4,000	\$4,000
45.4534	SAND ICE CONTROL	\$35,300	\$40,000	\$40,000	\$40,000
45.4541	SM EQUIP TOOLS APPLNCS, SM ELECT	\$0	\$0	\$0	\$0
45.4546	BULK ROAD AND BAG SALT	\$1,025,800	\$950,000	\$900,000	\$900,000
46.4602	EMPL MEAL ALLOWANCE	\$12,650	\$12,500	\$12,500	\$12,500
46.4612	EMPL TRAINING	\$2,400	\$0	\$0	\$0
Total: Contract Services		\$2,172,761	\$2,129,600	\$2,075,600	\$2,075,600
80.8001	FICA AND MEDICARE	\$27,386	\$25,184	\$25,184	\$25,184
80.8006	WORKERS COMPENSATION	\$12,316	\$16,460	\$16,460	\$16,460
Total: Employee Benefits		\$39,702	\$41,644	\$41,644	\$41,644
Total Budgetary Appropriations for D-5142		\$2,569,253	\$2,500,444	\$2,394,444	\$2,394,444
COUNTY SHARE		\$2,569,253	\$2,500,444	\$2,394,444	\$2,394,444

County of Sullivan
GENERAL FUND OPERATING BUDGET

Account Number	Description	2014 AMENDED BUDGET	2015 DEPARTMENT REQUEST	2015 RECOMMENDED	2015 ADOPTED
Department : D-5989-98 - OTHER TRANSPORTATION - POST EMPLOYMENT BENEFITS					
Budgetary Appropriations					
80.8003	HLTH INSUR RETIREES	\$713,736	\$713,260	\$713,260	\$713,260
Total: Employee Benefits		\$713,736	\$713,260	\$713,260	\$713,260
Total Budgetary Appropriations for D-5989-98		\$713,736	\$713,260	\$713,260	\$713,260
COUNTY SHARE		\$713,736	\$713,260	\$713,260	\$713,260

County of Sullivan
GENERAL FUND OPERATING BUDGET

Account Number	Description	2014 AMENDED BUDGET	2015 DEPARTMENT REQUEST	2015 RECOMMENDED	2015 ADOPTED
Department : D-9730 - BOND ANTICIPATION NOTES					
Budgetary Appropriations					
60.6001	DEBT SERV PRINCIPAL B.A.N.	\$1,100,000	\$1,100,000	\$1,100,000	\$1,100,000
70.7001	DEBT SERV INTEREST B.A.N.	\$40,306	\$40,000	\$40,000	\$40,000
Total: Debt Service		\$1,140,306	\$1,140,000	\$1,140,000	\$1,140,000
	Total Budgetary Appropriations for D-9730	\$1,140,306	\$1,140,000	\$1,140,000	\$1,140,000
	COUNTY SHARE	\$1,140,306	\$1,140,000	\$1,140,000	\$1,140,000

County of Sullivan
GENERAL FUND OPERATING BUDGET

Account Number	Description	2014 AMENDED BUDGET	2015 DEPARTMENT REQUEST	2015 RECOMMENDED	2015 ADOPTED
Department : D-9901 - INTERFUND TRANSFERS					
Budgetary Appropriations					
90.9006	TRANSFERS DEBT SERVICE	\$1,954,317	\$2,113,046	\$2,113,046	\$2,113,046
Total: Interfund Transfer Debt Service		\$1,954,317	\$2,113,046	\$2,113,046	\$2,113,046
Total Budgetary Appropriations for D-9901		\$1,954,317	\$2,113,046	\$2,113,046	\$2,113,046
COUNTY SHARE		\$1,954,317	\$2,113,046	\$2,113,046	\$2,113,046

County of Sullivan
GENERAL FUND OPERATING BUDGET

Account Number	Description	2014 AMENDED BUDGET	2015 DEPARTMENT REQUEST	2015 RECOMMENDED	2015 ADOPTED
Department : D-9998 - COUNTY ROAD FUND REVENUES					
Budgetary Revenues					
R2300.R321	TRANSPRT SERV OTHR GOV - TRAFFIC	\$(40,000)	\$(40,000)	\$(40,000)	\$(40,000)
R2302.R146	SNOW REMVL SERV OTHR GOV - COLLEGE	\$(33,815)	\$(30,000)	\$(30,000)	\$(30,000)
R2302.R235	SNOW REMVL SERV OTHR GOV - LOCAL GOVRNMNT	\$(211,530)	\$(200,000)	\$(200,000)	\$(200,000)
R2302.R307	SNOW REMVL SERV OTHR GOV - STATE	\$(153,881)	\$(154,614)	\$(154,614)	\$(154,614)
R2306.R239	ROAD/BRIDGE SERV OTHR GOV - MAIN	\$(52,766)	\$0	\$0	\$0
R2401.R223	INTEREST EARNED - INTEREST	\$0	\$0	\$0	\$0
R2590.R294	PERMITS - ROAD OPENING	\$(4,500)	\$(4,000)	\$(4,000)	\$(4,000)
R2620.R294	FORFEITR OF DEPOSITS - PERMIT - ROAD OPENING	\$0	\$0	\$0	\$0
R2655.R241	SALES - MAPS	\$(250)	\$(150)	\$(150)	\$(150)
R2680.R338	INSURNCE RECOVERY - OTHER	\$(1,310)	\$(3,500)	\$(3,500)	\$(3,500)
R2710.R338	PREMIUM ON DEBT - OTHER	\$0	\$0	\$0	\$0
R2770.R247	MISC REVENUE - MISC FEE/REIMBURSMNT	\$(18,972)	\$(169)	\$(169)	\$(169)
Total: Departmental Revenue		\$(517,024)	\$(432,433)	\$(432,433)	\$(432,433)
R3501.R120	ST AID CONSOLIDTD HGHWY - CAPITAL	\$(2,879,600)	\$(2,900,000)	\$(2,900,000)	\$(2,900,000)
R3589.R174	ST AID OTHR TRANSPRT - DISASTER ENGINEERING	\$0	\$0	\$0	\$0
R3589.R176	ST AID OTHR TRANSPRT - DISASTER ROAD/BRIDGE	\$0	\$0	\$0	\$0
R3589.R193	ST AID OTHR TRANSPRT - ENGINEERING	\$0	\$0	\$0	\$0
R3589.R242	ST AID OTHR TRANSPRT - MARCHISELLI - ENGINEERING	\$(15,000)	\$(77,250)	\$(77,250)	\$(77,250)
R3589.R243	ST AID OTHR TRANSPRT - MARCHISELLI - ROAD/BRIDGE	\$0	\$(458,250)	\$(458,250)	\$(458,250)
Total: State Aid		\$(2,894,600)	\$(3,435,500)	\$(3,435,500)	\$(3,435,500)
R4589.R174	FED AID OTHR TRANSPRT - DISASTER ENGINEERING	\$0	\$0	\$0	\$0
R4589.R176	FED AID OTHR TRANSPRT - DISASTER ROAD/BRIDGE	\$0	\$0	\$0	\$0
R4589.R193	FED AID OTHR TRANSPRT - ENGINEERING	\$(104,000)	\$(412,000)	\$(412,000)	\$(412,000)
R4589.R340	FED AID OTHR TRANSPRT - ROAD/BRIDGE	\$(687,200)	\$(2,444,000)	\$(2,444,000)	\$(2,444,000)
Total: Federal Aid		\$(791,200)	\$(2,856,000)	\$(2,856,000)	\$(2,856,000)
R5031.R166	INTERFUND TRANSFR - DEBT SERVICE FUND	\$0	\$0	\$0	\$0
R5031.R209	INTERFUND TRANSFR - GENERAL FUND	\$(11,567,029)	\$(14,928,902)	\$(11,762,761)	\$(11,804,889)
Total: Interfund Transfer General Fund		\$(11,567,029)	\$(14,928,902)	\$(11,762,761)	\$(11,804,889)
	Total Budgetary Revenues for D-9998	\$(15,769,853)	\$(21,652,835)	\$(18,486,694)	\$(18,528,822)
	COUNTY SHARE	\$(15,769,853)	\$(21,652,835)	\$(18,486,694)	\$(18,528,822)

Road Machinery

Mission Statement

The mission of the garages and fleet management area of DPW is to inspect, repair, and maintain the county's equipment and vehicle fleets. This includes over 140 autos, 10 buses, 165 trucks, 55 trailers, 140 pieces of off road construction equipment, as well as numerous plows, mowers and other specialized pieces of equipment and attachments.

	2014 Amended	2015 Adopted
Budgetary Appropriations		
Personal Services	\$1,140,810	\$1,126,733
Equipment	\$0	\$175,000
Contract Services	\$2,142,422	\$2,052,020
Debt Service	\$0	\$0
Employee Benefits	\$803,399	\$852,215
Interfund Transfer Debt Service	\$804,664	\$881,172
Total Budgetary Appropriations	\$4,891,295	\$5,087,140
Budgetary Revenues		
Departmental Revenue	\$1,029,264	\$906,500
Interfund Transfer General Fun	\$3,387,749	\$3,993,296
Total Budgetary Revenues	\$4,417,013	\$4,899,796
 County Share	 \$474,282	 \$187,344
 Positions	 20	 20

DM-5130-48 DPW - MAPLEWOOD FACILITY

	<u>2014 Amended</u>	<u>2015 Adopted</u>
Budgetary Appropriations		
Personal Services	\$1,140,810	\$1,126,733
Equipment	\$0	\$175,000
Contract Services	\$1,947,506	\$1,868,080
Employee Benefits	\$621,983	\$669,232
Total Budgetary Appropriations	<u>\$3,710,299</u>	<u>\$3,839,045</u>
County Share	<u>\$3,710,299</u>	<u>\$3,839,045</u>
Positions	20	20

DM-5130-49 DPW - BARRYVILLE FACILITY

	<u>2014 Amended</u>	<u>2015 Adopted</u>
Budgetary Appropriations		
Personal Services	\$0	\$0
Equipment	\$0	\$0
Contract Services	\$194,916	\$183,940
Employee Benefits	\$0	\$0
Total Budgetary Appropriations	<u>\$194,916</u>	<u>\$183,940</u>
County Share	<u>\$194,916</u>	<u>\$183,940</u>

DM-5989-98 POST EMPLOYMENT BENEFITS

	<u>2014 Amended</u>	<u>2015 Adopted</u>
Budgetary Appropriations		
Employee Benefits	\$181,416	\$182,983
Total Budgetary Appropriations	<u>\$181,416</u>	<u>\$182,983</u>
County Share	<u>\$181,416</u>	<u>\$182,983</u>

DM-9730 BOND ANTICIPATION NOTES

	<u>2014 Amended</u>	<u>2015 Adopted</u>
Budgetary Appropriations		
Debt Service	\$0	\$0
Total Budgetary Appropriations	<u>\$0</u>	<u>\$0</u>
County Share	<u>\$0</u>	<u>\$0</u>

DM-9901 INTERFUND TRANSFERS

	<u>2014 Amended</u>	<u>2015 Adopted</u>
Budgetary Appropriations		
Interfund Transfer Debt Ser	\$804,664	\$881,172
Total Budgetary Appropriations	<u>\$804,664</u>	<u>\$881,172</u>
County Share	<u>\$804,664</u>	<u>\$881,172</u>

DM-9997 ROAD MACHINERY REVENUES

	<u>2014 Amended</u>	<u>2015 Adopted</u>
Budgetary Revenues		
Departmental Revenue	\$1,029,264	\$906,500
Interfund Transfer General	\$3,387,749	\$3,993,296
Total Budgetary Revenues	<u>\$4,417,013</u>	<u>\$4,899,796</u>
County Share	<u>\$(4,417,013)</u>	<u>\$(4,899,796)</u>

DM5130 PUBLIC WORKS – ROAD MACHINERY/SHOPS

Public Works Road Machinery/Shops maintain, repair and inspect Public Works vehicles and equipment as well as vehicles for the Sheriff, Public Health Nursing, Transportation, Solid Waste, Weights and Measures, Emergency Services, etc. The road machinery operations of these shops were consolidated to one location, at the Maplewood facility on Route 17B. The Barryville facility will be maintained for the sign shop.

The Road Machinery/Shops department receives no outside funding. It is a non-mandated program.

Program Areas and Services

Actual County Cost of Program/Activity 2013: \$2,556,525

Service Provided by Program: Vehicle and equipment maintenance, repair & inspection for all County owned vehicles

Population Served by Program: Sullivan County Residents and Visitors, travelling public

Road Machinery

DPW - MAPLEWOOD FACILITY

Personal Services:	AMENDED	REQUESTED	RECOMMENDED	ADOPTED
	2014	2015	2015	2015
AUTOMOTIVE BODY REPAIRER	1	1	1	1
AUTOMOTIVE EQUIPMENT ATTENDANT	1	1	1	1
AUTOMOTIVE MECHANIC	3	3	3	3
AUTOMOTIVE SHOP SUPERVISOR	1	1	1	1
CONSTRUCTION EQUIPMENT OP III	1	1	1	1
EQUIPMENT PAINTER	1	1	1	1
GARAGE SUPERINTENDENT	1	1	1	1
MASTER MECHANIC	4	4	4	4
SENIOR MASTER MECHANIC	4	4	4	4
SENIOR STOCKKEEPER	1	1	1	1
STOCKKEEPER	1	1	1	1
WELDER I	1	1	1	1
	20	20	20	20

2015 BUDGET SALARIES BY DEPARTMENT

POSITION NUMBER	POSITION DESCRIPTION	2014 BUDGET AMENDED	2015 BUDGET REQUESTED	2015 BUDGET RECOMMENDED	2015 BUDGET ADOPTED
DM-5130-48	DPW - MAPLEWOOD FACILITY				
1353	MASTER MECHANIC	\$52,138	\$52,138	\$52,138	\$52,138
1355	GARAGE SUPERINTENDENT	\$65,313	\$65,966	\$65,966	\$65,966
1361	AUTOMOTIVE SHOP SUPERVISOR	\$61,853	\$61,853	\$61,853	\$61,853
1371	MASTER MECHANIC	\$52,138	\$52,138	\$52,138	\$52,138
1395	SENIOR MASTER MECHANIC	\$53,891	\$53,891	\$53,891	\$53,891
1403	AUTOMOTIVE BODY REPAIRER	\$52,138	\$52,138	\$52,138	\$52,138
1404	MASTER MECHANIC	\$52,138	\$52,138	\$52,138	\$52,138
1413	WELDER I	\$49,731	\$49,731	\$49,731	\$49,731
1421	MASTER MECHANIC	\$52,138	\$52,138	\$52,138	\$52,138
1438	CONSTRUCTION EQUIPMENT OP III	\$52,138	\$52,138	\$52,138	\$52,138
1439	SENIOR MASTER MECHANIC	\$53,891	\$53,891	\$53,891	\$53,891
1441	SENIOR MASTER MECHANIC	\$53,891	\$53,891	\$53,891	\$53,891
1446	SENIOR MASTER MECHANIC	\$53,891	\$53,891	\$53,891	\$53,891
1451	SENIOR STOCKKEEPER	\$52,138	\$52,138	\$52,138	\$52,138
1493	STOCKKEEPER	\$48,772	\$48,772	\$48,772	\$48,772
1520	AUTOMOTIVE MECHANIC	\$49,731	\$49,731	\$49,731	\$49,731
1526	AUTOMOTIVE EQUIPMENT ATTENDANT	\$48,772	\$48,772	\$48,772	\$48,772
1529	EQUIPMENT PAINTER	\$49,731	\$49,731	\$49,731	\$49,731
1550	AUTOMOTIVE MECHANIC	\$49,731	\$49,731	\$49,731	\$49,731
1577	AUTOMOTIVE MECHANIC	\$49,731	\$49,731	\$49,731	\$49,731

County of Sullivan
GENERAL FUND OPERATING BUDGET

Account Number	Description	2014 AMENDED BUDGET	2015 DEPARTMENT REQUEST	2015 RECOMMENDED	2015 ADOPTED
Department : DM-5130-48 - ROAD MACHINERY - DPW - MAPLEWOOD FACILITY					
Budgetary Appropriations					
10.1011	REGULAR PAY	\$1,069,645	\$1,054,548	\$1,054,548	\$1,054,548
10.1012	OVERTIME PAY	\$5,000	\$5,000	\$5,000	\$5,000
10.1013	LONGEVITY	\$66,165	\$67,185	\$67,185	\$67,185
Total: Personal Services		\$1,140,810	\$1,126,733	\$1,126,733	\$1,126,733
21.2105	AUTOMOTIVE EQUIP	\$0	\$226,500	\$175,000	\$175,000
Total: Equipment		\$0	\$226,500	\$175,000	\$175,000
41.4101	GASOLINE EXPENSE	\$2,450	\$2,250	\$2,250	\$2,250
41.4104	MILEAGE/TOLLS	\$275	\$250	\$250	\$250
41.4106	REPAIRS/MAINTENANCE	\$23,616	\$15,000	\$15,000	\$15,000
41.4108	AUTO TRAVEL OTHER	\$(25)	\$0	\$0	\$0
42.4203	OFFICE SUPPLIES	\$250	\$250	\$250	\$250
42.4204	POSTAGE	\$50	\$50	\$50	\$50
42.4205	PRINTING	\$2,125	\$2,125	\$2,125	\$2,125
42.4206	PUBLICATIONS	\$7,585	\$8,000	\$8,000	\$8,000
43.4301	SUPPLIES	\$100	\$100	\$100	\$100
44.4401	ELECTRIC	\$40,000	\$41,000	\$41,000	\$41,000
44.4402	FUEL OIL	\$23,750	\$20,400	\$20,400	\$20,400
44.4404	PROPANE	\$600	\$500	\$500	\$500
44.4406	WIRELESS COMMUNICATIONS	\$790	\$500	\$500	\$500
45.4501	SPEC DEPT SUPPLY MISC/OTHER	\$5,573	\$4,500	\$4,500	\$4,500
45.4502	GASOLINE	\$408,150	\$423,400	\$423,400	\$423,400
45.4505	BLDG/PROP MAINTENANCE	\$6,582	\$6,500	\$6,500	\$6,500
45.4526	PAINT	\$485	\$100	\$100	\$100
45.4537	DIESEL FUEL	\$398,000	\$432,640	\$432,640	\$432,640
45.4538	TIRES	\$134,909	\$135,000	\$135,000	\$135,000
45.4540	PARTS/FLUIDS/FILTERS	\$723,035	\$580,000	\$580,000	\$580,000
45.4541	SM EQUIP TOOLS APPLNCS, SM ELECT	\$17,332	\$22,000	\$22,000	\$22,000
45.4542	WELDING	\$8,230	\$6,000	\$6,000	\$6,000
45.4548	ELECTRICAL/PLUMBING	\$0	\$0	\$0	\$0
45.4549	SAFETY	\$10,029	\$11,000	\$11,000	\$11,000
46.4601	SALES TAX EXPENSE	\$3,915	\$0	\$0	\$0
46.4602	EMPL MEAL ALLOWANCE	\$10	\$0	\$0	\$0
46.4603	EMPL UNIFORM ALLOWANCE	\$8,565	\$8,400	\$8,400	\$8,400
46.4609	SPECIAL SERV/OTHER	\$200	\$200	\$200	\$200
46.4611	EMPL SAFETY/PHYSICAL EXAMS	\$2,265	\$2,200	\$2,200	\$2,200
47.4701	RENTALS	\$5,115	\$5,115	\$5,115	\$5,115
47.4702	EQUIP SERVICE/REPAIRS	\$0	\$0	\$0	\$0
47.4708	INSURANCE	\$91,760	\$117,500	\$117,500	\$117,500
47.4717	BLDG/PROP/EQUIP REPAIRS&MAINTNCE	\$20,035	\$21,000	\$21,000	\$21,000
47.4720	LABORATORY/XRAY EXPENSE	\$1,000	\$1,000	\$1,000	\$1,000
47.4767	NYS/US REGLTRY FEES/FINES/ASSESS	\$750	\$1,100	\$1,100	\$1,100
Total: Contract Services		\$1,947,506	\$1,868,080	\$1,868,080	\$1,868,080
80.8001	FICA AND MEDICARE	\$88,244	\$86,830	\$86,830	\$86,830
80.8002	HLTH INSUR ACTIVE EMPLOYEE	\$295,405	\$330,976	\$330,976	\$330,976
80.8004	HLTH INSUR OPT OUT	\$4,500	\$4,500	\$4,500	\$4,500
80.8005	RETIREMENT	\$174,544	\$192,106	\$188,164	\$188,164
80.8006	WORKERS COMPENSATION	\$56,917	\$56,502	\$56,502	\$56,502
80.8007	DISABILITY	\$2,373	\$2,260	\$2,260	\$2,260
Total: Employee Benefits		\$621,983	\$673,174	\$669,232	\$669,232
Total Budgetary Appropriations for DM-5130-48		\$3,710,299	\$3,894,487	\$3,839,045	\$3,839,045

County of Sullivan
GENERAL FUND OPERATING BUDGET

Account Number	Description	2014 AMENDED BUDGET	2015 DEPARTMENT REQUEST	2015 RECOMMENDED	2015 ADOPTED
	COUNTY SHARE	\$3,710,299	\$3,894,487	\$3,839,045	\$3,839,045

County of Sullivan
GENERAL FUND OPERATING BUDGET

Account Number	Description	2014 AMENDED BUDGET	2015 DEPARTMENT REQUEST	2015 RECOMMENDED	2015 ADOPTED
Department : DM-5130-49 - ROAD MACHINERY - DPW - BARRYVILLE FACILITY					
Budgetary Appropriations					
41.4106	REPAIRS/MAINTENANCE	\$5,000	\$5,000	\$5,000	\$5,000
42.4203	OFFICE SUPPLIES	\$75	\$75	\$75	\$75
42.4205	PRINTING	\$2,125	\$2,125	\$2,125	\$2,125
42.4206	PUBLICATIONS	\$600	\$600	\$600	\$600
43.4301	SUPPLIES	\$50	\$0	\$0	\$0
44.4401	ELECTRIC	\$17,640	\$17,250	\$17,250	\$17,250
44.4402	FUEL OIL	\$29,090	\$25,840	\$25,840	\$25,840
44.4404	PROPANE	\$7,300	\$5,775	\$5,775	\$5,775
45.4501	SPEC DEPT SUPPLY MISC/OTHER	\$100	\$125	\$125	\$125
45.4502	GASOLINE	\$21,700	\$21,750	\$21,750	\$21,750
45.4505	BLDG/PROP MAINTENANCE	\$750	\$500	\$500	\$500
45.4526	PAINT	\$27,000	\$22,000	\$22,000	\$22,000
45.4537	DIESEL FUEL	\$38,110	\$42,250	\$42,250	\$42,250
45.4540	PARTS/FLUIDS/FILTERS	\$24,186	\$22,500	\$22,500	\$22,500
45.4541	SM EQUIP TOOLS APPLNCS, SM ELECT	\$1,500	\$1,500	\$1,500	\$1,500
45.4542	WELDING	\$500	\$500	\$500	\$500
45.4548	ELECTRICAL/PLUMBING	\$0	\$0	\$0	\$0
45.4549	SAFETY	\$950	\$3,000	\$3,000	\$3,000
46.4603	EMPL UNIFORM ALLOWANCE	\$750	\$500	\$500	\$500
47.4717	BLDG/PROP/EQUIP REPAIRS&MAINTNCE	\$14,950	\$10,000	\$10,000	\$10,000
47.4720	LABORATORY/XRAY EXPENSE	\$1,000	\$1,100	\$1,100	\$1,100
47.4730	JANITORIAL EXPENSE	\$540	\$550	\$550	\$550
47.4767	NYS/US REGLTRY FEES/FINES/ASSESS	\$1,000	\$1,000	\$1,000	\$1,000
Total: Contract Services		\$194,916	\$183,940	\$183,940	\$183,940
	Total Budgetary Appropriations for DM-5130-49	\$194,916	\$183,940	\$183,940	\$183,940
	COUNTY SHARE	\$194,916	\$183,940	\$183,940	\$183,940

County of Sullivan
GENERAL FUND OPERATING BUDGET

Account Number	Description	2014 AMENDED BUDGET	2015 DEPARTMENT REQUEST	2015 RECOMMENDED	2015 ADOPTED
Department : DM-5989-98 - OTHER TRANSPORTATION - POST EMPLOYMENT BENEFITS					
Budgetary Appropriations					
80.8003	HLTH INSUR RETIREES	\$181,416	\$182,983	\$182,983	\$182,983
Total: Employee Benefits		\$181,416	\$182,983	\$182,983	\$182,983
Total Budgetary Appropriations for DM-5989-98		\$181,416	\$182,983	\$182,983	\$182,983
COUNTY SHARE		\$181,416	\$182,983	\$182,983	\$182,983

County of Sullivan
GENERAL FUND OPERATING BUDGET

Account Number	Description	2014 AMENDED BUDGET	2015 DEPARTMENT REQUEST	2015 RECOMMENDED	2015 ADOPTED
Department : DM-9901 - INTERFUND TRANSFERS					
Budgetary Appropriations					
90.9006	TRANSFERS DEBT SERVICE	\$804,664	\$881,172	\$881,172	\$881,172
Total: Interfund Transfer Debt Service		\$804,664	\$881,172	\$881,172	\$881,172
Total Budgetary Appropriations for DM-9901		\$804,664	\$881,172	\$881,172	\$881,172
COUNTY SHARE		\$804,664	\$881,172	\$881,172	\$881,172

County of Sullivan
GENERAL FUND OPERATING BUDGET

Account Number	Description	2014 AMENDED BUDGET	2015 DEPARTMENT REQUEST	2015 RECOMMENDED	2015 ADOPTED
Department : DM-9997 - ROAD MACHINERY REVENUES					
Budgetary Revenues					
R1710.R129	PUBLIC WORKS CHARGE - CENTRAL GARAGE	\$(935,000)	\$(900,000)	\$(900,000)	\$(900,000)
R2401.R223	INTEREST EARNED - INTEREST	\$0	\$0	\$0	\$0
R2414.R261	RENTAL OF EQUIPMENT - OTHER DEPARTMENTS	\$(85,000)	\$0	\$0	\$0
R2665.R338	SALE OF EQUIPMNT - OTHER	\$0	\$0	\$0	\$0
R2770.R247	MISC REVENUE - MISC FEE/REIMBURSMNT	\$(1,264)	\$(2,000)	\$(2,000)	\$(2,000)
R2801.R196	INTERFND REVENUE - EQUIPMNT RENTL COUNTY ROAD	\$(8,000)	\$(4,500)	\$(4,500)	\$(4,500)
Total: Departmental Revenue		\$(1,029,264)	\$(906,500)	\$(906,500)	\$(906,500)
R5031.R166	INTERFUND TRANSFR - DEBT SERVICE FUND	\$0	\$0	\$0	\$0
R5031.R209	INTERFUND TRANSFR - GENERAL FUND	\$(3,387,749)	\$(4,236,082)	\$(3,993,296)	\$(3,993,296)
Total: Interfund Transfer General Fund		\$(3,387,749)	\$(4,236,082)	\$(3,993,296)	\$(3,993,296)
Total Budgetary Revenues for DM-9997		\$(4,417,013)	\$(5,142,582)	\$(4,899,796)	\$(4,899,796)
COUNTY SHARE		\$(4,417,013)	\$(5,142,582)	\$(4,899,796)	\$(4,899,796)

THIS PAGE INTENTIONALLY LEFT BLANK

Division of Public Safety

	<u>2014 Amended</u>	<u>2015 Adopted</u>
Budgetary Appropriations		
Personal Services	\$14,505,947	\$14,704,629
Equipment	\$636,740	\$277,303
Contract Services	\$5,201,780	\$5,139,274
Employee Benefits	\$7,187,782	\$7,638,014
Interfund Transfer Debt Service	\$0	\$0
Total Budgetary Appropriations	<u>\$27,532,249</u>	<u>\$27,759,220</u>
Budgetary Revenues		
Departmental Revenue	\$1,901,962	\$2,214,658
State Aid	\$841,859	\$411,088
Federal Aid	\$191,346	\$206,950
Interfund Transfer General Fun	\$0	\$0
Total Budgetary Revenues	<u>\$2,935,167</u>	<u>\$2,832,696</u>
County Share	<u>\$24,597,082</u>	<u>\$24,926,524</u>

A-1110 MUNICIPAL COURT

Mission Statement

The Municipal Court organization is utilized to meet the requirements of New York State Genral Municipal Law section 99L(C). The law requires the County to pay Town and Village Courts a fee of ten dollars for all services in any case in which the court acts upon a felony complaint. These expenses are recorded through the Municipal Courts budget organization.

	<u>2014 Amended</u>	<u>2015 Adopted</u>
Budgetary Appropriations		
Contract Services	\$7,000	\$8,000
Total Budgetary Appropriations	<u>\$7,000</u>	<u>\$8,000</u>
County Share	<u>\$7,000</u>	<u>\$8,000</u>

County of Sullivan
GENERAL FUND OPERATING BUDGET

Account Number	Description	2014 AMENDED BUDGET	2015 DEPARTMENT REQUEST	2015 RECOMMENDED	2015 ADOPTED
Department : A-1110 - MUNICIPAL COURT					
Budgetary Appropriations					
47.4752	MISC PROGRAM EXP	\$7,000	\$8,000	\$8,000	\$8,000
Total: Contract Services		\$7,000	\$8,000	\$8,000	\$8,000
Total Budgetary Appropriations for A-1110		\$7,000	\$8,000	\$8,000	\$8,000
COUNTY SHARE		\$7,000	\$8,000	\$8,000	\$8,000

A-1165 DISTRICT ATTORNEY

Mission Statement

The Sullivan County District Attorney's Office prosecutes all criminal cases that occur within Sullivan County. The Office also handles all criminal appellate cases in both State and Federal Courts. The Office is committed to ensuring that offenders are held accountable and responsible for their criminal conduct. We also are committed to assuring that the victims' voices are heard throughout the course of the criminal process. It is our duty and obligation to protect the innocent, enhance public safety and make our streets and homes safe and secure for the citizens of our county.

	<u>2014 Amended</u>	<u>2015 Adopted</u>
Budgetary Appropriations		
Personal Services	\$1,052,243	\$1,173,208
Equipment	\$18,944	\$20,303
Contract Services	\$204,543	\$168,129
Employee Benefits	\$417,750	\$532,183
Total Budgetary Appropriations	\$1,693,480	\$1,893,823
Budgetary Revenues		
Departmental Revenue	\$188,165	\$383,192
State Aid	\$113,800	\$114,976
Federal Aid	\$0	\$0
Total Budgetary Revenues	\$301,965	\$498,168
 County Share	 \$1,391,515	 \$1,395,655
 Positions	 19	 19

A1165 DISTRICT ATTORNEY

The Sullivan County District Attorney's Office prosecutes all criminal cases that occur within Sullivan County. The Office also handles all criminal appellate cases in both State and Federal Courts. The Office is committed to ensuring that offenders are held accountable and responsible for their criminal conduct. It is also committed to assuring that the victims' voices are heard throughout the course of the criminal process. It is their duty and obligation to protect the innocent, enhance public safety and make our streets and homes safe and secure for the citizens of the county.

The Sullivan County District Attorney's Office receives State aid in the form of grants for Stop DWI, DA Salary Reimbursement and Aid to Prosecution. In addition, the District Attorney expenses related to the Fraud Investigation Team and Family Violence Response Team are being reimbursed through a revenue stream from the Department of Family Services with reimbursement from state and federal sources. The office is mandated by County Law 700 & N.Y. Const. art. XIII, §13.

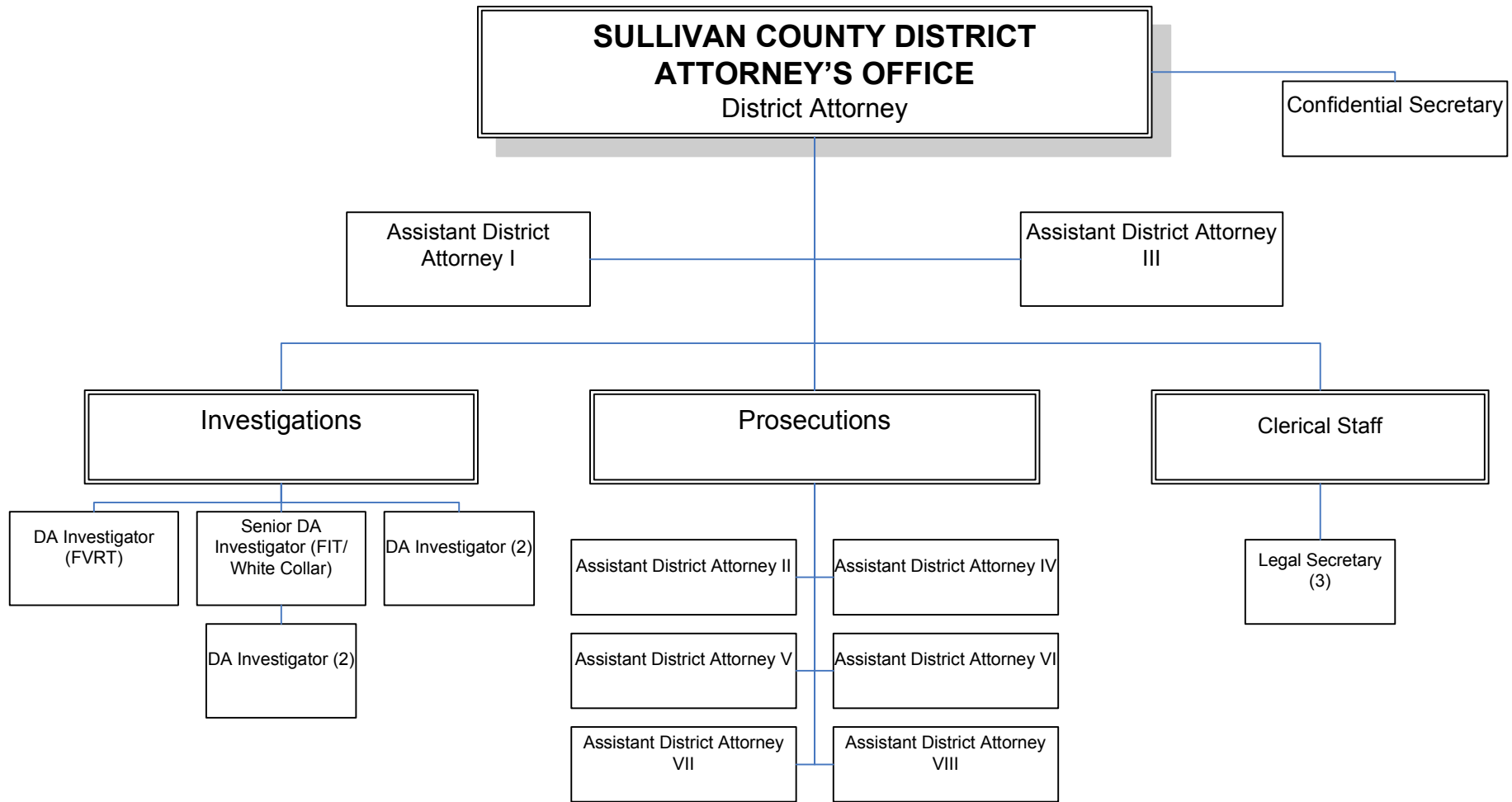
Actual County Cost of Department 2013: \$1,205,936

Program Areas and Services

Sullivan County District Attorney

Service Provided: Prosecution and investigation of all criminal offenses in Sullivan County, NY; Crime prevention, through public education and public speaking at schools and community gathering to educate and make residents aware of matters of public importance that impacts their safety.

Population Served: All Sullivan County residents and visitors



DISTRICT ATTORNEY

DISTRICT ATTORNEY

Personal Services:	AMENDED	REQUESTED	RECOMMENDED	ADOPTED
	2014	2015	2015	2015
ASST DISTRICT ATTORNEY I	1	1	1	1
ASST DISTRICT ATTORNEY II	1	1	1	1
ASST DISTRICT ATTORNEY III	1	1	1	1
ASST DISTRICT ATTORNEY IV	1	1	1	1
ASST DISTRICT ATTORNEY V	1	1	1	1
ASST DISTRICT ATTORNEY VI	1	1	1	1
ASST DISTRICT ATTORNEY VII	1	1	1	1
ASST DISTRICT ATTORNEY VIII	1	1	1	1
CONF SEC DISTRICT ATTORNEY	1	1	1	1
DISTRICT ATTORNEY	1	1	1	1
DISTRICT ATTORNEY'S INVESTIGATOR	5	5	5	5
LEGAL SECRETARY	3	3	3	3
SR DISTRICT ATTY INVESTIGATOR	1	1	1	1
	19	19	19	19

2015 BUDGET SALARIES BY DEPARTMENT

POSITION NUMBER	POSITION DESCRIPTION	2014 BUDGET AMENDED	2015 BUDGET REQUESTED	2015 BUDGET RECOMMENDED	2015 BUDGET ADOPTED
A-1165	DISTRICT ATTORNEY				
20	CONF SEC DISTRICT ATTORNEY	\$42,460	\$42,885	\$42,885	\$42,885
60	LEGAL SECRETARY	\$27,534	\$27,810	\$27,810	\$27,810
137	LEGAL SECRETARY	\$33,622	\$33,958	\$33,958	\$33,958
204	DISTRICT ATTORNEY	\$161,700	\$161,700	\$161,700	\$161,700
237	ASST DISTRICT ATTORNEY II	\$86,825	\$87,693	\$87,693	\$87,693
587	ASST DISTRICT ATTORNEY V	\$53,985	\$54,525	\$54,525	\$54,525
748	ASST DISTRICT ATTORNEY IV	\$62,988	\$63,618	\$63,618	\$63,618
769	LEGAL SECRETARY	\$32,203	\$32,525	\$32,525	\$32,525
770	ASST DISTRICT ATTORNEY VI	\$52,685	\$53,212	\$53,212	\$53,212
818	ASST DISTRICT ATTORNEY III	\$82,000	\$82,820	\$82,820	\$82,820
885	ASST DISTRICT ATTORNEY VII	\$50,385	\$50,889	\$50,889	\$50,889
1689	ASST DISTRICT ATTORNEY I	\$90,000	\$90,900	\$90,900	\$90,900
1901	DISTRICT ATTORNEY'S INVESTIGATOR	\$52,250	\$52,773	\$52,773	\$52,773
2259	DISTRICT ATTORNEY'S INVESTIGATOR	\$50,000	\$50,500	\$50,500	\$50,500
2965	DISTRICT ATTORNEY'S INVESTIGATOR	\$50,000	\$50,500	\$50,500	\$50,500
2966	DISTRICT ATTORNEY'S INVESTIGATOR	\$50,000	\$50,500	\$50,500	\$50,500
2967	DISTRICT ATTORNEY'S INVESTIGATOR	\$50,000	\$50,500	\$50,500	\$50,500
2968	SR DISTRICT ATTY INVESTIGATOR	\$70,000	\$70,700	\$70,700	\$70,700
2970	ASST DISTRICT ATTORNEY VIII	\$55,000	\$55,550	\$55,550	\$55,550

County of Sullivan
GENERAL FUND OPERATING BUDGET

Account Number	Description	2014 AMENDED BUDGET	2015 DEPARTMENT REQUEST	2015 RECOMMENDED	2015 ADOPTED
Department : A-1165 - DISTRICT ATTORNEY					
Budgetary Appropriations					
10.1011	REGULAR PAY	\$918,056	\$1,162,508	\$1,162,508	\$1,162,508
10.1012	OVERTIME PAY	\$0	\$0	\$0	\$0
10.1013	LONGEVITY	\$15,500	\$10,700	\$10,700	\$10,700
Total: Personal Services		\$933,556	\$1,173,208	\$1,173,208	\$1,173,208
21.2105	AUTOMOTIVE EQUIP	\$0	\$20,303	\$20,303	\$20,303
Total: Equipment		\$0	\$20,303	\$20,303	\$20,303
41.4103	MEALS	\$0	\$0	\$0	\$0
41.4104	MILEAGE/TOLLS	\$10,000	\$10,000	\$10,000	\$10,000
41.4106	REPAIRS/MAINTENANCE	\$5,000	\$7,500	\$7,500	\$7,500
41.4109	CO FLEET CHARGEBACK	\$0	\$0	\$0	\$0
42.4201	ADVERTISING	\$250	\$250	\$250	\$250
42.4203	OFFICE SUPPLIES	\$5,468	\$5,000	\$5,000	\$5,000
42.4204	POSTAGE	\$3,500	\$3,200	\$3,200	\$3,200
42.4205	PRINTING	\$6,000	\$6,500	\$6,500	\$6,500
42.4206	PUBLICATIONS	\$5,000	\$6,500	\$6,500	\$6,500
42.4207	FURNITURE	\$145	\$0	\$0	\$0
43.4301	SUPPLIES	\$750	\$500	\$500	\$500
44.4406	WIRELESS COMMUNICATIONS	\$2,337	\$2,400	\$2,400	\$2,400
44.4408	CABLE/SATELLITE	\$1,060	\$1,080	\$1,080	\$1,080
45.4501	SPEC DEPT SUPPLY MISC/OTHER	\$890	\$890	\$890	\$890
46.4610	EMPL NOTARY/CERTIFICATION	\$60	\$120	\$120	\$120
47.4703	DUES	\$990	\$985	\$985	\$985
47.4704	STENOGRAPHIC SERVICES	\$42,100	\$42,000	\$42,000	\$42,000
47.4705	COUNSEL/WITNESS EXPENSE	\$4,057	\$12,000	\$12,000	\$12,000
47.4706	SPECL INVESTIGATIONS	\$500	\$500	\$500	\$500
47.4707	MAINTENANCE IN LIEU OF RENT	\$64,478	\$64,478	\$64,478	\$64,478
47.4708	INSURANCE	\$2,118	\$1,800	\$1,800	\$1,800
47.4709	INTERPRETERS FEES	\$250	\$250	\$250	\$250
47.4717	BLDG/PROP/EQUIP REPAIRS&MAINTNCE	\$65	\$0	\$0	\$0
47.4724	DRUG FORFEITURE PROCEEDS NYS	\$27,399	\$0	\$0	\$0
47.4732	BLDG/PROP ELECTRONIC MONITORING	\$276	\$276	\$276	\$276
47.4767	NYS/US REGLTRY FEES/FINES/ASSESS	\$500	\$400	\$400	\$400
47.4784	DRUG FORFEITURE PROCEEDS - FED	\$21,350	\$0	\$0	\$0
47.4785	EXTRADITION	\$0	\$1,500	\$1,500	\$1,500
47.4792	FORFEITURE PROCEEDS - COUNTY	\$0	\$0	\$0	\$0
Total: Contract Services		\$204,543	\$168,129	\$168,129	\$168,129
80.8001	FICA AND MEDICARE	\$71,417	\$89,750	\$89,750	\$89,750
80.8002	HLTH INSUR ACTIVE EMPLOYEE	\$206,676	\$232,412	\$232,412	\$232,412
80.8005	RETIREMENT	\$142,834	\$153,086	\$149,214	\$149,214
80.8006	WORKERS COMPENSATION	\$44,795	\$58,660	\$58,660	\$58,660
80.8007	DISABILITY	\$1,582	\$2,147	\$2,147	\$2,147
Total: Employee Benefits		\$467,304	\$536,055	\$532,183	\$532,183
Total Budgetary Appropriations for A-1165		\$1,605,403	\$1,897,695	\$1,893,823	\$1,893,823
Budgetary Revenues					
R1289.R247	GEN GOV DEPT INCOME - MISC FEE/REIMBURSMNT	\$(488)	\$(333,092)	\$(333,092)	\$(333,092)
R1289.R309	GEN GOV DEPT INCOME - STOP DWI CHRGBK	\$(50,100)	\$(50,100)	\$(50,100)	\$(50,100)
R2626.R247	FORFEITR CRIME PROCDS - MISC FEE/REIMBURSMNT	\$0	\$0	\$0	\$0
R2626.R307	FORFEITR CRIME PROCDS - STATE	\$(25,000)	\$0	\$0	\$0
R2626.R416	FORFEITR CRIME PROCDS - FEDERAL	\$(24,500)	\$0	\$0	\$0

County of Sullivan
GENERAL FUND OPERATING BUDGET

Account Number	Description	2014 AMENDED BUDGET	2015 DEPARTMENT REQUEST	2015 RECOMMENDED	2015 ADOPTED
Department : A-1165 - DISTRICT ATTORNEY					
Budgetary Revenues					
R2626.R419	FORFEITR CRIME PROCDS - COUNTY	\$0	\$0	\$0	\$0
Total: Departmental Revenue		\$(100,088)	\$(383,192)	\$(383,192)	\$(383,192)
R3030.R239	ST AID DISTRCT ATTRNY SALARY - MAIN	\$(75,000)	\$(76,176)	\$(76,176)	\$(76,176)
R3089.R247	ST AID GEN GOV - MISC FEE/REIMBURSMNT	\$(38,800)	\$(38,800)	\$(38,800)	\$(38,800)
R3089.R420	ST AID GEN GOV - DOC INMATE PROSECUTION	\$0	\$0	\$0	\$0
Total: State Aid		\$(113,800)	\$(114,976)	\$(114,976)	\$(114,976)
R4320.R167	FED AID CRIME CONTRL - DEPARTMENTAL AID	\$0	\$0	\$0	\$0
Total: Federal Aid		\$0	\$0	\$0	\$0
	Total Budgetary Revenues for A-1165	\$(213,888)	\$(498,168)	\$(498,168)	\$(498,168)
	COUNTY SHARE	\$1,391,515	\$1,399,527	\$1,395,655	\$1,395,655

A-1170 PUBLIC DEFENSE

Mission Statement

To provide legal representation to indigent citizens in the criminal courts and family courts in the State of New York, as well as on parole violation matters, Drug Court matters, and Veterans Court matters.

	<u>2014 Amended</u>	<u>2015 Adopted</u>
Budgetary Appropriations		
Personal Services	\$0	\$0
Contract Services	\$1,382,757	\$1,382,757
Employee Benefits	\$0	\$0
Total Budgetary Appropriations	<u>\$1,382,757</u>	<u>\$1,382,757</u>
Budgetary Revenues		
Departmental Revenue	\$0	\$0
State Aid	\$81,000	\$0
Total Budgetary Revenues	<u>\$81,000</u>	<u>\$0</u>
County Share	<u>\$1,301,757</u>	<u>\$1,382,757</u>

A1170 PUBLIC DEFENSE

According to New York State Law, “The governing body of each county and the governing body of the city in which a county is wholly contained shall place in operation throughout the county a plan for providing counsel to persons charged with a crime or who are entitled to counsel pursuant to section two hundred sixty-two or section eleven hundred twenty of the family court act, article six-C of the correction law, section four hundred seven of the surrogate's court procedure act or article ten of the mental hygiene law, who are financially unable to obtain counsel. Each plan shall also provide for investigative, expert and other services necessary for an adequate defense.” The County provides these services via contract to Sullivan County Legal Aid Panel and Sullivan County Conflict Legal Aid.

The County receives reimbursement for a portion of the services provided via State funding for the provision of indigent legal services from the Indigent Legal Services Fund. Provision of indigent legal services is mandated by NYS County Law section 722.

Actual County Cost of Department 2013: \$1,205,917

Program Areas and Services

Public Defense

Service Provided: Provision of legal defense services for those who cannot afford an attorney

Population Served: Sullivan County indigent residents in need of legal defense services

County of Sullivan
GENERAL FUND OPERATING BUDGET

Account Number	Description	2014 AMENDED BUDGET	2015 DEPARTMENT REQUEST	2015 RECOMMENDED	2015 ADOPTED
Department : A-1170 - PUBLIC DEFENSE					
Budgetary Appropriations					
40.4008	LEGAL SERVICES	\$1,091,657	\$1,091,657	\$1,091,657	\$1,091,657
47.4704	STENOGRAPHIC SERVICES	\$9,000	\$9,000	\$9,000	\$9,000
47.4705	COUNSEL/WITNESS EXPENSE	\$5,000	\$5,000	\$5,000	\$5,000
47.4709	INTERPRETERS FEES	\$2,100	\$2,100	\$2,100	\$2,100
47.4711	ASSIGNED COUNSEL	\$275,000	\$275,000	\$275,000	\$275,000
Total: Contract Services		\$1,382,757	\$1,382,757	\$1,382,757	\$1,382,757
	Total Budgetary Appropriations for A-1170	\$1,382,757	\$1,382,757	\$1,382,757	\$1,382,757
Budgetary Revenues					
R3025.R247	ST AID INDGNT LEGAL SERV - MISC FEE/REIMBURSMNT	\$(81,000)	\$0	\$0	\$0
Total: State Aid		\$(81,000)	\$0	\$0	\$0
	Total Budgetary Revenues for A-1170	\$(81,000)	\$0	\$0	\$0
	COUNTY SHARE	\$1,301,757	\$1,382,757	\$1,382,757	\$1,382,757

A-1185 CORONERS

Mission Statement

As per the Charter of the County of Sullivan, the Coroners shall have all duties and powers now or hereafter conferred or imposed by New York State law. The County has four elected Coroners.

	2014 Amended	2015 Adopted
Budgetary Appropriations		
Personal Services	\$53,826	\$53,662
Equipment	\$0	\$0
Contract Services	\$199,165	\$262,425
Employee Benefits	\$65,258	\$68,518
Total Budgetary Appropriations	\$318,249	\$384,605
Budgetary Revenues		
State Aid	\$6,000	\$3,000
Total Budgetary Revenues	\$6,000	\$3,000
 County Share	 \$312,249	 \$381,605
 Positions	 4.5	 4.5

A1185 CORONERS

The Sullivan County Coroner's Office is responsible to make inquiry into unnatural deaths within the County, as well as to make inquiry into deaths natural or unnatural occurring to an inmate of a correctional facility in Sullivan County.

The Sullivan County Coroners receives a small amount of reimbursement from the State for autopsies, but is generally County share. The Sullivan County Coroners is mandated by County Law Article 17a, and all duties are listed in section 671.

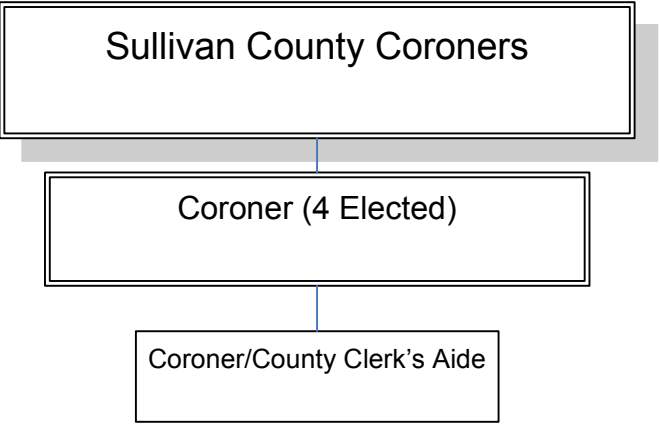
Actual County Cost of Program/Activity 2013: \$317,897

Program Areas and Services

Sullivan County District Attorney

Service Provided: Perform inquiries into unnatural deaths (natural as well in correctional facilities) in Sullivan County

Population Served: All Sullivan County residents and visitors



Coroner/County Clerk's Aide split with A1410-10 County Clerk's Office.

CORONERS

CORONERS

Personal Services:	AMENDED	REQUESTED	RECOMMENDED	ADOPTED
	2014	2015	2015	2015
CORONER PD	4	4	4	4
CORONER/COUNTY CLERK'S AIDE	.5	.5	.5	.5
	<u>4.5</u>	<u>4.5</u>	<u>4.5</u>	<u>4.5</u>

2015 BUDGET SALARIES BY DEPARTMENT

POSITION NUMBER	POSITION DESCRIPTION	2014 BUDGET AMENDED	2015 BUDGET REQUESTED	2015 BUDGET RECOMMENDED	2015 BUDGET ADOPTED
A-1185	CORONERS				
372	CORONER PD	\$9,200	\$9,200	\$9,200	\$9,200
757	CORONER PD	\$9,200	\$9,200	\$9,200	\$9,200
867	CORONER/COUNTY CLERK'S AIDE	\$16,101	\$16,262	\$16,262	\$16,262
1279	CORONER PD	\$9,200	\$9,200	\$9,200	\$9,200
1293	CORONER PD	\$9,200	\$9,200	\$9,200	\$9,200

*Position 867 CORONER/COUNTY CLERK'S AIDE is split with A-1410-10 COUNTY CLERK MAIN

County of Sullivan
GENERAL FUND OPERATING BUDGET

Account Number	Description	2014 AMENDED BUDGET	2015 DEPARTMENT REQUEST	2015 RECOMMENDED	2015 ADOPTED
Department : A-1185 - CORONERS					
Budgetary Appropriations					
10.1011	REGULAR PAY	\$53,276	\$53,062	\$53,062	\$53,062
10.1013	LONGEVITY	\$550	\$600	\$600	\$600
Total: Personal Services		\$53,826	\$53,662	\$53,662	\$53,662
41.4104	MILEAGE/TOLLS	\$3,500	\$3,500	\$3,500	\$3,500
41.4105	REGISTRATION FEES	\$800	\$800	\$800	\$800
42.4203	OFFICE SUPPLIES	\$5	\$25	\$25	\$25
42.4204	POSTAGE	\$150	\$160	\$160	\$160
42.4205	PRINTING	\$70	\$0	\$0	\$0
45.4501	SPEC DEPT SUPPLY MISC/OTHER	\$2,200	\$10,000	\$10,000	\$10,000
45.4507	MEDICAL/CLINICAL	\$3,000	\$0	\$0	\$0
45.4549	SAFETY	\$0	\$10,000	\$10,000	\$10,000
47.4703	DUES	\$440	\$440	\$440	\$440
47.4704	STENOGRAPHIC SERVICES	\$2,500	\$3,000	\$3,000	\$3,000
47.4710	DEPT MISC/OTHER	\$500	\$500	\$500	\$500
47.4713	CORONERS PHYSICIAN	\$3,000	\$3,000	\$3,000	\$3,000
47.4714	REMOVALS	\$14,000	\$14,000	\$14,000	\$14,000
47.4715	AUTOPSIES	\$90,000	\$120,000	\$120,000	\$120,000
47.4718	AUTOPSY ASSISTANT	\$15,000	\$17,000	\$17,000	\$17,000
47.4719	MORGUE FEES	\$24,000	\$40,000	\$40,000	\$40,000
47.4720	LABORATORY/XRAY EXPENSE	\$40,000	\$40,000	\$40,000	\$40,000
Total: Contract Services		\$199,165	\$262,425	\$262,425	\$262,425
80.8001	FICA AND MEDICARE	\$4,232	\$4,105	\$4,105	\$4,105
80.8002	HLTH INSUR ACTIVE EMPLOYEE	\$48,092	\$50,830	\$50,830	\$50,830
80.8004	HLTH INSUR OPT OUT	\$1,500	\$1,500	\$1,500	\$1,500
80.8005	RETIREMENT	\$8,235	\$3,122	\$8,892	\$8,892
80.8006	WORKERS COMPENSATION	\$2,691	\$2,683	\$2,683	\$2,683
80.8007	DISABILITY	\$508	\$508	\$508	\$508
Total: Employee Benefits		\$65,258	\$62,748	\$68,518	\$68,518
Total Budgetary Appropriations for A-1185		\$318,249	\$378,835	\$384,605	\$384,605
Budgetary Revenues					
R3035.R278	ST AID CORONERS - REIMBURSE - AUTOPSY	\$(6,000)	\$(3,000)	\$(3,000)	\$(3,000)
Total: State Aid		\$(6,000)	\$(3,000)	\$(3,000)	\$(3,000)
Total Budgetary Revenues for A-1185		\$(6,000)	\$(3,000)	\$(3,000)	\$(3,000)
COUNTY SHARE		\$312,249	\$375,835	\$381,605	\$381,605

A-3010 PUBLIC SAFETY ADMINISTRATION

Mission Statement

The mission of the Sullivan County Office of Emergency Management and Homeland Security (Public Safety Administration) is to act as the lead agency for organization of the response of county resources, to assist all residents and visitors during a natural or manmade disaster and incidents that involve Homeland Security, and to act as the liaison agency for county government, local organizations, the New York State Office of Emergency Management (SEMO) and any federal agency that could assist the county during an emergency incident.

	<u>2014 Amended</u>	<u>2015 Adopted</u>
Budgetary Appropriations		
Personal Services	\$98,204	\$100,011
Equipment	\$12,467	\$0
Contract Services	\$72,183	\$68,953
Employee Benefits	\$31,603	\$35,763
Total Budgetary Appropriations	\$214,457	\$204,727
Budgetary Revenues		
Departmental Revenue	\$17,750	\$30,750
State Aid	\$839	\$33,328
Federal Aid	\$60,000	\$0
Total Budgetary Revenues	\$78,589	\$64,078
 County Share	 \$135,868	 \$140,649
 Positions	 3	 3

A3010 PUBLIC SAFETY ADMINISTRATION

Office of Emergency Management/Homeland Security represents the County to work with the state and federal agencies that have responsibilities to respond to emergency incidents that are manmade and natural disasters in scope. The county OEM also is the liaison to the New York State Police, New York State Dept of Transportation, National Park Service, FBI, NYC DEP, NYS DEC, Sullivan County BOCES, Catskill Regional Medical Center and National Weather Service.

New York State provides funding for training instructors, and OEM receives federal grants for homeland security equipment.

The Office of Emergency Management and Homeland Security is a non-mandated office, however, it is responsible to ensure compliance with Federal NIMS training requirements under Homeland Security Presidential Directive 5 NIMS and the NRP.

Program Areas and Services

Actual County Cost of Program/Activity 2013: \$123,798

Service Provided: Provide and run the County Emergency Operations Center (EOC) during storms and disasters, as well as work with county E-911 Center to provide information to citizens by way of the NY ALERT system through announcements and broadcast data; Produce through the Local Emergency Management Committee (LEPC) the County Master Plan (SCEMP) for emergency response and provide training to all municipal and elected officials in federal mandated NIMS and command training. Office also runs the County Emergency Services Training Center which has classrooms, and training tower and associated area for driver training etc. This facility is used for police, fire and EMS training. Office also has a mobile command truck which can be deployed to multi-agency incidents and hazardous materials response trailers and equipment for large hazmat calls.

Population Served: All county residents and visitors

**OFFICE OF EMERGENCY MANAGEMENT/
HOMELAND SECURITY**
Commissioner of Public Safety/Director

Emergency Services Training Center
Coordinator

Emergency Services Training Center
Facilitator PD

PUBLIC SAFETY ADMINISTRATION

PUBLIC SAFETY ADMINISTRATION

Personal Services:	AMENDED 2014	REQUESTED 2015	RECOMMENDED 2015	ADOPTED 2015
COMMISSIONER PUBLIC SAFETY	1	1	1	1
EMERG SVC TR CTR FACILTATOR PD	1	1	1	1
EMERGENCY SVCS TRN CTR COORD	1	1	1	1
	<u>3</u>	<u>3</u>	<u>3</u>	<u>3</u>

2015 BUDGET SALARIES BY DEPARTMENT

POSITION NUMBER	POSITION DESCRIPTION	2014 BUDGET AMENDED	2015 BUDGET REQUESTED	2015 BUDGET RECOMMENDED	2015 BUDGET ADOPTED
A-3010	PUBLIC SAFETY ADMINISTRATION				
2155	EMERGENCY SVCS TRN CTR COORD	\$41,532	\$41,947	\$41,947	\$41,947
2446	COMMISSIONER PUBLIC SAFETY	\$53,687	\$54,224	\$54,224	\$54,224
2964	EMERG SVC TR CTR FACILTATOR PD	\$1,000	\$2,000	\$2,000	\$2,000

County of Sullivan
GENERAL FUND OPERATING BUDGET

Account Number	Description	2014 AMENDED BUDGET	2015 DEPARTMENT REQUEST	2015 RECOMMENDED	2015 ADOPTED
Department : A-3010 - PUBLIC SAFETY ADMINISTRATION					
Budgetary Appropriations					
10.1011	REGULAR PAY	\$96,540	\$98,171	\$98,171	\$98,171
10.1012	OVERTIME PAY	\$0	\$0	\$0	\$0
10.1013	LONGEVITY	\$1,664	\$1,840	\$1,840	\$1,840
Total: Personal Services		\$98,204	\$100,011	\$100,011	\$100,011
21.2106	ELECTRONIC/COMPUTER EQUIP	\$12,467	\$0	\$0	\$0
Total: Equipment		\$12,467	\$0	\$0	\$0
40.4045	DREAM PROJECT/PUBLIC SAFETY	\$33,048	\$40,897	\$33,048	\$33,048
41.4104	MILEAGE/TOLLS	\$100	\$100	\$100	\$100
41.4106	REPAIRS/MAINTENANCE	\$5,000	\$10,000	\$10,000	\$10,000
42.4201	ADVERTISING	\$25	\$25	\$25	\$25
42.4203	OFFICE SUPPLIES	\$100	\$200	\$200	\$200
42.4204	POSTAGE	\$100	\$150	\$150	\$150
42.4205	PRINTING	\$2,236	\$2,120	\$2,120	\$2,120
42.4207	FURNITURE	\$110	\$0	\$0	\$0
44.4405	PHONE LAND LINES	\$0	\$0	\$0	\$0
44.4406	WIRELESS COMMUNICATIONS	\$1,986	\$1,550	\$1,550	\$1,550
45.4506	PUBLIC SAFETY	\$8,482	\$5,000	\$5,000	\$5,000
45.4541	SM EQUIP TOOLS APPLNCS, SM ELECT	\$622	\$0	\$0	\$0
47.4703	DUES	\$50	\$50	\$50	\$50
47.4707	MAINTENANCE IN LIEU OF RENT	\$7,200	\$7,200	\$7,200	\$7,200
47.4708	INSURANCE	\$3,150	\$3,260	\$3,260	\$3,260
47.4717	BLDG/PROP/EQUIP REPAIRS&MAINTNCE	\$2,720	\$5,000	\$5,000	\$5,000
47.4732	BLDG/PROP ELECTRONIC MONITORING	\$7,254	\$1,250	\$1,250	\$1,250
Total: Contract Services		\$72,183	\$76,802	\$68,953	\$68,953
80.8001	FICA AND MEDICARE	\$7,742	\$9,065	\$9,065	\$9,065
80.8002	HLTH INSUR ACTIVE EMPLOYEE	\$749	\$749	\$749	\$749
80.8004	HLTH INSUR OPT OUT	\$3,000	\$3,000	\$3,000	\$3,000
80.8005	RETIREMENT	\$14,976	\$20,145	\$16,572	\$16,572
80.8006	WORKERS COMPENSATION	\$4,910	\$5,925	\$5,925	\$5,925
80.8007	DISABILITY	\$226	\$452	\$452	\$452
Total: Employee Benefits		\$31,603	\$39,336	\$35,763	\$35,763
Total Budgetary Appropriations for A-3010		\$214,457	\$216,149	\$204,727	\$204,727
Budgetary Revenues					
R1289.R247	GEN GOV DEPT INCOME - MISC FEE/REIMBURSMNT	\$0	\$0	\$0	\$0
R1289.R309	GEN GOV DEPT INCOME - STOP DWI CHRGBK	\$(30,750)	\$(30,750)	\$(30,750)	\$(30,750)
Total: Departmental Revenue		\$(30,750)	\$(30,750)	\$(30,750)	\$(30,750)
R3306.R167	ST AID HOMELAND SECRTY - DEPARTMENTAL AID	\$(47,839)	\$(33,328)	\$(33,328)	\$(33,328)
Total: State Aid		\$(47,839)	\$(33,328)	\$(33,328)	\$(33,328)
R4389.R188	FED AID PUBLIC SAFETY - EMERGENCY MANAGMNT	\$0	\$0	\$0	\$0
Total: Federal Aid		\$0	\$0	\$0	\$0
Total Budgetary Revenues for A-3010		\$(78,589)	\$(64,078)	\$(64,078)	\$(64,078)
COUNTY SHARE		\$135,868	\$152,071	\$140,649	\$140,649

A-3020 PUBLIC SAFETY COMMUNICATION E911

Mission Statement

The mission of Sullivan County 9-1-1 is to provide all residents of and visitors to Sullivan County with professional, expedient and efficient 9-1-1 dispatch services for all Fire, EMS, and Police emergency calls, and to answer all non-emergency calls promptly and courteously and either resolve the caller's issue or refer the caller to the appropriate person or agency who can resolve the issue.

	<u>2014 Amended</u>	<u>2015 Adopted</u>
Budgetary Appropriations		
Personal Services	\$923,519	\$931,406
Equipment	\$298,047	\$0
Contract Services	\$118,381	\$246,752
Employee Benefits	\$496,321	\$502,660
Interfund Transfer Debt Service	\$0	\$0
Total Budgetary Appropriations	\$1,836,268	\$1,680,818
Budgetary Revenues		
Departmental Revenue	\$381,305	\$380,887
State Aid	\$301,047	\$0
Federal Aid	\$0	\$0
Interfund Transfer General Fun	\$0	\$0
Total Budgetary Revenues	\$682,352	\$380,887
County Share	\$1,153,916	\$1,299,931
Positions	19	19

A3020 E-911 Communications

Sullivan County E-911 Communications provides residents and visitors to Sullivan County with professional, expedient and efficient emergency dispatch for Fire, Police and Ambulance services. E-911 handles emergency call taking & dispatch of emergency Fire, Law Enforcement, and EMS personnel, as well as dispatch of coroners, utility companies, medevac, local, state & federal resources. The department acts as the afterhours contact for Division of Public Works related calls. It provides resource management for emergency services agencies & personnel, providing on-scene communications support in the event of a mobile command post activation and staffing the Emergency Operation Center as necessary during major events.

The department receives its revenues primarily from local tax dollars. A modest reimbursement of certain 911 expenses is received from the NYS Department of State as part of the monies collected under the E911 wireless surcharge program. Sullivan County E-911 is a non-mandated service.

Program Areas and Services

Actual County Cost of Program/Activity 2013: \$1,079,442

Service Provided by Program: E911 call taking & dispatch of emergency personnel, utility companies, local, state & federal resources; after hours contact for DPW related calls; resource management for emergency services agencies & personnel.

Population Served by Program: All Sullivan County residents and visitors

**SULLIVAN COUNTY 911
COMMUNICATIONS**
E-911 Coordinator

Chief Emergency Services
Dispatcher

Senior Emergency Services
Dispatcher (5)

Emergency
Services
Dispatcher Per
Diem (2)

Emergency
Services
Dispatcher (9)

Emergency
Services
Dispatcher RPT

PUBLIC SAFETY COMMUNICATION E911

PUBLIC SAFETY COMMUNICATION E911

Personal Services:	AMENDED	REQUESTED	RECOMMENDED	ADOPTED
	2014	2015	2015	2015
CHIEF EMERGENCY SVS DISPATCHER	1	1	1	1
E-911 COORDINATOR	1	1	1	1
EMERGENCY SVCS DISPATCHER PD	2	2	2	2
EMERGENCY SVS DISPATCHER	9	9	9	9
EMERGENCY SVS DISPATCHER RPT	1	1	1	1
SENIOR EMERGENCY SVS DISPATCH	4	4	4	4
SENIOR EMERGENCY SVS DISPATCHER	1	1	1	1
	<u>19</u>	<u>19</u>	<u>19</u>	<u>19</u>

2015 BUDGET SALARIES BY DEPARTMENT

POSITION NUMBER	POSITION DESCRIPTION	2014 BUDGET AMENDED	2015 BUDGET REQUESTED	2015 BUDGET RECOMMENDED	2015 BUDGET ADOPTED
A-3020	PUBLIC SAFETY COMMUNICATION E911				
107	EMERGENCY SVS DISPATCHER	\$37,380	\$39,836	\$39,836	\$39,836
594	CHIEF EMERGENCY SVS DISPATCHER	\$61,416	\$62,030	\$62,030	\$62,030
605	EMERGENCY SVS DISPATCHER	\$43,513	\$43,948	\$43,948	\$43,948
610	SENIOR EMERGENCY SVS DISPATCH	\$48,735	\$49,222	\$49,222	\$49,222
651	EMERGENCY SVS DISPATCHER	\$37,380	\$37,754	\$37,754	\$37,754
936	SENIOR EMERGENCY SVS DISPATCH	\$52,837	\$53,365	\$53,365	\$53,365
989	SENIOR EMERGENCY SVS DISPATCH	\$55,366	\$55,920	\$55,920	\$55,920
1066	EMERGENCY SVS DISPATCHER	\$43,513	\$43,948	\$43,948	\$43,948
2127	EMERGENCY SVS DISPATCHER	\$43,513	\$43,948	\$43,948	\$43,948
2128	EMERGENCY SVS DISPATCHER	\$41,532	\$41,947	\$41,947	\$41,947
2129	EMERGENCY SVS DISPATCHER	\$43,513	\$43,948	\$43,948	\$43,948
2138	E-911 COORDINATOR	\$65,208	\$65,860	\$65,860	\$65,860
2182	EMERGENCY SVS DISPATCHER RPT	\$29,000	\$29,000	\$29,000	\$29,000
2299	EMERGENCY SVS DISPATCHER	\$37,380	\$38,795	\$38,795	\$38,795
2553	SENIOR EMERGENCY SVS DISPATCH	\$52,837	\$53,365	\$53,365	\$53,365
2562	EMERGENCY SVS DISPATCHER	\$43,513	\$43,948	\$43,948	\$43,948
2865	EMERGENCY SVCS DISPATCHER PD	\$12,000	\$12,000	\$12,000	\$12,000
2872	SENIOR EMERGENCY SVS DISPATCHER	\$48,735	\$49,222	\$49,222	\$49,222
2885	EMERGENCY SVCS DISPATCHER PD	\$12,000	\$12,000	\$12,000	\$12,000

County of Sullivan
GENERAL FUND OPERATING BUDGET

Account Number	Description	2014 AMENDED BUDGET	2015 DEPARTMENT REQUEST	2015 RECOMMENDED	2015 ADOPTED
Department : A-3020 - PUBLIC SAFETY COMMUNICATION E911					
Budgetary Appropriations					
10.1011	REGULAR PAY	\$814,069	\$820,056	\$820,056	\$820,056
10.1012	OVERTIME PAY	\$70,000	\$71,750	\$71,750	\$71,750
10.1013	LONGEVITY	\$17,950	\$18,100	\$18,100	\$18,100
10.1014	SHIFT DIFFERENTIAL PAY	\$20,000	\$20,000	\$20,000	\$20,000
10.1015	OTHER PAY	\$1,500	\$1,500	\$1,500	\$1,500
Total: Personal Services		\$923,519	\$931,406	\$931,406	\$931,406
21.2106	ELECTRONIC/COMPUTER EQUIP	\$298,047	\$0	\$0	\$0
Total: Equipment		\$298,047	\$0	\$0	\$0
41.4102	LODGING	\$0	\$400	\$400	\$400
41.4104	MILEAGE/TOLLS	\$1,550	\$1,500	\$1,300	\$1,300
41.4105	REGISTRATION FEES	\$0	\$300	\$300	\$300
42.4203	OFFICE SUPPLIES	\$600	\$1,000	\$1,000	\$1,000
42.4204	POSTAGE	\$125	\$125	\$125	\$125
42.4205	PRINTING	\$2,118	\$2,118	\$2,118	\$2,118
42.4207	FURNITURE	\$2,000	\$500	\$500	\$500
43.4307	COMPUTER OTHER	\$0	\$0	\$138,576	\$138,576
44.4405	PHONE LAND LINES	\$61,068	\$53,000	\$53,000	\$53,000
44.4406	WIRELESS COMMUNICATIONS	\$1,760	\$2,000	\$1,000	\$1,000
45.4501	SPEC DEPT SUPPLY MISC/OTHER	\$900	\$900	\$750	\$750
45.4506	PUBLIC SAFETY	\$222	\$750	\$750	\$750
46.4602	EMPL MEAL ALLOWANCE	\$150	\$150	\$150	\$150
46.4603	EMPL UNIFORM ALLOWANCE	\$9,500	\$10,385	\$10,385	\$10,385
46.4607	ANSWERING SERVICE	\$600	\$300	\$300	\$300
46.4612	EMPL TRAINING	\$3,000	\$3,000	\$2,000	\$2,000
47.4701	RENTALS	\$17,140	\$17,700	\$17,700	\$17,700
47.4702	EQUIP SERVICE/REPAIRS	\$233	\$0	\$0	\$0
47.4703	DUES	\$100	\$100	\$100	\$100
47.4707	MAINTENANCE IN LIEU OF RENT	\$12,798	\$12,798	\$12,798	\$12,798
47.4709	INTERPRETERS FEES	\$750	\$0	\$0	\$0
47.4710	DEPT MISC/OTHER	\$500	\$500	\$500	\$500
47.4717	BLDG/PROP/EQUIP REPAIRS&MAINTNCE	\$3,267	\$3,500	\$3,000	\$3,000
Total: Contract Services		\$118,381	\$111,026	\$246,752	\$246,752
80.8001	FICA AND MEDICARE	\$71,789	\$65,688	\$65,688	\$65,688
80.8002	HLTH INSUR ACTIVE EMPLOYEE	\$236,290	\$236,057	\$236,057	\$236,057
80.8004	HLTH INSUR OPT OUT	\$1,500	\$1,500	\$1,500	\$1,500
80.8005	RETIREMENT	\$141,895	\$145,973	\$154,334	\$154,334
80.8006	WORKERS COMPENSATION	\$42,700	\$42,934	\$42,934	\$42,934
80.8007	DISABILITY	\$2,147	\$2,147	\$2,147	\$2,147
Total: Employee Benefits		\$496,321	\$494,299	\$502,660	\$502,660
Total Budgetary Appropriations for A-3020		\$1,836,268	\$1,536,731	\$1,680,818	\$1,680,818
Budgetary Revenues					
R1140.R407	EMRGNCY PHONE SURCHRG - LAND LINE	\$(97,000)	\$(97,000)	\$(97,000)	\$(97,000)
R1140.R408	EMRGNCY PHONE SURCHRG - WIRELESS	\$(130,000)	\$(130,000)	\$(130,000)	\$(130,000)
R1140.R409	EMRGNCY PHONE SURCHRG - VOIP	\$(63,000)	\$(63,000)	\$(63,000)	\$(63,000)
R1589.R247	PUBLIC SAFETY FEE - MISC FEE/REIMBURSMNT	\$(91,305)	\$(90,887)	\$(90,887)	\$(90,887)
Total: Departmental Revenue		\$(381,305)	\$(380,887)	\$(380,887)	\$(380,887)
R3389.R167	ST AID PUBLIC SAFETY - DEPARTMENTAL AID	\$(301,047)	\$0	\$0	\$0
Total: State Aid		\$(301,047)	\$0	\$0	\$0
R4389.R338	FED AID PUBLIC SAFETY - OTHER	\$0	\$0	\$0	\$0
Total: Federal Aid		\$0	\$0	\$0	\$0

County of Sullivan
GENERAL FUND OPERATING BUDGET

Account Number	Description	2014 AMENDED BUDGET	2015 DEPARTMENT REQUEST	2015 RECOMMENDED	2015 ADOPTED
Department : A-3020 - PUBLIC SAFETY COMMUNICATION E911					
	Total Budgetary Revenues for A-3020	\$(682,352)	\$(380,887)	\$(380,887)	\$(380,887)
	COUNTY SHARE	\$1,153,916	\$1,155,844	\$1,299,931	\$1,299,931

Sheriffs Office

Mission Statement

It is the mission of the Sullivan County Sheriff's Office to provide professional, high quality and effective law enforcement services in partnership with criminal justice entities, county, local government and the public. We believe that our work has a vital and positive impact on the quality of life in our communities.

	2014 Amended	2015 Adopted
Budgetary Appropriations		
Personal Services	\$11,072,579	\$11,119,664
Equipment	\$302,282	\$257,000
Contract Services	\$2,568,263	\$2,340,333
Employee Benefits	\$5,435,500	\$5,704,018
Total Budgetary Appropriations	\$19,378,624	\$19,421,015
Budgetary Revenues		
Departmental Revenue	\$852,500	\$943,187
State Aid	\$35,650	\$4,000
Federal Aid	\$124,000	\$201,650
Total Budgetary Revenues	\$1,012,150	\$1,148,837
 County Share	 \$18,366,474	 \$18,272,178
 Positions	 178	 177

A-3110-29 SH - PATROL

	<u>2014 Amended</u>	<u>2015 Adopted</u>
Budgetary Appropriations		
Personal Services	\$3,382,121	\$3,436,301
Equipment	\$302,282	\$257,000
Contract Services	\$668,654	\$688,300
Employee Benefits	\$1,510,008	\$1,617,291
Total Budgetary Appropriations	<u>\$5,863,065</u>	<u>\$5,998,892</u>
Budgetary Revenues		
Departmental Revenue	\$241,500	\$348,687
State Aid	\$35,650	\$4,000
Federal Aid	\$124,000	\$201,650
Total Budgetary Revenues	<u>\$401,150</u>	<u>\$554,337</u>
County Share	<u>\$5,461,915</u>	<u>\$5,444,555</u>
Positions	48	47

A-3110-30 SH - CIVIL

	<u>2014 Amended</u>	<u>2015 Adopted</u>
Budgetary Appropriations		
Personal Services	\$529,040	\$534,760
Equipment	\$0	\$0
Contract Services	\$71,048	\$77,400
Employee Benefits	\$244,386	\$291,400
Total Budgetary Appropriations	<u>\$844,474</u>	<u>\$903,560</u>
Budgetary Revenues		
Departmental Revenue	\$190,000	\$190,000
Total Budgetary Revenues	<u>\$190,000</u>	<u>\$190,000</u>
County Share	<u>\$654,474</u>	<u>\$713,560</u>
Positions	9.5	9.5

A-3110-31 SH - SECURITY

	<u>2014 Amended</u>	<u>2015 Adopted</u>
Budgetary Appropriations		
Personal Services	\$295,985	\$319,212
Equipment	\$0	\$0
Contract Services	\$13,848	\$10,250
Employee Benefits	\$197,233	\$202,697
Total Budgetary Appropriations	<u>\$507,066</u>	<u>\$532,159</u>
Budgetary Revenues		
Departmental Revenue	\$275,000	\$275,000
State Aid	\$0	\$0
Total Budgetary Revenues	<u>\$275,000</u>	<u>\$275,000</u>
County Share	<u>\$232,066</u>	<u>\$257,159</u>
Positions	6	6

A-3110-32 SH - COURT OFFICERS

	<u>2014 Amended</u>	<u>2015 Adopted</u>
Budgetary Appropriations		
Personal Services	\$0	\$0
Contract Services	\$0	\$0
Employee Benefits	\$0	\$0
Total Budgetary Appropriations	<u>\$0</u>	<u>\$0</u>
Budgetary Revenues		
State Aid	\$0	\$0
Total Budgetary Revenues	<u>\$0</u>	<u>\$0</u>
County Share	<u>\$0</u>	<u>\$0</u>

A-3150 JAIL

	<u>2014 Amended</u>	<u>2015 Adopted</u>
Budgetary Appropriations		
Personal Services	\$6,865,433	\$6,829,391
Equipment	\$0	\$0
Contract Services	\$1,814,713	\$1,564,383
Employee Benefits	\$3,483,873	\$3,592,630
Total Budgetary Appropriations	<u>\$12,164,019</u>	<u>\$11,986,404</u>
Budgetary Revenues		
Departmental Revenue	\$146,000	\$129,500
State Aid	\$0	\$0
Federal Aid	\$0	\$0
Total Budgetary Revenues	<u>\$146,000</u>	<u>\$129,500</u>
County Share	<u>\$12,018,019</u>	<u>\$11,856,904</u>
Positions	114.5	114.5

A3110, A3150 SULLIVAN COUNTY SHERIFF

It is the mission of the Sullivan County Sheriff's Office to provide professional, high quality and effective law enforcement services in partnership with criminal justice entities, county, local government and the public. We believe that our work has a vital and positive impact on the quality of life in our communities. To demonstrate our commitment to our profession both on and off duty, we subscribe to the following values:

Pride – The Sheriff's Office recognizes that its employees are the vital component to the successful delivery of police, correctional and civil law enforcement services. We believe that we can achieve our highest potential by actively involving our employees in problem solving and improving the services we provide by taking ownership and pride in our delivery of services.

Integrity – Integrity is defined as being honest, moral, upright and sincere. Public trust can only exist with our exhibiting integrity and respect as individuals and as an organization. The foundation of the Sheriff's Office is the high level of integrity of its employees and the courage of its management to hold employees to that standard.

Professionalism – Recognizing the changing and diverse needs of the community, the Sheriff's Office promotes and encourages a policy of individual and organizational professional excellence which is delivered and enhanced through continuing education and regular training.

Fairness – Members shall uphold laws in an ethical, impartial, courteous and professional manner while respecting the rights and dignity of all persons. We shall strive to achieve a balance in the exercise of our powers which reflects both the spirit and the letter of the law.

The Sullivan County Sheriff's Office receives some outside funding through grants, forfeitures and fees, however, the allowable uses for these funds are limited. Primarily, the Sheriff's Office is funded directly from the County.

The Sheriff's Office provides road patrol as required by the Sullivan County Charter. The Civil department is mandated under NYS County Law. The County Jail is mandated by the State and overseen by the NYS Commission on Corrections. Operations at the Jail are very strictly regulated and it is the only department under the Sheriff that has mandated staffing levels.

Program Areas and Services

Patrol

Actual County Cost of Program/Activity 2013: \$4,806,743

Service Provided: The Patrol Division is tasked with a wide variety of duties with a common goal of providing a comprehensive response to the public safety needs of the citizens of Sullivan County. Tasks include but are not limited to road patrols, investigations, youth outreach, and responding to emergency requests.

Population Served: All County Residents and Visitors

Civil

Actual County Cost of Program/Activity 2013: \$635,909

Service Provided: Handle all civil aspects of the Sheriff's office as mandated by New York State County Law. Tasks may include but are not limited to collection of fees, poundage and expenses with respect to all civil processes, and enforcement of civil arrest warrants.

Population Served: All County Residents and Visitors

Security

Actual County Cost of Program/Activity 2013: \$209,285

Service Provided: Provide security at County facilities including the Government Center in Monticello and Travis Building/Family Services in Liberty

Population Served: All County Residents and Visitors

Court Officers

Actual County Cost of Program/Activity 2013: \$8,882

Service Provided: Provide services of court officer to the County Court system

Population Served: All County Residents and Visitors

Jail/Corrections

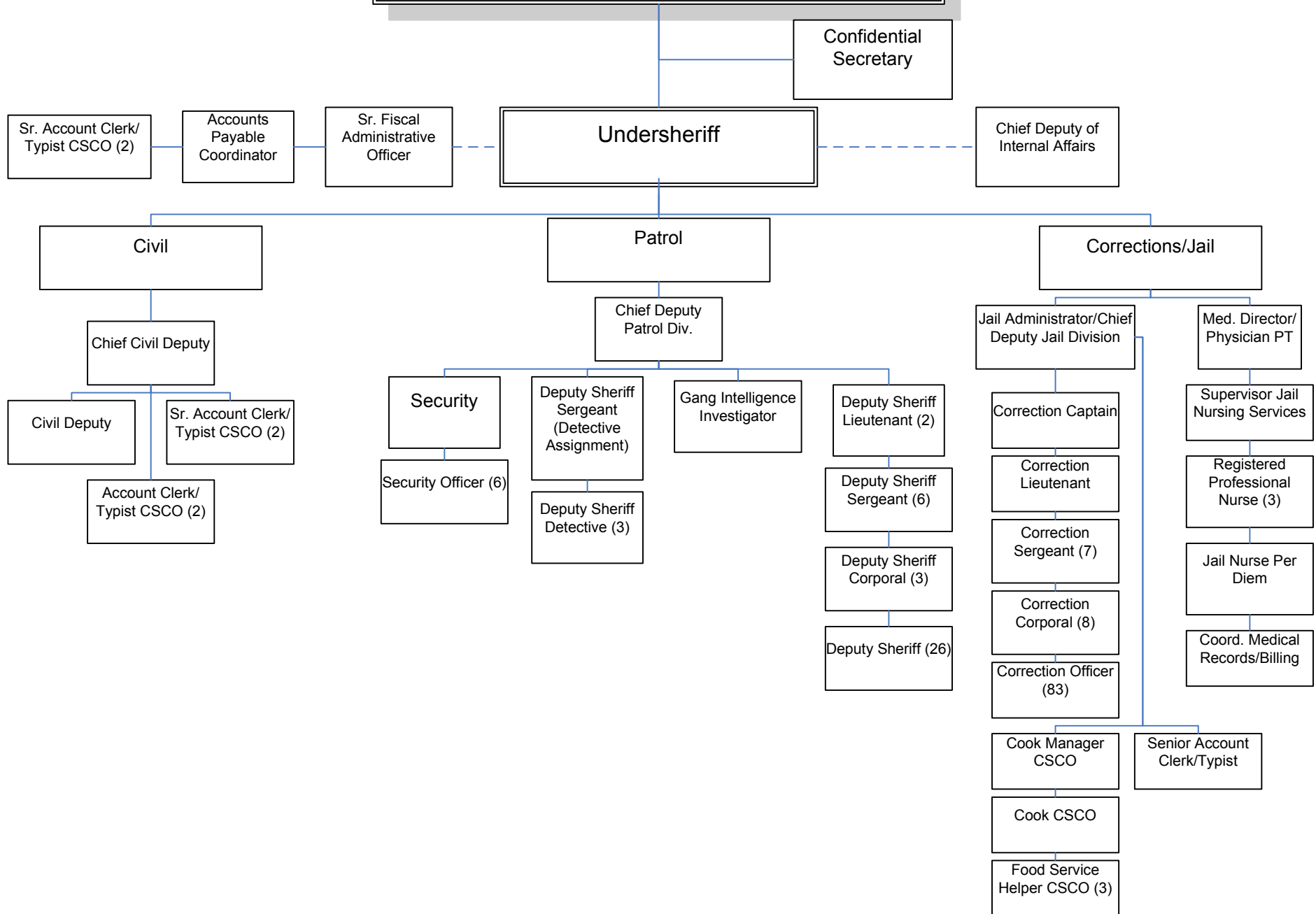
Actual County Cost of Program/Activity 2013: \$11,739,999

Service Provided: Receive and safely keep all prisoners lawfully committed to his custody; maintain facility and staffing in accordance with rules and regulations as established by the NYS Commission on Corrections

Population Served: All County Residents and Visitors

SULLIVAN COUNTY SHERIFF'S OFFICE

Sullivan County Sheriff



Sheriffs Office

SH - PATROL

Personal Services:	AMENDED	REQUESTED	RECOMMENDED	ADOPTED
	2014	2015	2015	2015
CHIEF DEP-PATROL DIV/INTERNAF	1	1	1	1
DEPUTY SHERIFF	24	29	26	27
DEPUTY SHERIFF (TEMPORARY)	4	4	0	0
DEPUTY SHERIFF CORPORAL	3	3	3	3
DEPUTY SHERIFF LIEUTENANT	2	2	2	2
DEPUTY SHERIFF SERGEANT	7	7	7	7
DEPUTY SHERIFF(DETECTIVE ASSIGN)	3	3	3	3
GANG INTELLIGENCE INVESTIGATOR	1	1	1	1
SENIOR ACCOUNT CL/TYP (CSCO)	2	2	2	2
SHERIFF'S DEPT ACCT. PAY. COOR	1	1	1	1
	48	53	46	47

2015 BUDGET SALARIES BY DEPARTMENT

POSITION NUMBER	POSITION DESCRIPTION	2014 BUDGET AMENDED	2015 BUDGET REQUESTED	2015 BUDGET RECOMMENDED	2015 BUDGET ADOPTED
A-3110-29	SH - PATROL				
	DEPUTY SHERIFF	\$0	\$51,901	\$0	\$0
	DEPUTY SHERIFF	\$0	\$51,901	\$0	\$51,901
	DEPUTY SHERIFF	\$0	\$51,901	\$0	\$0
	DEPUTY SHERIFF	\$0	\$51,901	\$51,901	\$51,901
	DEPUTY SHERIFF	\$0	\$51,901	\$51,901	\$51,901
9	DEPUTY SHERIFF SERGEANT	\$81,548	\$82,363	\$82,363	\$82,363
27	DEPUTY SHERIFF	\$66,046	\$66,706	\$66,706	\$66,706
113	DEPUTY SHERIFF SERGEANT	\$80,563	\$81,369	\$81,369	\$81,369
258	DEPUTY SHERIFF SERGEANT	\$80,563	\$81,369	\$81,369	\$81,369
271	DEPUTY SHERIFF	\$67,069	\$67,740	\$67,740	\$67,740
281	DEPUTY SHERIFF CORPORAL	\$79,595	\$80,391	\$80,391	\$80,391
308	DEPUTY SHERIFF LIEUTENANT	\$86,338	\$87,201	\$87,201	\$87,201
329	DEPUTY SHERIFF	\$55,036	\$55,586	\$55,586	\$55,586
340	DEPUTY SHERIFF	\$64,553	\$66,706	\$66,706	\$66,706
358	DEPUTY SHERIFF(DETECTIVE ASSIGN)	\$81,548	\$82,363	\$82,363	\$82,363
414	DEPUTY SHERIFF	\$66,046	\$66,706	\$66,706	\$66,706
445	DEPUTY SHERIFF CORPORAL	\$77,500	\$78,275	\$78,275	\$78,275
593	DEPUTY SHERIFF	\$51,387	\$51,901	\$51,901	\$51,901
817	DEPUTY SHERIFF	\$53,766	\$55,586	\$55,586	\$55,586
924	SENIOR ACCOUNT CL/TYP (CSCO)	\$39,802	\$39,802	\$39,802	\$39,802
948	DEPUTY SHERIFF	\$64,553	\$66,706	\$66,706	\$66,706
985	DEPUTY SHERIFF	\$71,295	\$72,008	\$72,008	\$72,008
995	DEPUTY SHERIFF	\$53,766	\$55,586	\$55,586	\$55,586
1147	DEPUTY SHERIFF SERGEANT	\$77,695	\$78,472	\$78,472	\$78,472
1194	DEPUTY SHERIFF CORPORAL	\$77,500	\$78,275	\$78,275	\$78,275

2015 BUDGET SALARIES BY DEPARTMENT

POSITION NUMBER	POSITION DESCRIPTION	2014 BUDGET AMENDED	2015 BUDGET REQUESTED	2015 BUDGET RECOMMENDED	2015 BUDGET ADOPTED
A-3110-29	SH - PATROL				
1325	SENIOR ACCOUNT CL/TYP (CSCO)	\$41,302	\$41,302	\$41,302	\$41,302
1621	SHERIFF'S DEPT ACCT. PAY. COOR	\$39,802	\$39,802	\$39,802	\$39,802
1622	DEPUTY SHERIFF	\$64,553	\$65,199	\$65,199	\$65,199
1963	DEPUTY SHERIFF	\$71,295	\$72,008	\$72,008	\$72,008
1964	DEPUTY SHERIFF SERGEANT	\$81,548	\$82,363	\$82,363	\$82,363
2295	DEPUTY SHERIFF	\$66,046	\$66,706	\$66,706	\$66,706
2296	DEPUTY SHERIFF	\$68,112	\$68,793	\$68,793	\$68,793
2370	DEPUTY SHERIFF LIEUTENANT	\$86,338	\$87,201	\$87,201	\$87,201
2375	DEPUTY SHERIFF	\$64,553	\$65,199	\$65,199	\$65,199
2376	DEPUTY SHERIFF	\$66,046	\$66,706	\$66,706	\$66,706
2432	DEPUTY SHERIFF	\$64,553	\$65,199	\$65,199	\$65,199
2433	DEPUTY SHERIFF	\$53,766	\$55,586	\$55,586	\$55,586
2527	CHIEF DEP-PATROL DIV/INTERNAF	\$86,944	\$87,813	\$87,813	\$87,813
2580	GANG INTELLIGENCE INVESTIGATOR	\$81,548	\$82,363	\$82,363	\$82,363
2591	DEPUTY SHERIFF(DETECTIVE ASSIGN)	\$81,548	\$82,363	\$82,363	\$82,363
2592	DEPUTY SHERIFF	\$64,553	\$65,199	\$65,199	\$65,199
2671	DEPUTY SHERIFF(DETECTIVE ASSIGN)	\$80,563	\$82,363	\$82,363	\$82,363
2880	DEPUTY SHERIFF SERGEANT	\$81,548	\$82,363	\$82,363	\$82,363
2881	DEPUTY SHERIFF SERGEANT	\$79,595	\$80,391	\$80,391	\$80,391
2934	DEPUTY SHERIFF (TEMPORARY)	\$15,750	\$15,750	\$0	\$0
2935	DEPUTY SHERIFF (TEMPORARY)	\$15,750	\$15,750	\$0	\$0
2936	DEPUTY SHERIFF (TEMPORARY)	\$15,750	\$15,750	\$0	\$0
2937	DEPUTY SHERIFF (TEMPORARY)	\$15,750	\$15,750	\$0	\$0
2938	DEPUTY SHERIFF	\$51,387	\$54,304	\$54,304	\$54,304
2939	DEPUTY SHERIFF	\$51,387	\$54,304	\$54,304	\$54,304
2958	DEPUTY SHERIFF	\$51,387	\$54,304	\$54,304	\$54,304
2959	DEPUTY SHERIFF	\$51,387	\$54,304	\$54,304	\$54,304
2960	DEPUTY SHERIFF	\$68,112	\$68,793	\$68,793	\$68,793

Sheriffs Office

SH - CIVIL

Personal Services:	AMENDED	REQUESTED	RECOMMENDED	ADOPTED
	2014	2015	2015	2015
ACCOUNT CLERK/TYPIST (CSCO)	2	2	2	2
CIVIL DEPUTY	1	1	1	1
CONFIDENTIAL SECRETARY SHERIFF	1	1	1	1
JAIL ADMINISTRATOR	1	1	1	1
SENIOR ACCOUNT CL/TYP (CSCO)	2	2	2	2
SHERIFF	1	1	1	1
SR FISCAL ADMINISTRATIVE OFFICER	1	1	1	1
UNDERSHERIFF	1	1	1	1
	<u>10</u>	<u>10</u>	<u>10</u>	<u>10</u>

2015 BUDGET SALARIES BY DEPARTMENT

POSITION NUMBER	POSITION DESCRIPTION	2014 BUDGET AMENDED	2015 BUDGET REQUESTED	2015 BUDGET RECOMMENDED	2015 BUDGET ADOPTED
A-3110-30	SH - CIVIL				
41	CIVIL DEPUTY	\$54,758	\$54,758	\$54,758	\$54,758
194	JAIL ADMINISTRATOR	\$16,628	\$16,795	\$16,795	\$16,795
331	SHERIFF	\$88,928	\$89,817	\$89,817	\$89,817
344	ACCOUNT CLERK/TYPIST (CSCO)	\$31,483	\$31,483	\$31,483	\$31,483
390	ACCOUNT CLERK/TYPIST (CSCO)	\$31,483	\$31,483	\$31,483	\$31,483
440	UNDERSHERIFF	\$87,650	\$88,527	\$88,527	\$88,527
774	SENIOR ACCOUNT CL/TYP (CSCO)	\$39,802	\$39,802	\$39,802	\$39,802
790	SENIOR ACCOUNT CL/TYP (CSCO)	\$39,802	\$39,802	\$39,802	\$39,802
2543	SR FISCAL ADMINISTRATIVE OFFICER	\$87,650	\$86,846	\$86,846	\$86,846
2763	CONFIDENTIAL SECRETARY SHERIFF	\$55,685	\$56,242	\$56,242	\$56,242

Sheriffs Office

SH - SECURITY

Personal Services:	AMENDED	REQUESTED	RECOMMENDED	ADOPTED
	2014	2015	2015	2015
SECURITY OFFICER	<u>6</u>	<u>6</u>	<u>6</u>	<u>6</u>
	6	6	6	6

2015 BUDGET SALARIES BY DEPARTMENT

POSITION NUMBER	POSITION DESCRIPTION	2014 BUDGET AMENDED	2015 BUDGET REQUESTED	2015 BUDGET RECOMMENDED	2015 BUDGET ADOPTED
A-3110-31	SH - SECURITY				
261	SECURITY OFFICER	\$45,579	\$46,946	\$46,946	\$46,946
276	SECURITY OFFICER	\$46,946	\$46,946	\$46,946	\$46,946
334	SECURITY OFFICER	\$38,239	\$40,599	\$40,599	\$40,599
1069	SECURITY OFFICER	\$45,579	\$45,579	\$45,579	\$45,579
1191	SECURITY OFFICER	\$46,946	\$46,946	\$46,946	\$46,946
2205	SECURITY OFFICER	\$46,946	\$46,946	\$46,946	\$46,946

Sheriffs Office

JAIL

Personal Services:	AMENDED	REQUESTED	RECOMMENDED	ADOPTED
	2014	2015	2015	2015
COOK (CSCO)	1	1	1	1
COOK MANAGER (CSCO)	1	1	1	1
COORD MED RECORDS & BILLING	1	1	1	1
CORRECTION CAPTAIN	1	1	1	1
CORRECTION CORPORAL	8	8	8	8
CORRECTION LIEUTENANT	1	1	1	1
CORRECTION OFFICER	83	83	83	83
CORRECTION SERGEANT	8	7	7	7
FOOD SERVICE HELPER (CSCO)	3	3	3	3
JAIL ADMINISTRATOR	1	1	1	1
JAIL NURSE (PER DIEM)	1	1	1	1
PHYSICIAN PT	1	2	2	2
REGISTERED PROF NURSE	2	2	2	2
REGISTERED PROFESSIONAL NURSE	1	1	1	1
SENIOR ACCOUNT CL/TYP (CSCO)	1	1	1	1
SUPERVISOR JAIL NURSING SVS	1	1	1	1
	115	115	115	115

2015 BUDGET SALARIES BY DEPARTMENT

POSITION NUMBER	POSITION DESCRIPTION	2014 BUDGET AMENDED	2015 BUDGET REQUESTED	2015 BUDGET RECOMMENDED	2015 BUDGET ADOPTED
A-3150	JAIL				
	PHYSICIAN PT	\$0	\$20,000	\$20,000	\$20,000
2	CORRECTION OFFICER	\$52,049	\$52,049	\$52,049	\$52,049
7	CORRECTION OFFICER	\$49,341	\$49,341	\$49,341	\$49,341
10	CORRECTION OFFICER	\$57,468	\$57,468	\$57,468	\$57,468
16	CORRECTION OFFICER	\$49,341	\$49,341	\$49,341	\$49,341
17	CORRECTION OFFICER	\$52,049	\$54,758	\$54,758	\$54,758
33	CORRECTION SERGEANT	\$63,358	\$60,341	\$60,341	\$60,341
53	CORRECTION SERGEANT	\$63,358	\$63,358	\$63,358	\$63,358
68	CORRECTION OFFICER	\$57,468	\$57,468	\$57,468	\$57,468
90	CORRECTION SERGEANT	\$63,358	\$63,358	\$63,358	\$63,358
112	CORRECTION CORPORAL	\$60,341	\$60,341	\$60,341	\$60,341
115	CORRECTION OFFICER	\$49,341	\$52,049	\$52,049	\$52,049
116	CORRECTION OFFICER	\$54,758	\$54,758	\$54,758	\$54,758
155	CORRECTION OFFICER	\$54,758	\$54,758	\$54,758	\$54,758
157	CORRECTION OFFICER	\$49,341	\$52,049	\$52,049	\$52,049
194	JAIL ADMINISTRATOR	\$86,944	\$87,813	\$87,813	\$87,813
202	CORRECTION OFFICER	\$38,502	\$38,502	\$38,502	\$38,502
212	CORRECTION OFFICER	\$57,468	\$57,468	\$57,468	\$57,468
248	CORRECTION SERGEANT	\$63,358	\$60,341	\$60,341	\$60,341 ₃₂₉

2015 BUDGET SALARIES BY DEPARTMENT

POSITION NUMBER	POSITION DESCRIPTION	2014 BUDGET AMENDED	2015 BUDGET REQUESTED	2015 BUDGET RECOMMENDED	2015 BUDGET ADOPTED
A-3150	JAIL				
250	CORRECTION CORPORAL	\$60,341	\$60,341	\$60,341	\$60,341
288	CORRECTION LIEUTENANT	\$72,851	\$73,580	\$73,580	\$73,580
292	CORRECTION CAPTAIN	\$76,040	\$76,800	\$76,800	\$76,800
302	CORRECTION OFFICER	\$43,921	\$46,632	\$46,632	\$46,632
315	REGISTERED PROF NURSE	\$52,073	\$52,594	\$52,594	\$52,594
321	CORRECTION OFFICER	\$52,049	\$52,049	\$52,049	\$52,049
328	CORRECTION OFFICER	\$49,341	\$49,341	\$49,341	\$49,341
330	CORRECTION SERGEANT	\$63,358	\$0	\$0	\$0
332	CORRECTION OFFICER	\$49,341	\$49,341	\$49,341	\$49,341
341	CORRECTION OFFICER	\$41,208	\$43,921	\$43,921	\$43,921
346	CORRECTION CORPORAL	\$60,341	\$60,341	\$60,341	\$60,341
355	CORRECTION SERGEANT	\$63,358	\$63,358	\$63,358	\$63,358
418	CORRECTION OFFICER	\$54,758	\$54,758	\$54,758	\$54,758
454	CORRECTION SERGEANT	\$63,358	\$63,358	\$63,358	\$63,358
483	CORRECTION OFFICER	\$52,049	\$52,049	\$52,049	\$52,049
579	CORRECTION CORPORAL	\$60,341	\$60,341	\$60,341	\$60,341
600	REGISTERED PROF NURSE	\$52,073	\$52,594	\$52,594	\$52,594
622	CORRECTION OFFICER	\$57,468	\$57,468	\$57,468	\$57,468
631	CORRECTION OFFICER	\$43,921	\$46,632	\$46,632	\$46,632
634	CORRECTION OFFICER	\$57,468	\$57,468	\$57,468	\$57,468
641	CORRECTION OFFICER	\$41,208	\$43,921	\$43,921	\$43,921
646	CORRECTION OFFICER	\$57,468	\$57,468	\$57,468	\$57,468
718	CORRECTION OFFICER	\$49,341	\$49,341	\$49,341	\$49,341
726	CORRECTION OFFICER	\$54,758	\$57,468	\$57,468	\$57,468
759	FOOD SERVICE HELPER (CSCO)	\$25,209	\$25,209	\$25,209	\$25,209
761	SENIOR ACCOUNT CL/TYP (CSCO)	\$39,802	\$39,802	\$39,802	\$39,802
766	PHYSICIAN PT	\$85,000	\$85,000	\$65,000	\$65,000
771	CORRECTION OFFICER	\$57,468	\$57,468	\$57,468	\$57,468
791	CORRECTION OFFICER	\$38,502	\$41,208	\$41,208	\$41,208
796	CORRECTION OFFICER	\$52,049	\$54,758	\$54,758	\$54,758
803	CORRECTION OFFICER	\$49,341	\$52,049	\$52,049	\$52,049
814	CORRECTION OFFICER	\$49,341	\$49,341	\$49,341	\$49,341
815	CORRECTION OFFICER	\$49,341	\$52,049	\$52,049	\$52,049
848	CORRECTION OFFICER	\$41,208	\$43,921	\$43,921	\$43,921
850	CORRECTION OFFICER	\$57,468	\$57,468	\$57,468	\$57,468
874	CORRECTION OFFICER	\$38,502	\$41,208	\$41,208	\$41,208
876	SUPERVISOR JAIL NURSING SVS	\$67,406	\$68,080	\$68,080	\$68,080
878	CORRECTION OFFICER	\$41,208	\$43,921	\$43,921	\$43,921
879	CORRECTION OFFICER	\$57,468	\$57,468	\$57,468	\$57,468
882	CORRECTION CORPORAL	\$60,341	\$60,341	\$60,341	\$60,341
886	CORRECTION OFFICER	\$41,208	\$43,921	\$43,921	\$43,921

2015 BUDGET SALARIES BY DEPARTMENT

POSITION NUMBER	POSITION DESCRIPTION	2014 BUDGET AMENDED	2015 BUDGET REQUESTED	2015 BUDGET RECOMMENDED	2015 BUDGET ADOPTED
A-3150	JAIL				
887	CORRECTION OFFICER	\$54,758	\$57,468	\$57,468	\$57,468
888	CORRECTION OFFICER	\$57,468	\$57,468	\$57,468	\$57,468
889	CORRECTION OFFICER	\$57,468	\$57,468	\$57,468	\$57,468
906	COOK MANAGER (CSCO)	\$44,033	\$44,033	\$44,033	\$44,033
915	CORRECTION OFFICER	\$52,049	\$52,049	\$52,049	\$52,049
919	CORRECTION OFFICER	\$49,341	\$49,341	\$49,341	\$49,341
920	CORRECTION OFFICER	\$57,468	\$57,468	\$57,468	\$57,468
930	REGISTERED PROFESSIONAL NURSE	\$52,073	\$52,594	\$52,594	\$52,594
937	CORRECTION OFFICER	\$43,921	\$46,632	\$46,632	\$46,632
964	CORRECTION OFFICER	\$49,341	\$49,341	\$49,341	\$49,341
972	CORRECTION OFFICER	\$54,758	\$57,468	\$57,468	\$57,468
973	CORRECTION OFFICER	\$49,341	\$49,341	\$49,341	\$49,341
981	JAIL NURSE (PER DIEM)	\$53,854	\$54,393	\$54,393	\$54,393
1034	CORRECTION OFFICER	\$49,341	\$49,341	\$49,341	\$49,341
1035	CORRECTION OFFICER	\$52,049	\$52,049	\$52,049	\$52,049
1038	FOOD SERVICE HELPER (CSCO)	\$25,209	\$25,209	\$25,209	\$25,209
1052	CORRECTION OFFICER	\$49,341	\$52,049	\$52,049	\$52,049
1053	CORRECTION OFFICER	\$41,208	\$43,921	\$43,921	\$43,921
1054	CORRECTION OFFICER	\$57,468	\$57,468	\$57,468	\$57,468
1072	CORRECTION OFFICER	\$41,208	\$43,921	\$43,921	\$43,921
1073	CORRECTION OFFICER	\$57,468	\$57,468	\$57,468	\$57,468
1074	CORRECTION SERGEANT	\$63,358	\$63,358	\$63,358	\$63,358
1087	FOOD SERVICE HELPER (CSCO)	\$27,886	\$27,886	\$27,886	\$27,886
1088	COORD MED RECORDS & BILLING	\$39,802	\$39,802	\$39,802	\$39,802
1093	CORRECTION OFFICER	\$54,758	\$54,758	\$54,758	\$54,758
1130	CORRECTION OFFICER	\$49,341	\$49,341	\$49,341	\$49,341
1223	CORRECTION OFFICER	\$57,468	\$57,468	\$57,468	\$57,468
1224	CORRECTION OFFICER	\$49,341	\$49,341	\$49,341	\$49,341
1225	CORRECTION OFFICER	\$57,468	\$57,468	\$57,468	\$57,468
1281	CORRECTION OFFICER	\$54,758	\$54,758	\$54,758	\$54,758
1283	CORRECTION OFFICER	\$52,049	\$54,758	\$54,758	\$54,758
1284	CORRECTION OFFICER	\$38,502	\$38,502	\$38,502	\$38,502
1298	CORRECTION OFFICER	\$57,468	\$57,468	\$57,468	\$57,468
1302	CORRECTION OFFICER	\$57,468	\$57,468	\$57,468	\$57,468
1303	CORRECTION OFFICER	\$49,341	\$49,341	\$49,341	\$49,341
1304	CORRECTION OFFICER	\$54,758	\$54,758	\$54,758	\$54,758
1305	CORRECTION OFFICER	\$49,341	\$49,341	\$49,341	\$49,341
1311	COOK (CSCO)	\$32,248	\$32,248	\$32,248	\$32,248
1320	CORRECTION OFFICER	\$57,468	\$57,468	\$57,468	\$57,468
1618	CORRECTION OFFICER	\$57,468	\$57,468	\$57,468	\$57,468
1619	CORRECTION OFFICER	\$52,049	\$52,049	\$52,049	\$52,049

2015 BUDGET SALARIES BY DEPARTMENT

POSITION NUMBER	POSITION DESCRIPTION	2014 BUDGET AMENDED	2015 BUDGET REQUESTED	2015 BUDGET RECOMMENDED	2015 BUDGET ADOPTED
A-3150	JAIL				
1681	CORRECTION OFFICER	\$52,049	\$52,049	\$52,049	\$52,049
1773	CORRECTION OFFICER	\$38,502	\$38,502	\$38,502	\$38,502
1955	CORRECTION OFFICER	\$52,049	\$52,049	\$52,049	\$52,049
2515	CORRECTION OFFICER	\$41,208	\$43,921	\$43,921	\$43,921
2516	CORRECTION OFFICER	\$52,049	\$52,049	\$52,049	\$52,049
2517	CORRECTION OFFICER	\$41,208	\$43,921	\$43,921	\$43,921
2518	CORRECTION OFFICER	\$52,049	\$52,049	\$52,049	\$52,049
2519	CORRECTION OFFICER	\$52,049	\$52,049	\$52,049	\$52,049
2520	CORRECTION CORPORAL	\$60,341	\$60,341	\$60,341	\$60,341
2521	CORRECTION CORPORAL	\$60,341	\$60,341	\$60,341	\$60,341
2522	CORRECTION CORPORAL	\$60,341	\$60,341	\$60,341	\$60,341
2677	CORRECTION OFFICER	\$49,341	\$49,341	\$49,341	\$49,341
2678	CORRECTION OFFICER	\$49,341	\$49,341	\$49,341	\$49,341
2679	CORRECTION OFFICER	\$49,341	\$49,341	\$49,341	\$49,341
2680	CORRECTION OFFICER	\$49,341	\$49,341	\$49,341	\$49,341

County of Sullivan
GENERAL FUND OPERATING BUDGET

Account Number	Description	2014 AMENDED BUDGET	2015 DEPARTMENT REQUEST	2015 RECOMMENDED	2015 ADOPTED
Department : A-3110-29 - SHERIFF - SH - PATROL					
Budgetary Appropriations					
10.1011	REGULAR PAY	\$3,028,021	\$3,441,510	\$3,207,221	\$3,250,301
10.1012	OVERTIME PAY	\$120,000	\$300,000	\$140,000	\$150,000
10.1013	LONGEVITY	\$18,850	\$16,000	\$16,000	\$16,000
10.1014	SHIFT DIFFERENTIAL PAY	\$11,000	\$11,000	\$11,000	\$11,000
10.1015	OTHER PAY	\$8,250	\$9,000	\$9,000	\$9,000
Total: Personal Services		\$3,186,121	\$3,777,510	\$3,383,221	\$3,436,301
21.2103	MACHINERY/EQUIPMENT	\$25,000	\$40,000	\$40,000	\$40,000
21.2105	AUTOMOTIVE EQUIP	\$252,282	\$248,000	\$192,000	\$192,000
21.2106	ELECTRONIC/COMPUTER EQUIP	\$25,000	\$25,000	\$25,000	\$25,000
Total: Equipment		\$302,282	\$313,000	\$257,000	\$257,000
41.4101	GASOLINE EXPENSE	\$2,000	\$2,000	\$2,000	\$2,000
41.4102	LODGING	\$1,000	\$1,500	\$1,500	\$1,500
41.4103	MEALS	\$3,500	\$2,500	\$2,500	\$2,500
41.4104	MILEAGE/TOLLS	\$500	\$500	\$500	\$500
41.4105	REGISTRATION FEES	\$1,000	\$3,000	\$3,000	\$3,000
41.4106	REPAIRS/MAINTENANCE	\$230,262	\$250,000	\$230,000	\$230,000
42.4203	OFFICE SUPPLIES	\$3,521	\$3,500	\$3,500	\$3,500
42.4204	POSTAGE	\$3,000	\$3,000	\$3,000	\$3,000
42.4205	PRINTING	\$850	\$1,000	\$1,000	\$1,000
42.4206	PUBLICATIONS	\$1,000	\$1,500	\$1,500	\$1,500
42.4207	FURNITURE	\$2,300	\$3,000	\$1,000	\$1,000
42.4208	COPIER LEASE	\$0	\$2,500	\$2,500	\$2,500
43.4301	SUPPLIES	\$3,200	\$3,000	\$3,000	\$3,000
43.4302	HARDWARE PURCHASES/LEASES	\$0	\$0	\$0	\$0
44.4406	WIRELESS COMMUNICATIONS	\$14,000	\$13,000	\$13,000	\$13,000
45.4501	SPEC DEPT SUPPLY MISC/OTHER	\$75	\$0	\$0	\$0
45.4505	BLDG/PROP MAINTENANCE	\$250	\$500	\$500	\$500
45.4506	PUBLIC SAFETY	\$84,463	\$45,000	\$40,000	\$40,000
45.4507	MEDICAL/CLINICAL	\$0	\$2,000	\$2,000	\$2,000
45.4540	PARTS/FLUIDS/FILTERS	\$250	\$250	\$250	\$250
45.4541	SM EQUIP TOOLS APPLNCS, SM ELECT	\$10,700	\$45,000	\$30,000	\$30,000
45.4549	SAFETY	\$3,750	\$5,000	\$2,500	\$2,500
46.4603	EMPL UNIFORM ALLOWANCE	\$73,205	\$84,250	\$70,800	\$74,950
46.4608	EMPL TUITION REFUNDS	\$2,500	\$1,500	\$1,000	\$1,000
46.4610	EMPL NOTARY/CERTIFICATION	\$0	\$0	\$0	\$0
46.4611	EMPL SAFETY/PHYSICAL EXAMS	\$3,500	\$6,000	\$2,000	\$2,000
46.4612	EMPL TRAINING	\$10,000	\$20,000	\$10,000	\$12,500
47.4701	RENTALS	\$1,000	\$1,000	\$1,000	\$1,000
47.4706	SPECL INVESTIGATIONS	\$2,000	\$2,500	\$2,500	\$2,500
47.4707	MAINTENANCE IN LIEU OF RENT	\$60,000	\$60,000	\$60,000	\$60,000
47.4708	INSURANCE	\$110,000	\$155,000	\$155,000	\$155,000
47.4717	BLDG/PROP/EQUIP REPAIRS&MAINTNCE	\$25,292	\$27,000	\$23,000	\$23,000
47.4724	DRUG FORFEITURE PROCEEDS NYS	\$2,000	\$0	\$0	\$0
47.4744	CANINE UNIT	\$0	\$5,000	\$4,000	\$4,000
47.4745	ALCOHOL/DRUG TESTING	\$400	\$2,400	\$1,000	\$1,000
47.4749	DARE	\$13,036	\$8,000	\$8,000	\$8,000
47.4767	NYS/US REGLTRY FEES/FINES/ASSESS	\$100	\$100	\$100	\$100
Total: Contract Services		\$668,654	\$760,500	\$681,650	\$688,300
80.8001	FICA AND MEDICARE	\$249,786	\$292,885	\$262,480	\$266,540
80.8002	HLTH INSUR ACTIVE EMPLOYEE	\$608,760	\$664,341	\$590,175	\$604,425

**County of Sullivan
GENERAL FUND OPERATING BUDGET**

Account Number	Description	2014 AMENDED BUDGET	2015 DEPARTMENT REQUEST	2015 RECOMMENDED	2015 ADOPTED
Department : A-3110-29 - SHERIFF - SH - PATROL					
Budgetary Appropriations					
80.8004	HLTH INSUR OPT OUT	\$4,500	\$4,500	\$4,500	\$4,500
80.8005	RETIREMENT	\$513,660	\$650,855	\$564,998	\$564,998
80.8006	WORKERS COMPENSATION	\$169,669	\$191,428	\$171,555	\$171,555
80.8007	DISABILITY	\$4,633	\$5,989	\$5,160	\$5,273
Total: Employee Benefits		\$1,551,008	\$1,809,998	\$1,598,868	\$1,617,291
Total Budgetary Appropriations for A-3110-29		\$5,708,065	\$6,661,008	\$5,920,739	\$5,998,892
Budgetary Revenues					
R1510.R247	SHERIFF FEE - MISC FEE/REIMBURSMNT	\$(6,000)	\$(3,000)	\$(3,000)	\$(3,000)
R1510.R282	SHERIFF FEE - REIMBURSE - PAYROLL	\$(105,000)	\$(105,000)	\$(305,687)	\$(305,687)
R1510.R309	SHERIFF FEE - STOP DWI FEE/REIMBURSMNT	\$(10,000)	\$(10,000)	\$(10,000)	\$(10,000)
R1510.R322	SHERIFF FEE - TRANSPRT - MINORS	\$(35,000)	\$(30,000)	\$(30,000)	\$(30,000)
R2626.R247	FORFEITR CRIME PROCDS - MISC FEE/REIMBURSMNT	\$(2,000)	\$0	\$0	\$0
R2705.R162	GIFT/DONATION - DARE	\$(3,500)	\$0	\$0	\$0
Total: Departmental Revenue		\$(161,500)	\$(148,000)	\$(348,687)	\$(348,687)
R3315.R252	ST AID NAVIGATION LAW - NAVIGATION	\$(4,000)	\$(4,000)	\$(4,000)	\$(4,000)
R3389.R113	ST AID PUBLIC SAFETY - BODY ARMOR	\$(6,650)	\$0	\$0	\$0
R3389.R167	ST AID PUBLIC SAFETY - DEPARTMENTAL AID	\$(25,000)	\$0	\$0	\$0
Total: State Aid		\$(35,650)	\$(4,000)	\$(4,000)	\$(4,000)
R4320.R167	FED AID CRIME CONTRL - DEPARTMENTAL AID	\$(5,000)	\$(5,000)	\$(5,000)	\$(5,000)
R4320.R232	FED AID CRIME CONTRL - LAW ENFRMNT TERRORISM PREVNTN	\$(177,500)	\$(170,000)	\$(170,000)	\$(170,000)
R4320.R236	FED AID CRIME CONTRL - LOCAL LAW ENFRMNT BLCK GRNT	\$0	\$(6,650)	\$(6,650)	\$(6,650)
R4320.R291	FED AID CRIME CONTRL - RIVER PATROL	\$(21,500)	\$(20,000)	\$(20,000)	\$(20,000)
Total: Federal Aid		\$(204,000)	\$(201,650)	\$(201,650)	\$(201,650)
Total Budgetary Revenues for A-3110-29		\$(401,150)	\$(353,650)	\$(554,337)	\$(554,337)
COUNTY SHARE		\$5,306,915	\$6,307,358	\$5,366,402	\$5,444,555

County of Sullivan
GENERAL FUND OPERATING BUDGET

Account Number	Description	2014 AMENDED BUDGET	2015 DEPARTMENT REQUEST	2015 RECOMMENDED	2015 ADOPTED
Department : A-3110-30 - SHERIFF - SH - CIVIL					
Budgetary Appropriations					
10.1011	REGULAR PAY	\$511,290	\$519,760	\$519,760	\$519,760
10.1012	OVERTIME PAY	\$1,500	\$3,000	\$1,500	\$1,500
10.1013	LONGEVITY	\$12,500	\$13,000	\$13,000	\$13,000
10.1014	SHIFT DIFFERENTIAL PAY	\$250	\$0	\$0	\$0
10.1015	OTHER PAY	\$500	\$500	\$500	\$500
Total: Personal Services		\$526,040	\$536,260	\$534,760	\$534,760
41.4102	LODGING	\$1,100	\$1,500	\$1,500	\$1,500
41.4103	MEALS	\$700	\$700	\$700	\$700
41.4104	MILEAGE/TOLLS	\$100	\$100	\$100	\$100
41.4105	REGISTRATION FEES	\$750	\$750	\$750	\$750
41.4106	REPAIRS/MAINTENANCE	\$23,000	\$25,000	\$25,000	\$25,000
42.4203	OFFICE SUPPLIES	\$2,900	\$3,000	\$3,000	\$3,000
42.4204	POSTAGE	\$10,000	\$10,000	\$10,000	\$10,000
42.4205	PRINTING	\$1,940	\$1,000	\$1,000	\$1,000
42.4206	PUBLICATIONS	\$500	\$500	\$500	\$500
42.4207	FURNITURE	\$0	\$1,000	\$0	\$0
42.4208	COPIER LEASE	\$0	\$4,500	\$4,500	\$4,500
43.4301	SUPPLIES	\$500	\$750	\$750	\$750
44.4406	WIRELESS COMMUNICATIONS	\$2,800	\$2,800	\$2,500	\$2,500
45.4506	PUBLIC SAFETY	\$2,498	\$2,500	\$2,000	\$2,000
45.4541	SM EQUIP TOOLS APPLNCS, SM ELECT	\$100	\$1,000	\$1,000	\$1,000
45.4549	SAFETY	\$0	\$500	\$500	\$500
46.4602	EMPL MEAL ALLOWANCE	\$100	\$100	\$100	\$100
46.4603	EMPL UNIFORM ALLOWANCE	\$10,000	\$11,850	\$9,000	\$9,000
46.4610	EMPL NOTARY/CERTIFICATION	\$60	\$0	\$0	\$0
46.4611	EMPL SAFETY/PHYSICAL EXAMS	\$500	\$500	\$500	\$500
47.4703	DUES	\$250	\$250	\$250	\$250
47.4707	MAINTENANCE IN LIEU OF RENT	\$8,250	\$8,250	\$8,250	\$8,250
47.4708	INSURANCE	\$3,000	\$4,000	\$4,000	\$4,000
47.4717	BLDG/PROP/EQUIP REPAIRS&MAINTNCE	\$2,000	\$1,500	\$1,500	\$1,500
Total: Contract Services		\$71,048	\$82,050	\$77,400	\$77,400
80.8001	FICA AND MEDICARE	\$41,236	\$41,907	\$41,793	\$41,793
80.8002	HLTH INSUR ACTIVE EMPLOYEE	\$122,902	\$131,970	\$128,970	\$128,970
80.8004	HLTH INSUR OPT OUT	\$3,000	\$3,000	\$3,000	\$3,000
80.8005	RETIREMENT	\$80,369	\$93,128	\$89,305	\$89,305
80.8006	WORKERS COMPENSATION	\$24,862	\$27,390	\$27,315	\$27,315
80.8007	DISABILITY	\$1,017	\$1,017	\$1,017	\$1,017
Total: Employee Benefits		\$273,386	\$298,412	\$291,400	\$291,400
	Total Budgetary Appropriations for A-3110-30	\$870,474	\$916,722	\$903,560	\$903,560
Budgetary Revenues					
R1510.R247	SHERIFF FEE - MISC FEE/REIMBURSMNT	\$(175,000)	\$(175,000)	\$(175,000)	\$(175,000)
R1510.R282	SHERIFF FEE - REIMBURSE - PAYROLL	\$(15,000)	\$(15,000)	\$(15,000)	\$(15,000)
Total: Departmental Revenue		\$(190,000)	\$(190,000)	\$(190,000)	\$(190,000)
	Total Budgetary Revenues for A-3110-30	\$(190,000)	\$(190,000)	\$(190,000)	\$(190,000)
	COUNTY SHARE	\$680,474	\$726,722	\$713,560	\$713,560

County of Sullivan
GENERAL FUND OPERATING BUDGET

Account Number	Description	2014 AMENDED BUDGET	2015 DEPARTMENT REQUEST	2015 RECOMMENDED	2015 ADOPTED
Department : A-3110-31 - SHERIFF - SH - SECURITY					
Budgetary Appropriations					
10.1011	REGULAR PAY	\$274,735	\$273,962	\$273,962	\$273,962
10.1012	OVERTIME PAY	\$37,000	\$50,000	\$40,000	\$40,000
10.1013	LONGEVITY	\$3,750	\$2,750	\$2,750	\$2,750
10.1014	SHIFT DIFFERENTIAL PAY	\$2,500	\$2,500	\$2,500	\$2,500
Total: Personal Services		\$317,985	\$329,212	\$319,212	\$319,212
41.4106	REPAIRS/MAINTENANCE	\$4,400	\$7,000	\$2,000	\$2,000
45.4506	PUBLIC SAFETY	\$1,248	\$750	\$750	\$750
46.4603	EMPL UNIFORM ALLOWANCE	\$7,200	\$8,500	\$6,000	\$6,000
46.4611	EMPL SAFETY/PHYSICAL EXAMS	\$500	\$1,000	\$500	\$500
47.4767	NYS/US REGLTRY FEES/FINES/ASSESS	\$500	\$1,000	\$1,000	\$1,000
Total: Contract Services		\$13,848	\$18,250	\$10,250	\$10,250
80.8001	FICA AND MEDICARE	\$24,877	\$25,736	\$24,971	\$24,971
80.8002	HLTH INSUR ACTIVE EMPLOYEE	\$101,371	\$107,419	\$105,919	\$105,919
80.8004	HLTH INSUR OPT OUT	\$0	\$1,500	\$1,500	\$1,500
80.8005	RETIREMENT	\$45,472	\$57,190	\$53,308	\$53,308
80.8006	WORKERS COMPENSATION	\$16,835	\$16,821	\$16,321	\$16,321
80.8007	DISABILITY	\$678	\$678	\$678	\$678
Total: Employee Benefits		\$189,233	\$209,344	\$202,697	\$202,697
	Total Budgetary Appropriations for A-3110-31	\$521,066	\$556,806	\$532,159	\$532,159
Budgetary Revenues					
R1510.R135	SHERIFF FEE - CHARGBCK - SECURITY	\$(275,000)	\$(275,000)	\$(275,000)	\$(275,000)
Total: Departmental Revenue		\$(275,000)	\$(275,000)	\$(275,000)	\$(275,000)
	Total Budgetary Revenues for A-3110-31	\$(275,000)	\$(275,000)	\$(275,000)	\$(275,000)
	COUNTY SHARE	\$246,066	\$281,806	\$257,159	\$257,159

County of Sullivan
GENERAL FUND OPERATING BUDGET

Account Number	Description	2014 AMENDED BUDGET	2015 DEPARTMENT REQUEST	2015 RECOMMENDED	2015 ADOPTED
Department : A-3110-32 - SHERIFF - SH - COURT OFFICERS					
Budgetary Appropriations					
10.1011	REGULAR PAY	\$0	\$0	\$0	\$0
Total: Personal Services		\$0	\$0	\$0	\$0
80.8001	FICA AND MEDICARE	\$0	\$0	\$0	\$0
80.8006	WORKERS COMPENSATION	\$0	\$0	\$0	\$0
80.8007	DISABILITY	\$0	\$0	\$0	\$0
Total: Employee Benefits		\$0	\$0	\$0	\$0
Total Budgetary Appropriations for A-3110-32		\$0	\$0	\$0	\$0
Budgetary Revenues					
R3330.R155	ST AID UNIFIED COURT - COURT OFFICERS	\$0	\$0	\$0	\$0
Total: State Aid		\$0	\$0	\$0	\$0
Total Budgetary Revenues for A-3110-32		\$0	\$0	\$0	\$0
COUNTY SHARE		\$0	\$0	\$0	\$0

County of Sullivan
GENERAL FUND OPERATING BUDGET

Account Number	Description	2014 AMENDED BUDGET	2015 DEPARTMENT REQUEST	2015 RECOMMENDED	2015 ADOPTED
Department : A-3150 - JAIL					
Budgetary Appropriations					
10.1011	REGULAR PAY	\$6,321,483	\$6,289,241	\$6,249,241	\$6,249,241
10.1012	OVERTIME PAY	\$400,000	\$450,000	\$400,000	\$400,000
10.1013	LONGEVITY	\$70,950	\$58,650	\$58,650	\$58,650
10.1014	SHIFT DIFFERENTIAL PAY	\$110,000	\$110,000	\$110,000	\$110,000
10.1015	OTHER PAY	\$11,000	\$11,500	\$11,500	\$11,500
Total: Personal Services		\$6,913,433	\$6,919,391	\$6,829,391	\$6,829,391
21.2103	MACHINERY/EQUIPMENT	\$0	\$0	\$0	\$0
21.2106	ELECTRONIC/COMPUTER EQUIP	\$0	\$0	\$0	\$0
Total: Equipment		\$0	\$0	\$0	\$0
40.4017	MEDICAL	\$13,000	\$0	\$0	\$0
40.4023	MENTAL HEALTH	\$240,000	\$240,000	\$180,000	\$180,000
41.4101	GASOLINE EXPENSE	\$750	\$750	\$750	\$750
41.4102	LODGING	\$2,300	\$750	\$750	\$750
41.4103	MEALS	\$1,750	\$11,000	\$11,000	\$11,000
41.4104	MILEAGE/TOLLS	\$500	\$500	\$500	\$500
41.4105	REGISTRATION FEES	\$1,000	\$2,000	\$2,000	\$2,000
41.4106	REPAIRS/MAINTENANCE	\$20,000	\$20,000	\$20,000	\$20,000
42.4203	OFFICE SUPPLIES	\$6,950	\$7,500	\$7,500	\$7,500
42.4204	POSTAGE	\$2,500	\$3,000	\$3,000	\$3,000
42.4205	PRINTING	\$4,250	\$5,000	\$5,000	\$5,000
42.4206	PUBLICATIONS	\$500	\$1,000	\$1,000	\$1,000
42.4207	FURNITURE	\$1,760	\$5,000	\$2,000	\$2,000
42.4208	COPIER LEASE	\$0	\$2,500	\$2,500	\$2,500
43.4301	SUPPLIES	\$1,000	\$1,000	\$1,000	\$1,000
44.4406	WIRELESS COMMUNICATIONS	\$4,000	\$6,250	\$6,250	\$6,250
45.4505	BLDG/PROP MAINTENANCE	\$28,371	\$30,000	\$30,000	\$30,000
45.4506	PUBLIC SAFETY	\$25,695	\$20,000	\$15,000	\$15,000
45.4507	MEDICAL/CLINICAL	\$181,141	\$150,000	\$150,000	\$150,000
45.4508	PRISONER RELATED	\$28,116	\$32,000	\$16,000	\$16,000
45.4510	CLEANING/FOOD PREP	\$40,000	\$43,000	\$30,000	\$30,000
45.4526	PAINT	\$4,300	\$5,000	\$5,000	\$5,000
45.4541	SM EQUIP TOOLS APPLNCS, SM ELECT	\$13,000	\$10,000	\$5,000	\$5,000
45.4543	FOOD	\$383,665	\$425,000	\$400,000	\$400,000
45.4549	SAFETY	\$200	\$500	\$500	\$500
46.4603	EMPL UNIFORM ALLOWANCE	\$116,625	\$125,225	\$120,325	\$120,325
46.4610	EMPL NOTARY/CERTIFICATION	\$100	\$100	\$100	\$100
46.4611	EMPL SAFETY/PHYSICAL EXAMS	\$6,000	\$6,000	\$6,000	\$6,000
46.4612	EMPL TRAINING	\$1,500	\$3,500	\$3,500	\$3,500
47.4701	RENTALS	\$250	\$500	\$500	\$500
47.4702	EQUIP SERVICE/REPAIRS	\$0	\$0	\$0	\$0
47.4703	DUES	\$250	\$250	\$250	\$250
47.4707	MAINTENANCE IN LIEU OF RENT	\$236,208	\$236,208	\$236,208	\$236,208
47.4708	INSURANCE	\$20,000	\$21,000	\$21,000	\$21,000
47.4717	BLDG/PROP/EQUIP REPAIRS&MAINTNCE	\$7,282	\$6,500	\$6,500	\$6,500
47.4738	LAUNDRY/LINENS	\$10,000	\$13,000	\$10,000	\$10,000
47.4740	MEDICAL - OUTPATIENT SERVICES	\$76,000	\$80,000	\$80,000	\$80,000
47.4741	MEDICAL - INPATIENT SERVICES	\$105,000	\$125,000	\$125,000	\$125,000
47.4742	MEDICAL - DENTAL	\$35,000	\$37,000	\$37,000	\$37,000
47.4743	MEDICAL - OPTICAL	\$5,000	\$3,000	\$3,000	\$3,000
47.4751	PRISONER HOUSING	\$190,000	\$500,000	\$0	\$0

**County of Sullivan
GENERAL FUND OPERATING BUDGET**

Account Number	Description	2014 AMENDED BUDGET	2015 DEPARTMENT REQUEST	2015 RECOMMENDED	2015 ADOPTED
Department : A-3150 - JAIL					
Budgetary Appropriations					
47.4765	TRUSTEE PAYROLL	\$17,500	\$20,000	\$20,000	\$20,000
47.4767	NYS/US REGLTRY FEES/FINES/ASSESS	\$250	\$250	\$250	\$250
Total: Contract Services		\$1,831,713	\$2,199,283	\$1,564,383	\$1,564,383
80.8001	FICA AND MEDICARE	\$538,549	\$537,604	\$530,719	\$530,719
80.8002	HLTH INSUR ACTIVE EMPLOYEE	\$1,525,856	\$1,761,533	\$1,554,033	\$1,554,033
80.8004	HLTH INSUR OPT OUT	\$9,000	\$7,500	\$7,500	\$7,500
80.8005	RETIREMENT	\$1,059,744	\$1,194,675	\$1,140,508	\$1,140,508
80.8006	WORKERS COMPENSATION	\$337,729	\$351,375	\$346,875	\$346,875
80.8007	DISABILITY	\$12,995	\$12,995	\$12,995	\$12,995
Total: Employee Benefits		\$3,483,873	\$3,865,682	\$3,592,630	\$3,592,630
Total Budgetary Appropriations for A-3150		\$12,229,019	\$12,984,356	\$11,986,404	\$11,986,404
Budgetary Revenues					
R1510.R247	SHERIFF FEE - MISC FEE/REIMBURSMNT	\$(500)	\$(500)	\$(500)	\$(500)
R1510.R282	SHERIFF FEE - REIMBURSE - PAYROLL	\$(45,000)	\$(40,000)	\$(40,000)	\$(40,000)
R1510.R304	SHERIFF FEE - SOCIAL SECURTY FINDERS FEE	\$(10,000)	\$(10,000)	\$(10,000)	\$(10,000)
R2264.R200	JAIL SERV OTHR GOV - FEEDING - MINORS	\$(11,500)	\$0	\$0	\$0
R2264.R323	JAIL SERV OTHR GOV - TRANSPRT - PRISONER	\$(4,000)	\$(4,000)	\$(4,000)	\$(4,000)
R2450.R247	COMMISSIONS - MISC FEE/REIMBURSMNT	\$(75,000)	\$(75,000)	\$(75,000)	\$(75,000)
Total: Departmental Revenue		\$(146,000)	\$(129,500)	\$(129,500)	\$(129,500)
Total Budgetary Revenues for A-3150		\$(146,000)	\$(129,500)	\$(129,500)	\$(129,500)
COUNTY SHARE		\$12,083,019	\$12,854,856	\$11,856,904	\$11,856,904

Department of Probation

Mission Statement

Sullivan County Probation Department takes a proactive approach to law enforcement and treatment strategies in the rehabilitation and monitoring of offenders in the community. A continuum of comprehensive services is used to facilitate the re-socialization of offenders to preserve public safety. Partnerships and cooperation with other law enforcement agencies are constantly being developed and fostered to better ensure the safety and quality of life for the citizens of Sullivan County.

	2014 Amended	2015 Adopted
Budgetary Appropriations		
Personal Services	\$1,258,481	\$1,273,319
Equipment	\$0	\$0
Contract Services	\$327,944	\$323,416
Employee Benefits	\$728,366	\$781,569
Total Budgetary Appropriations	\$2,314,791	\$2,378,304
Budgetary Revenues		
Departmental Revenue	\$167,034	\$161,434
State Aid	\$292,023	\$244,284
Federal Aid	\$7,346	\$5,300
Total Budgetary Revenues	\$466,403	\$411,018
 County Share	 \$1,848,388	 \$1,967,286
 Positions	 29	 28

A-3140-16 PROB - MAIN UNIT

	<u>2014 Amended</u>	<u>2015 Adopted</u>
Budgetary Appropriations		
Personal Services	\$1,160,257	\$1,129,706
Equipment	\$0	\$0
Contract Services	\$326,294	\$321,741
Employee Benefits	\$678,664	\$695,955
Total Budgetary Appropriations	<u>\$2,165,215</u>	<u>\$2,147,402</u>
Budgetary Revenues		
Departmental Revenue	\$164,034	\$158,434
State Aid	\$262,719	\$214,980
Federal Aid	\$7,346	\$5,300
Total Budgetary Revenues	<u>\$434,099</u>	<u>\$378,714</u>
County Share	<u>\$1,731,116</u>	<u>\$1,768,688</u>
Positions	26	25

A-3140-17 PROB- ALTERNATIVES TO INCARCER

	<u>2014 Amended</u>	<u>2015 Adopted</u>
Budgetary Appropriations		
Personal Services	\$53,742	\$53,588
Equipment	\$0	\$0
Contract Services	\$1,625	\$1,625
Employee Benefits	\$35,644	\$37,427
Total Budgetary Appropriations	<u>\$91,011</u>	<u>\$92,640</u>
Budgetary Revenues		
Departmental Revenue	\$3,000	\$3,000
State Aid	\$12,309	\$12,309
Total Budgetary Revenues	<u>\$15,309</u>	<u>\$15,309</u>
County Share	<u>\$75,702</u>	<u>\$77,331</u>
Positions	1	1

A-3140-18 PROB - PRE TRIAL RELEASE

	<u>2014 Amended</u>	<u>2015 Adopted</u>
Budgetary Appropriations		
Personal Services	\$44,482	\$90,025
Equipment	\$0	\$0
Contract Services	\$25	\$50
Employee Benefits	\$14,058	\$48,187
Total Budgetary Appropriations	<u>\$58,565</u>	<u>\$138,262</u>
Budgetary Revenues		
State Aid	\$16,995	\$16,995
Total Budgetary Revenues	<u>\$16,995</u>	<u>\$16,995</u>
County Share	<u>\$41,570</u>	<u>\$121,267</u>
Positions	2	2

A3140 PROBATION

The Sullivan County Probation Department takes a proactive approach to law enforcement and treatment strategies in the rehabilitation and monitoring of offenders in the community. A continuum of comprehensive services is used to facilitate the re-socialization of offenders to preserve public safety. Partnerships and cooperation with other law enforcement agencies are constantly being developed and fostered to better ensure the safety and quality of life for the citizens of Sullivan County.

The Department receives revenues from several sources: state reimbursement, restitution payments, Stop DWI funds, chargebacks to other County departments, supervision fees, surcharge collections, and Pre-Trial and ATI funds.

The Department of Probation is mandated under the New York Consolidated Laws, Executive – Article 12

Program Areas and Services

Main Unit:

Actual County Cost of Program/Activity 2013: \$1,560,301

Service Provided by Program: Public safety/monitoring of 700+ felony and misdemeanor probationers (sex offenders, DWI, violent felons/ISP, youthful offenders); Family Court intake for domestic violence victims (155 cases in 2013), and juvenile delinquent complaints (87 cases in 2013); Preparation of pre-sentence and pre-plea reports for county, family, and justice courts; Restitution and fee/fine collection for all courts, as well as disbursement of funds to crime victims (135 restitution only cases in 2013); Obtain DNA samples from offenders and submit to the NYS DNA database.

Population Served by Program: Individuals sentenced to probation, incarcerated individuals, domestic violence victims, juveniles diverted from Family Court

Alternatives to Incarceration:

Actual County Cost of Program/Activity 2013: \$77,561

Service Provided by Program: Reduced jail population; allows for the jail to become eligible for Article 13A classification, and as a result maintain a reduced classification level. Sullivan County Jail could not meet state's mandates without a reduced classification level.

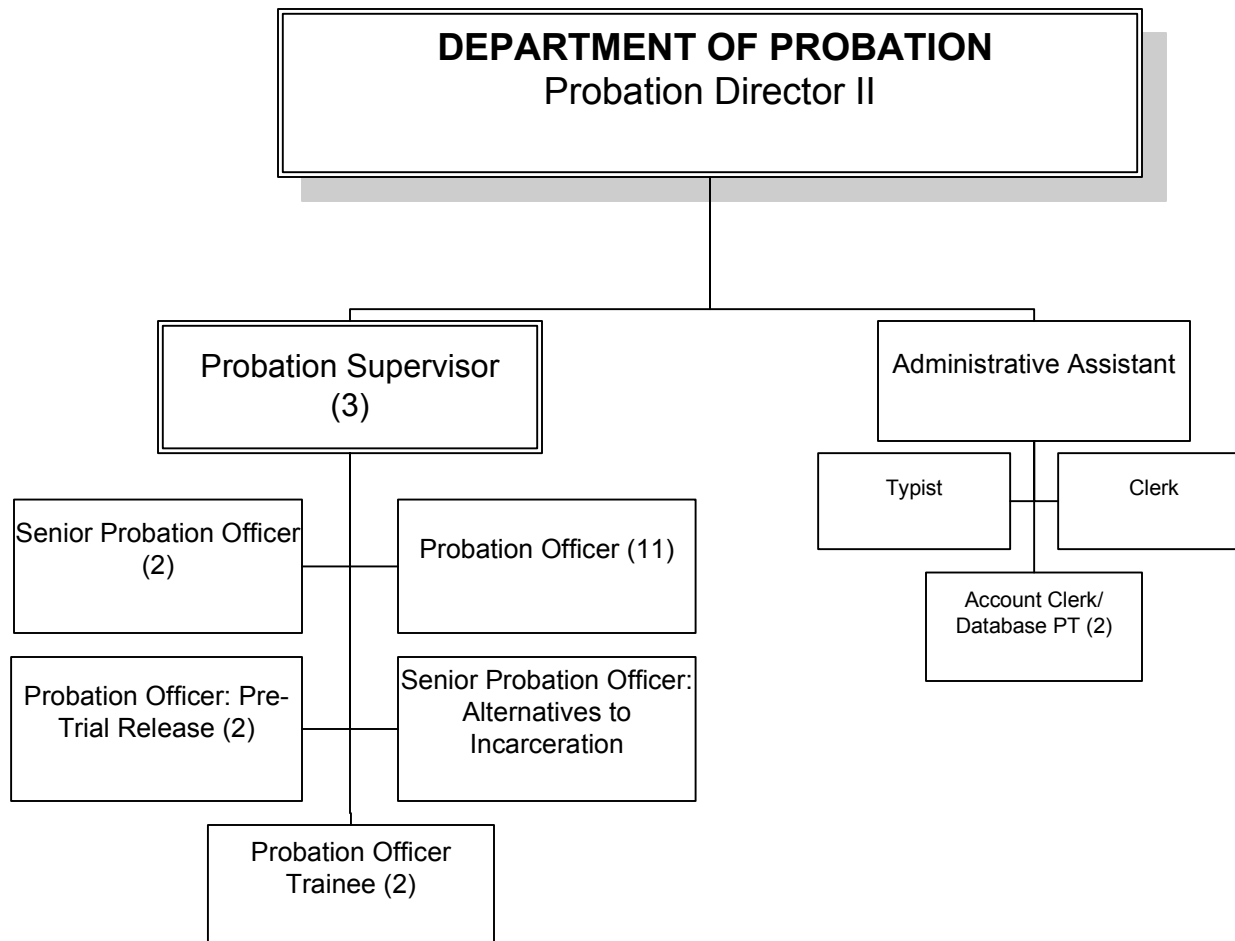
Population Served by Program: Individuals sentenced to community service in lieu of incarceration

Pre-Trial Release:

Actual County Cost of Program/Activity 2013: \$38,287

Service Provided by Program: Reduced jail population; allows defendants who cannot post bail, the opportunity to be screened and interviewed at the jail for release on their own recognizance

Population Served by Program: Jail inmates/individuals awaiting sentencing



Department of Probation

PROB - MAIN UNIT

Personal Services:	AMENDED	REQUESTED	RECOMMENDED	ADOPTED
	2014	2015	2015	2015
ACCOUNT CLERK/DATABASE	1	1	1	1
ACCOUNT CLERK/DATABASE PT	1	1	1	1
ADMINISTRATIVE ASSISTANT	1	1	1	1
CLERK	1	1	1	1
CRIME VICTIM SERVICES ADVOCATE	1	0	0	0
PROBATION DIRECTOR II	1	1	1	1
PROBATION OFFICER	13	13	13	13
PROBATION OFFICER TRAINEE	1	1	1	1
PROBATION SUPERVISOR	3	3	3	3
SENIOR PROBATION OFFICER	2	2	2	2
TYPIST	1	1	1	1
	26	25	25	25

2015 BUDGET SALARIES BY DEPARTMENT

POSITION NUMBER	POSITION DESCRIPTION	2014 BUDGET AMENDED	2015 BUDGET REQUESTED	2015 BUDGET RECOMMENDED	2015 BUDGET ADOPTED
A-3140-16	PROB - MAIN UNIT				
65	PROBATION DIRECTOR II	\$76,076	\$76,837	\$76,837	\$76,837
99	PROBATION SUPERVISOR	\$63,529	\$64,164	\$64,164	\$64,164
215	PROBATION SUPERVISOR	\$64,093	\$64,734	\$64,734	\$64,734
441	TYPIST	\$30,296	\$30,599	\$30,599	\$30,599
592	PROBATION OFFICER	\$32,974	\$33,304	\$33,304	\$33,304
599	SENIOR PROBATION OFFICER	\$52,072	\$52,593	\$52,593	\$52,593
611	PROBATION OFFICER	\$46,536	\$47,001	\$47,001	\$47,001
632	SENIOR PROBATION OFFICER	\$54,956	\$55,506	\$55,506	\$55,506
659	PROBATION OFFICER	\$41,532	\$41,947	\$41,947	\$41,947
899	PROBATION OFFICER	\$41,532	\$41,947	\$41,947	\$41,947
1255	PROBATION OFFICER	\$42,156	\$42,578	\$42,578	\$42,578
1321	PROBATION OFFICER	\$42,156	\$42,578	\$42,578	\$42,578
1324	PROBATION OFFICER	\$37,380	\$37,754	\$37,754	\$37,754
1607	ADMINISTRATIVE ASSISTANT	\$41,532	\$41,947	\$41,947	\$41,947
1777	CLERK	\$24,951	\$25,201	\$25,201	\$25,201
1829	PROBATION SUPERVISOR	\$52,653	\$53,180	\$53,180	\$53,180
2088	CRIME VICTIM SERVICES ADVOCATE	\$41,532	\$0	\$0	\$0
2354	PROBATION OFFICER	\$37,380	\$37,754	\$37,754	\$37,754
2500	PROBATION OFFICER	\$42,816	\$43,244	\$43,244	\$43,244
2859	PROBATION OFFICER	\$41,651	\$42,068	\$42,068	\$42,068
2879	PROBATION OFFICER	\$34,709	\$35,056	\$35,056	\$35,056
2913	ACCOUNT CLERK/DATABASE PT	\$9,294	\$9,723	\$9,723	\$9,723
2941	PROBATION OFFICER	\$37,380	\$37,754	\$37,754	\$37,754
2942	PROBATION OFFICER TRAINEE	\$32,974	\$33,304	\$33,304	\$33,304

Department of Probation

PROB- ALTERNATIVES TO INCARCER

Personal Services: SENIOR PROBATION OFFICER	AMENDED 2014 <hr/> 1 <hr/> 1	REQUESTED 2015 <hr/> 1 <hr/> 1	RECOMMENDED 2015 <hr/> 1 <hr/> 1	ADOPTED 2015 <hr/> 1 <hr/> 1
--	--	--	--	--

2015 BUDGET SALARIES BY DEPARTMENT

POSITION NUMBER	POSITION DESCRIPTION	2014 BUDGET AMENDED	2015 BUDGET REQUESTED	2015 BUDGET RECOMMENDED	2015 BUDGET ADOPTED
A-3140-17 416	PROB- ALTERNATIVES TO INCARCER SENIOR PROBATION OFFICER	\$49,592	\$50,088	\$50,088	\$50,088

Department of Probation

PROB - PRE TRIAL RELEASE

Personal Services: PROBATION OFFICER	AMENDED 2014	REQUESTED 2015	RECOMMENDED 2015	ADOPTED 2015
	<u>2</u>	<u>2</u>	<u>2</u>	<u>2</u>
	2	2	2	2

2015 BUDGET SALARIES BY DEPARTMENT

POSITION NUMBER	POSITION DESCRIPTION	2014 BUDGET AMENDED	2015 BUDGET REQUESTED	2015 BUDGET RECOMMENDED	2015 BUDGET ADOPTED
A-3140-18	PROB - PRE TRIAL RELEASE				
956	PROBATION OFFICER	\$42,156	\$42,578	\$42,578	\$42,578
1322	PROBATION OFFICER	\$41,532	\$41,947	\$41,947	\$41,947

County of Sullivan
GENERAL FUND OPERATING BUDGET

Account Number	Description	2014 AMENDED BUDGET	2015 DEPARTMENT REQUEST	2015 RECOMMENDED	2015 ADOPTED
Department : A-3140-16 - PROBATION - PROB - MAIN UNIT					
Budgetary Appropriations					
10.1011	REGULAR PAY	\$1,103,357	\$1,038,250	\$1,038,250	\$1,041,606
10.1012	OVERTIME PAY	\$300	\$500	\$500	\$30,500
10.1013	LONGEVITY	\$30,600	\$29,100	\$29,100	\$29,100
10.1015	OTHER PAY	\$26,000	\$28,500	\$28,500	\$28,500
Total: Personal Services		\$1,160,257	\$1,096,350	\$1,096,350	\$1,129,706
40.4001	AGENCIES	\$0	\$500	\$500	\$500
41.4101	GASOLINE EXPENSE	\$0	\$100	\$100	\$100
41.4102	LODGING	\$2,800	\$1,300	\$1,300	\$1,300
41.4103	MEALS	\$1,775	\$1,300	\$1,300	\$1,300
41.4104	MILEAGE/TOLLS	\$200	\$100	\$100	\$100
41.4105	REGISTRATION FEES	\$225	\$100	\$100	\$100
41.4106	REPAIRS/MAINTENANCE	\$3,950	\$4,000	\$4,000	\$4,000
42.4203	OFFICE SUPPLIES	\$1,950	\$2,800	\$1,900	\$1,900
42.4204	POSTAGE	\$2,100	\$2,100	\$2,100	\$2,100
42.4205	PRINTING	\$2,640	\$2,640	\$2,640	\$2,640
42.4206	PUBLICATIONS	\$400	\$400	\$400	\$400
42.4207	FURNITURE	\$475	\$275	\$275	\$275
43.4308	MIS CHARGEBACKS	\$10,357	\$10,000	\$10,000	\$10,000
44.4405	PHONE LAND LINES	\$140	\$400	\$400	\$400
44.4406	WIRELESS COMMUNICATIONS	\$1,550	\$1,550	\$1,550	\$1,550
45.4506	PUBLIC SAFETY	\$4,446	\$3,200	\$3,200	\$3,200
45.4507	MEDICAL/CLINICAL	\$3,225	\$2,500	\$2,000	\$2,000
45.4541	SM EQUIP TOOLS APPLNCS, SM ELECT	\$50	\$0	\$0	\$0
46.4602	EMPL MEAL ALLOWANCE	\$100	\$100	\$100	\$100
46.4603	EMPL UNIFORM ALLOWANCE	\$300	\$0	\$0	\$0
46.4610	EMPL NOTARY/CERTIFICATION	\$60	\$0	\$0	\$0
46.4611	EMPL SAFETY/PHYSICAL EXAMS	\$0	\$1,140	\$700	\$700
47.4703	DUES	\$500	\$500	\$500	\$500
47.4707	MAINTENANCE IN LIEU OF RENT	\$78,549	\$78,549	\$78,549	\$78,549
47.4708	INSURANCE	\$2,145	\$2,445	\$2,445	\$2,445
47.4709	INTERPRETERS FEES	\$100	\$0	\$0	\$0
47.4710	DEPT MISC/OTHER	\$600	\$0	\$0	\$0
47.4717	BLDG/PROP/EQUIP REPAIRS&MAINTNCE	\$75	\$0	\$0	\$0
47.4733	INDIRECT COST ALLOCATION	\$207,082	\$207,082	\$207,082	\$207,082
47.4745	ALCOHOL/DRUG TESTING	\$0	\$500	\$500	\$500
47.4750	CLIENT ELECTONIC MONITORING	\$500	\$0	\$0	\$0
Total: Contract Services		\$326,294	\$323,581	\$321,741	\$321,741
80.8001	FICA AND MEDICARE	\$88,759	\$83,947	\$83,947	\$84,204
80.8002	HLTH INSUR ACTIVE EMPLOYEE	\$361,061	\$369,469	\$369,469	\$369,469
80.8004	HLTH INSUR OPT OUT	\$0	\$1,500	\$1,500	\$1,500
80.8005	RETIREMENT	\$172,208	\$183,243	\$183,090	\$183,090
80.8006	WORKERS COMPENSATION	\$53,811	\$54,867	\$54,867	\$54,867
80.8007	DISABILITY	\$2,825	\$2,825	\$2,825	\$2,825
Total: Employee Benefits		\$678,664	\$695,851	\$695,698	\$695,955
Total Budgetary Appropriations for A-3140-16		\$2,165,215	\$2,115,782	\$2,113,789	\$2,147,402
Budgetary Revenues					
R1515.R104	PROBATION FEE - ADMINISTRATION	\$(31,000)	\$(31,000)	\$(31,000)	\$(31,000)
R1515.R182	PROBATION FEE - DWI SUPERVISION	\$(27,500)	\$(27,000)	\$(27,000)	\$(27,000)
R1515.R247	PROBATION FEE - MISC FEE/REIMBURSMNT	\$0	\$0	\$0	\$0

County of Sullivan
GENERAL FUND OPERATING BUDGET

Account Number	Description	2014 AMENDED BUDGET	2015 DEPARTMENT REQUEST	2015 RECOMMENDED	2015 ADOPTED
Department : A-3140-16 - PROBATION - PROB - MAIN UNIT					
Budgetary Revenues					
R1515.R309	PROBATION FEE - STOP DWI CHARGEBACKS	\$(40,100)	\$(40,000)	\$(40,000)	\$(40,000)
R1580.R239	RESTITUTION SURCHRG - MAIN	\$(10,000)	\$(5,000)	\$(5,000)	\$(5,000)
R2210.R134	GEN SERV OTHR GOV - CHARGBK - INTERDEPARTMNTL	\$(55,434)	\$(55,434)	\$(55,434)	\$(55,434)
Total: Departmental Revenue		\$(164,034)	\$(158,434)	\$(158,434)	\$(158,434)
R3310.R158	ST AID PROBATION SERV - CRIME VICTIMS	\$(60,328)	\$0	\$0	\$0
R3310.R167	ST AID PROBATION SERV - DEPARTMENTAL AID	\$(202,391)	\$(214,980)	\$(214,980)	\$(214,980)
Total: State Aid		\$(262,719)	\$(214,980)	\$(214,980)	\$(214,980)
R4320.R167	FED AID CRIME CONTRL - DEPARTMENTAL AID	\$(6,500)	\$(4,500)	\$(4,500)	\$(4,500)
R4320.R220	FED AID CRIME CONTRL - IN SCHOOL IN SUCCESS (ISIS)	\$(846)	\$(800)	\$(800)	\$(800)
R4320.R236	FED AID CRIME CONTRL - LOCAL LAW ENFRMNT BLCK GRNT	\$0	\$0	\$0	\$0
Total: Federal Aid		\$(7,346)	\$(5,300)	\$(5,300)	\$(5,300)
Total Budgetary Revenues for A-3140-16		\$(434,099)	\$(378,714)	\$(378,714)	\$(378,714)
COUNTY SHARE		\$1,731,116	\$1,737,068	\$1,735,075	\$1,768,688

County of Sullivan
GENERAL FUND OPERATING BUDGET

Account Number	Description	2014 AMENDED BUDGET	2015 DEPARTMENT REQUEST	2015 RECOMMENDED	2015 ADOPTED
Department : A-3140-17 - PROBATION - PROB- ALTERNATIVES TO INCARCER					
Budgetary Appropriations					
10.1011	REGULAR PAY	\$50,342	\$50,088	\$50,088	\$50,088
10.1012	OVERTIME PAY	\$0	\$0	\$0	\$0
10.1013	LONGEVITY	\$1,900	\$2,000	\$2,000	\$2,000
10.1015	OTHER PAY	\$1,500	\$1,500	\$1,500	\$1,500
Total: Personal Services		\$53,742	\$53,588	\$53,588	\$53,588
47.4703	DUES	\$25	\$25	\$25	\$25
47.4708	INSURANCE	\$1,600	\$1,600	\$1,600	\$1,600
Total: Contract Services		\$1,625	\$1,625	\$1,625	\$1,625
80.8001	FICA AND MEDICARE	\$4,111	\$4,099	\$4,099	\$4,099
80.8002	HLTH INSUR ACTIVE EMPLOYEE	\$20,627	\$21,656	\$21,656	\$21,656
80.8005	RETIREMENT	\$8,223	\$9,110	\$8,880	\$8,880
80.8006	WORKERS COMPENSATION	\$2,570	\$2,679	\$2,679	\$2,679
80.8007	DISABILITY	\$113	\$113	\$113	\$113
Total: Employee Benefits		\$35,644	\$37,657	\$37,427	\$37,427
Total Budgetary Appropriations for A-3140-17		\$91,011	\$92,870	\$92,640	\$92,640
Budgetary Revenues					
R1515.R247	PROBATION FEE - MISC FEE/REIMBURSMNT	\$(3,000)	\$(3,000)	\$(3,000)	\$(3,000)
Total: Departmental Revenue		\$(3,000)	\$(3,000)	\$(3,000)	\$(3,000)
R3310.R167	ST AID PROBATION SERV - DEPARTMENTAL AID	\$(12,309)	\$(12,309)	\$(12,309)	\$(12,309)
Total: State Aid		\$(12,309)	\$(12,309)	\$(12,309)	\$(12,309)
Total Budgetary Revenues for A-3140-17		\$(15,309)	\$(15,309)	\$(15,309)	\$(15,309)
COUNTY SHARE		\$75,702	\$77,561	\$77,331	\$77,331

County of Sullivan
GENERAL FUND OPERATING BUDGET

Account Number	Description	2014 AMENDED BUDGET	2015 DEPARTMENT REQUEST	2015 RECOMMENDED	2015 ADOPTED
Department : A-3140-18 - PROBATION - PROB - PRE TRIAL RELEASE					
Budgetary Appropriations					
10.1011	REGULAR PAY	\$42,282	\$84,525	\$84,525	\$84,525
10.1013	LONGEVITY	\$700	\$2,500	\$2,500	\$2,500
10.1015	OTHER PAY	\$1,500	\$3,000	\$3,000	\$3,000
Total: Personal Services		\$44,482	\$90,025	\$90,025	\$90,025
47.4703	DUES	\$25	\$50	\$50	\$50
Total: Contract Services		\$25	\$50	\$50	\$50
80.8001	FICA AND MEDICARE	\$3,518	\$6,887	\$6,887	\$6,887
80.8002	HLTH INSUR ACTIVE EMPLOYEE	\$0	\$21,656	\$21,656	\$21,656
80.8004	HLTH INSUR OPT OUT	\$1,500	\$0	\$0	\$0
80.8005	RETIREMENT	\$6,806	\$15,304	\$14,917	\$14,917
80.8006	WORKERS COMPENSATION	\$2,121	\$4,501	\$4,501	\$4,501
80.8007	DISABILITY	\$113	\$226	\$226	\$226
Total: Employee Benefits		\$14,058	\$48,574	\$48,187	\$48,187
	Total Budgetary Appropriations for A-3140-18	\$58,565	\$138,649	\$138,262	\$138,262
Budgetary Revenues					
R3310.R167	ST AID PROBATION SERV - DEPARTMENTAL AID	\$(16,995)	\$(16,995)	\$(16,995)	\$(16,995)
Total: State Aid		\$(16,995)	\$(16,995)	\$(16,995)	\$(16,995)
	Total Budgetary Revenues for A-3140-18	\$(16,995)	\$(16,995)	\$(16,995)	\$(16,995)
	COUNTY SHARE	\$41,570	\$121,654	\$121,267	\$121,267

A-3315 STOP DWI

Mission Statement

This appropriation line funds the Sullivan County Stop DWI Program. Stop DWI is a statewide initiative to educate the traveling public about the dangers of driving while intoxicated.

	<u>2014 Amended</u>	<u>2015 Adopted</u>
Budgetary Appropriations		
Equipment	\$5,000	\$0
Contract Services	\$276,708	\$281,708
Total Budgetary Appropriations	<u>\$281,708</u>	<u>\$281,708</u>
Budgetary Revenues		
Departmental Revenue	\$270,208	\$270,208
State Aid	\$11,500	\$11,500
Federal Aid	\$0	\$0
Total Budgetary Revenues	<u>\$281,708</u>	<u>\$281,708</u>
County Share	<u>\$0</u>	<u>\$0</u>

A3315 STOP DWI

Sullivan County Stop DWI is part of a statewide program under the Governor's Highway Safety Commission to educate the public on the negative effects of driving while intoxicated that could lead to motor vehicle accidents that cause injury and death to our citizens.

Stop DWI is fully funded through the Governor's Highway Safety Commission and revenues collected at the Victim Impact Panel sessions. It is a non-mandated program.

Program Areas and Services

Actual County Cost of Program/Activity 2013: \$0

Service Provided: Education, training, and rehabilitation of DWI drivers

Population Served: All Sullivan County residents

County of Sullivan
GENERAL FUND OPERATING BUDGET

Account Number	Description	2014 AMENDED BUDGET	2015 DEPARTMENT REQUEST	2015 RECOMMENDED	2015 ADOPTED
Department : A-3315 - STOP DWI					
Budgetary Appropriations					
20.2002	ELECTRONIC/COMPUTER	\$5,000	\$0	\$0	\$0
Total: Equipment		\$5,000	\$0	\$0	\$0
42.4201	ADVERTISING	\$10,000	\$10,000	\$10,000	\$10,000
42.4203	OFFICE SUPPLIES	\$200	\$200	\$200	\$200
45.4506	PUBLIC SAFETY	\$708	\$0	\$0	\$0
45.4541	SM EQUIP TOOLS APPLNCS, SM ELECT	\$2,507	\$5,000	\$5,000	\$5,000
47.4703	DUES	\$850	\$850	\$850	\$850
47.4733	INDIRECT COST ALLOCATION	\$5,350	\$5,350	\$5,350	\$5,350
47.4745	ALCOHOL/DRUG TESTING	\$1,500	\$1,500	\$1,500	\$1,500
47.4752	MISC PROGRAM EXP	\$255,593	\$258,808	\$258,808	\$258,808
Total: Contract Services		\$276,708	\$281,708	\$281,708	\$281,708
	Total Budgetary Appropriations for A-3315	\$281,708	\$281,708	\$281,708	\$281,708
Budgetary Revenues					
R1589.R325	PUBLIC SAFETY FEE - VICTIM IMPACT PANEL	\$(15,900)	\$(15,900)	\$(15,900)	\$(15,900)
R2615.R239	STOP-DWI FINE - MAIN	\$(254,308)	\$(254,308)	\$(254,308)	\$(254,308)
Total: Departmental Revenue		\$(270,208)	\$(270,208)	\$(270,208)	\$(270,208)
R3389.R167	ST AID PUBLIC SAFETY - DEPARTMENTAL AID	\$(11,500)	\$(11,500)	\$(11,500)	\$(11,500)
Total: State Aid		\$(11,500)	\$(11,500)	\$(11,500)	\$(11,500)
	Total Budgetary Revenues for A-3315	\$(281,708)	\$(281,708)	\$(281,708)	\$(281,708)
	COUNTY SHARE	\$0	\$0	\$0	\$0

A-3410 FIRE PROTECTION

Mission Statement

The Sullivan County Bureau of Fire acts as a liaison between County Government, fire departments of Sullivan County, New York State Office of Fire Prevention and Control, and other emergency agencies in matters that affect fire issues and incidents. The County Fire Coordinator oversees the County Fire Mutual Aid Plan, administers fire training programs, organizes and supervises special teams for fire investigation, wild land search and rescue, hazardous materials and water rescue and recovery.

	2014 Amended	2015 Adopted
Budgetary Appropriations		
Personal Services	\$47,095	\$43,359
Equipment	\$0	\$0
Contract Services	\$40,586	\$45,301
Employee Benefits	\$12,984	\$13,303
Total Budgetary Appropriations	\$100,665	\$101,963
Budgetary Revenues		
Departmental Revenue	\$0	\$0
State Aid	\$0	\$0
Total Budgetary Revenues	\$0	\$0
 County Share	 \$100,665	 \$101,963
 Positions	 7	 7

A3410 BUREAU OF FIRE

The Bureau of Fire is charged with oversight of the Sullivan County Fire Mutual Aid Plan, administers fire training programs, organizes and supervises special teams for fire investigation, wild land search and rescue, hazardous materials and water rescue and recovery. The Fire Coordinator is the county liaison to the New York State Office of Fire Prevention and Control and other agencies in matters that affect fire issues and incidents.

The Bureau of Fire receives no outside funding and is 100% County share. The Bureau of Fire is a non-mandated program.

Program Areas and Services

Actual County Cost of Program/Activity 2013: \$81,799

Service Provided: Emergency response to fire, accidents, rescue calls, and hazardous materials incidents

Population Served: All County residents and visitors



Typist PT

Deputy Fire Coordinator PT (5)

FIRE PROTECTION

FIRE PROTECTION

Personal Services:	AMENDED	REQUESTED	RECOMMENDED	ADOPTED
	2014	2015	2015	2015
DEPUTY FIRE COORD PT	5	5	5	5
FIRE COORDINATOR	1	1	1	1
TYPYST PT	1	1	1	1
	<hr/>	<hr/>	<hr/>	<hr/>
	7	7	7	7

2015 BUDGET SALARIES BY DEPARTMENT

POSITION	POSITION	2014 BUDGET	2015 BUDGET	2015 BUDGET	2015 BUDGET
NUMBER	DESCRIPTION	AMENDED	REQUESTED	RECOMMENDED	ADOPTED
A-3410	FIRE PROTECTION				
35	DEPUTY FIRE COORD PT	\$5,000	\$5,000	\$5,000	\$5,000
189	FIRE COORDINATOR	\$16,954	\$17,124	\$17,124	\$17,124
216	DEPUTY FIRE COORD PT	\$5,000	\$5,000	\$5,000	\$5,000
236	DEPUTY FIRE COORD PT	\$5,000	\$5,000	\$5,000	\$5,000
655	DEPUTY FIRE COORD PT	\$5,000	\$5,000	\$5,000	\$5,000
875	TYPYST PT	\$875	\$875	\$875	\$875
2403	DEPUTY FIRE COORD PT	\$5,000	\$5,000	\$5,000	\$5,000

County of Sullivan
GENERAL FUND OPERATING BUDGET

Account Number	Description	2014 AMENDED BUDGET	2015 DEPARTMENT REQUEST	2015 RECOMMENDED	2015 ADOPTED
Department : A-3410 - FIRE PROTECTION					
Budgetary Appropriations					
10.1011	REGULAR PAY	\$46,759	\$42,999	\$42,999	\$42,999
10.1013	LONGEVITY	\$336	\$360	\$360	\$360
Total: Personal Services		\$47,095	\$43,359	\$43,359	\$43,359
40.4001	AGENCIES	\$0	\$3,000	\$3,000	\$3,000
41.4101	GASOLINE EXPENSE	\$200	\$400	\$400	\$400
41.4104	MILEAGE/TOLLS	\$6,000	\$6,000	\$6,000	\$6,000
41.4105	REGISTRATION FEES	\$200	\$200	\$200	\$200
41.4106	REPAIRS/MAINTENANCE	\$500	\$1,000	\$1,000	\$1,000
42.4203	OFFICE SUPPLIES	\$100	\$100	\$100	\$100
42.4204	POSTAGE	\$100	\$100	\$100	\$100
42.4205	PRINTING	\$0	\$2,120	\$2,120	\$2,120
44.4406	WIRELESS COMMUNICATIONS	\$2,257	\$2,200	\$2,200	\$2,200
45.4506	PUBLIC SAFETY	\$1,241	\$2,500	\$2,500	\$2,500
45.4541	SM EQUIP TOOLS APPLNCS, SM ELECT	\$0	\$0	\$0	\$0
46.4603	EMPL UNIFORM ALLOWANCE	\$2,614	\$0	\$0	\$0
47.4703	DUES	\$25	\$25	\$25	\$25
47.4707	MAINTENANCE IN LIEU OF RENT	\$25,841	\$25,841	\$25,841	\$25,841
47.4708	INSURANCE	\$815	\$815	\$815	\$815
47.4717	BLDG/PROP/EQUIP REPAIRS&MAINTNCE	\$693	\$1,000	\$1,000	\$1,000
Total: Contract Services		\$40,586	\$45,301	\$45,301	\$45,301
80.8001	FICA AND MEDICARE	\$3,602	\$3,290	\$3,290	\$3,290
80.8002	HLTH INSUR ACTIVE EMPLOYEE	\$0	\$0	\$0	\$0
80.8004	HLTH INSUR OPT OUT	\$0	\$0	\$0	\$0
80.8005	RETIREMENT	\$6,610	\$6,450	\$7,185	\$7,185
80.8006	WORKERS COMPENSATION	\$2,094	\$2,150	\$2,150	\$2,150
80.8007	DISABILITY	\$678	\$678	\$678	\$678
Total: Employee Benefits		\$12,984	\$12,568	\$13,303	\$13,303
Total Budgetary Appropriations for A-3410		\$100,665	\$101,228	\$101,963	\$101,963
Budgetary Revenues					
R3389.R201	ST AID PUBLIC SAFETY - FIRE GRANT	\$0	\$0	\$0	\$0
Total: State Aid		\$0	\$0	\$0	\$0
Total Budgetary Revenues for A-3410		\$0	\$0	\$0	\$0
COUNTY SHARE		\$100,665	\$101,228	\$101,963	\$101,963

A-3520 ANIMAL CONTROL

Mission Statement

This appropriation line provides funding for a contract between Sullivan County and the County Animal Control Officer.

	<u>2014 Amended</u>	<u>2015 Adopted</u>
Budgetary Appropriations		
Contract Services	\$2,500	\$2,500
Total Budgetary Appropriations	<u>\$2,500</u>	<u>\$2,500</u>
County Share	<u>\$2,500</u>	<u>\$2,500</u>

A3520 ANIMAL CONTROL

The purpose of Animal Control is to provide support of animal recovery to the County Public Health Office, Sheriff's Office and Probation Department. Assistance is provided through the appointment of a County animal control officer (contractor), who will recover animals for the County agencies if no owner or volunteer is willing to assist the County for the animals' safety and health while the owner is being processed, or charged for a crime, and will be not available to take care of their animal(s).

There is no source of outside funding for Animal Control and the program is 100% County cost. Animal Control is a non-mandated program.

Program Areas and Services

Actual County Cost of Program/Activity 2013: \$2,283

Service Provided: County animal control officer responds to assist county agencies (Public Health, Sheriff, and Probation) when an animal is in need of assistance due to fact their owner is being taken into custody, or the owner is not providing proper care to the animal(s).

Population Served: All Sullivan County residents and visitors

County of Sullivan
GENERAL FUND OPERATING BUDGET

Account Number	Description	2014 AMENDED BUDGET	2015 DEPARTMENT REQUEST	2015 RECOMMENDED	2015 ADOPTED
Department : A-3520 - ANIMAL CONTROL					
Budgetary Appropriations					
40.4001	AGENCIES	\$2,500	\$2,500	\$2,500	\$2,500
Total: Contract Services		\$2,500	\$2,500	\$2,500	\$2,500
Total Budgetary Appropriations for A-3520		\$2,500	\$2,500	\$2,500	\$2,500
COUNTY SHARE		\$2,500	\$2,500	\$2,500	\$2,500

A-3620 SAFETY INSPECTION - ELEC LICEN

Mission Statement

This appropriation line provides funding required to the County's Electrical Licensing Board and staff, which is responsible to ensure that electricians practicing their trade within the County are properly licensed.

	2014 Amended	2015 Adopted
Budgetary Appropriations		
Personal Services	\$0	\$10,000
Contract Services	\$1,750	\$9,000
Total Budgetary Appropriations	\$1,750	\$19,000
Budgetary Revenues		
Departmental Revenue	\$25,000	\$45,000
Total Budgetary Revenues	\$25,000	\$45,000
 County Share	 \$(23,250)	 \$(26,000)

A3620 SAFETY INPSECTION – ELECTRICAL LICENSING

The purpose of the Sullivan County Electrical licensing Board is to ensure that all electricians doing work in Sullivan County have the proper training to work safely and make proper installations, repairs and improvements to electrical systems

The Electrical Licensing Board generates revenue for the County through fees for testing and licenses. It is a non-mandated program.

Program Areas and Services

Actual County Cost of Program/Activity 2013: (\$17,586)

Service Provided: Administration of background checks of training and experience; testing; issuance of a master electrical license to all persons who are qualified; collection of required annual fee for license

Population Served: All County residents and visitors

County of Sullivan
GENERAL FUND OPERATING BUDGET

Account Number	Description	2014 AMENDED BUDGET	2015 DEPARTMENT REQUEST	2015 RECOMMENDED	2015 ADOPTED
Department : A-3620 - SAFETY INSPECTION - ELEC LICEN					
Budgetary Appropriations					
10.1011	REGULAR PAY	\$0	\$0	\$0	\$10,000
Total: Personal Services		\$0	\$0	\$0	\$10,000
40.4013	CONTRACT OTHER	\$500	\$500	\$500	\$4,000
41.4108	AUTO TRAVEL OTHER	\$0	\$0	\$0	\$1,000
42.4201	ADVERTISING	\$50	\$50	\$50	\$1,000
42.4203	OFFICE SUPPLIES	\$100	\$100	\$100	\$500
42.4204	POSTAGE	\$500	\$600	\$600	\$1,500
42.4205	PRINTING	\$600	\$650	\$650	\$1,000
Total: Contract Services		\$1,750	\$1,900	\$1,900	\$9,000
Total Budgetary Appropriations for A-3620		\$1,750	\$1,900	\$1,900	\$19,000
Budgetary Revenues					
R1589.R103	PUBLIC SAFETY FEE - FINES	\$0	\$0	\$0	\$(20,000)
R2501.R187	BUSINSS/OCCPTNL LICENSE - ELECTRICIAN	\$(25,000)	\$(25,000)	\$(25,000)	\$(25,000)
Total: Departmental Revenue		\$(25,000)	\$(25,000)	\$(25,000)	\$(45,000)
Total Budgetary Revenues for A-3620		\$(25,000)	\$(25,000)	\$(25,000)	\$(45,000)
COUNTY SHARE		\$(23,250)	\$(23,100)	\$(23,100)	\$(26,000)

THIS PAGE INTENTIONALLY LEFT BLANK

Division of Planning and Environmental Management

	<u>2014 Amended</u>	<u>2015 Adopted</u>
Budgetary Appropriations		
Personal Services	\$1,288,751	\$1,174,049
Equipment	\$0	\$0
Contract Services	\$879,568	\$748,554
Employee Benefits	\$700,652	\$612,573
Interfund Transfer Debt Service	\$0	\$0
Total Budgetary Appropriations	<u>\$2,868,971</u>	<u>\$2,535,176</u>
Budgetary Revenues		
Departmental Revenue	\$518,989	\$156,940
State Aid	\$211,595	\$119,218
Federal Aid	\$814,191	\$736,449
Total Budgetary Revenues	<u>\$1,544,775</u>	<u>\$1,012,607</u>
County Share	<u>\$1,324,196</u>	<u>\$1,522,569</u>

A-1355 REAL PROPERTY TAX MAP

Mission Statement

The mission of the Sullivan County Department of Real Property Tax Services is to fulfill the requirements of the New York State Law and Regulations to achieve and maintain equitable assessments throughout the County of Sullivan. With that in mind, our main goal is to create and preserve tax equity within and between municipalities. In accordance with state mandates, this office provides assessment and taxation related services to both county and town officials and members of the public. We are charged with the responsibility of maintaining tax maps and updating all ownership information for all real property within the boundaries of the County of Sullivan.

	2014 Amended	2015 Adopted
Budgetary Appropriations		
Personal Services	\$307,279	\$329,922
Contract Services	\$96,813	\$99,463
Employee Benefits	\$174,994	\$192,445
Total Budgetary Appropriations	\$579,086	\$621,830
 Budgetary Revenues		
Departmental Revenue	\$69,525	\$76,140
State Aid	\$0	\$0
Total Budgetary Revenues	\$69,525	\$76,140
 County Share	\$509,561	\$545,690
 Positions	 6	 6

A1355 REAL PROPERTY TAX SERVICES

The Real Property Tax Services Office was created to fulfill the requirements of the New York State Law and Regulations to achieve and maintain equitable assessments throughout the County of Sullivan and to ensure the enforcement of liens created upon the levy of taxes. This office provides assessment and tax related services to both county and town officials as well as the public.

The Real Property Tax Services Office charges costs related to vendor services back to the towns. It also receives a small amount of revenue through the sale of maps and GIS data. The Real Property Tax Services Office performs mandated services under sections 1530 and 1532 of the Real Property Tax Law of the State of New York.

Program Areas and Services

Tax Map maintenance and associated Real Property Tax related functions

Actual County Cost of Program/Activity 2013: \$406,987

Service Provided: Review all deeds/maps, and other documents filed in the S.C. Clerk's office; search title to properties conveyed to ensure accurate property grantor information; review descriptions contained in deeds of conveyance and maps; make changes to County property ownership records and tax maps; convert paper tax maps/maintain digital GIS maps; notices sent to title companies, attorneys, property owners, etc; forward change in ownership information, deeds and changes to the tax maps to assessors for update; provision of new paper tax maps to assessors; correction of errors processing; provide training to assessors/Boards of Assessment Review; prepare reports for various departments (i.e.: tax levy information); Digital Tax map sales and sales to public.

Population Served: County of Sullivan; all Towns, Villages and School Districts; Emergency Service providers; residents and property owners within the boundaries of Sullivan County; title companies; attorneys; mortgage companies; vendors; visitors; etc.

Geographic Information Systems (GIS)

Actual County Cost of Program/Activity 2013: \$37,025

Service Provided: Creation of digital layers for the various GIS users; Maintenance of Agricultural Districts and preparation of maps for mandated reviews; Analyze Census data; Provide FEMA flood maps for insurance purposes; coordinate with towns and villages to

update and improve Zoning maps; provide necessary GIS data to reduce outside vendor costs to the County; provide large map scanning services for other County departments; provide technical GIS assistance to the public, municipalities and county departments; continue to improve the quality and structure of GIS data.

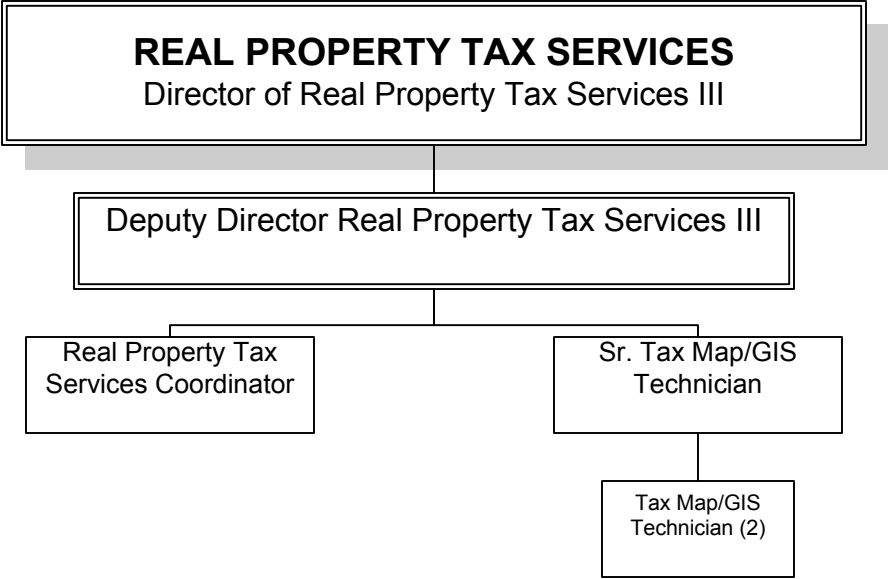
Population Served: County of Sullivan; all Towns, Villages and School Districts; Emergency Service providers; residents and property owners within the boundaries of Sullivan County; title companies; attorneys; mortgage companies; vendors; visitors; etc.

911 Addressing

Actual County Cost of Program/Activity 2013: \$55,971

Service Provided: Assign new E-911 addresses for new construction and existing structures that currently do not have an address; provide address verification upon request; resolve address discrepancies amongst different entities, i.e., assessors records, telephone service provider records, U.S. postal service records and the 911 data base, etc.; research and remove invalid addresses; readdress based upon new town road designations; serve as liaison between public and all aforementioned entities for address purposes; Correct spatial accuracy of existing 911 addresses; develop and maintain auxiliary layers for the 911 dispatch center, i.e., landing zones, cell towers/sector, etc.; run audits on the 911 database to ensure accuracy of information; public service/problem resolution regarding the 911 database; update and correct the Verizon address database; provide emergency management resolution support; update and trouble shoot 911 dispatch database issues. Create in the database any new public or private roads.

Population Served: County of Sullivan; all Towns, Villages and School Districts; Emergency Service providers; residents and property owners within the boundaries of Sullivan County; title companies; attorneys; mortgage companies; vendors; visitors; etc.



REAL PROPERTY TAX MAP

REAL PROPERTY TAX MAP

Personal Services:	AMENDED	REQUESTED	RECOMMENDED	ADOPTED
	2014	2015	2015	2015
DEPUTY DIR REAL PROP TAX SVC III	1	1	1	1
DIR REAL PROPERTY TAX SVS III	1	1	1	1
REAL PROPERTY TAX SVCS COORD	1	1	1	1
SR TAX MAP/GIS TECHNICIAN	1	1	1	1
TAX MAP/GIS TECHNICIAN	2	2	2	2
	<u>6</u>	<u>6</u>	<u>6</u>	<u>6</u>

2015 BUDGET SALARIES BY DEPARTMENT

POSITION	POSITION	2014 BUDGET	2015 BUDGET	2015 BUDGET	2015 BUDGET
NUMBER	DESCRIPTION	AMENDED	REQUESTED	RECOMMENDED	ADOPTED
A-1355	REAL PROPERTY TAX MAP				
28	REAL PROPERTY TAX SVCS COORD	\$50,431	\$50,935	\$50,935	\$50,935
39	DIR REAL PROPERTY TAX SVS III	\$82,261	\$83,084	\$83,084	\$83,084
312	DEPUTY DIR REAL PROP TAX SVC III	\$60,212	\$60,814	\$60,814	\$60,814
2694	SR TAX MAP/GIS TECHNICIAN	\$56,484	\$47,937	\$47,937	\$47,937
2697	TAX MAP/GIS TECHNICIAN	\$41,532	\$41,947	\$41,947	\$41,947
2698	TAX MAP/GIS TECHNICIAN	\$41,532	\$37,754	\$37,754	\$37,754

County of Sullivan
GENERAL FUND OPERATING BUDGET

Account Number	Description	2014 AMENDED BUDGET	2015 DEPARTMENT REQUEST	2015 RECOMMENDED	2015 ADOPTED
Department : A-1355 - REAL PROPERTY TAX MAP					
Budgetary Appropriations					
10.1011	REGULAR PAY	\$298,729	\$321,622	\$321,622	\$321,622
10.1013	LONGEVITY	\$8,550	\$8,300	\$8,300	\$8,300
Total: Personal Services		\$307,279	\$329,922	\$329,922	\$329,922
40.4013	CONTRACT OTHER	\$42,500	\$45,000	\$45,000	\$45,000
41.4102	LODGING	\$500	\$500	\$500	\$500
41.4103	MEALS	\$0	\$150	\$150	\$150
41.4104	MILEAGE/TOLLS	\$20	\$20	\$20	\$20
41.4105	REGISTRATION FEES	\$500	\$500	\$500	\$500
41.4109	CO FLEET CHARGEBACK	\$500	\$500	\$500	\$500
42.4201	ADVERTISING	\$162	\$0	\$0	\$0
42.4203	OFFICE SUPPLIES	\$1,500	\$1,500	\$1,500	\$1,500
42.4204	POSTAGE	\$1,500	\$1,500	\$1,500	\$1,500
42.4205	PRINTING	\$2,300	\$2,300	\$2,300	\$2,300
43.4301	SUPPLIES	\$500	\$500	\$500	\$500
46.4612	EMPL TRAINING	\$88	\$250	\$250	\$250
47.4702	EQUIP SERVICE/REPAIRS	\$0	\$0	\$0	\$0
47.4703	DUES	\$220	\$220	\$220	\$220
47.4707	MAINTENANCE IN LIEU OF RENT	\$45,773	\$45,773	\$45,773	\$45,773
47.4717	BLDG/PROP/EQUIP REPAIRS&MAINTNCE	\$750	\$750	\$750	\$750
Total: Contract Services		\$96,813	\$99,463	\$99,463	\$99,463
80.8001	FICA AND MEDICARE	\$23,507	\$25,239	\$25,239	\$25,239
80.8002	HLTH INSUR ACTIVE EMPLOYEE	\$88,495	\$101,558	\$101,558	\$101,558
80.8005	RETIREMENT	\$47,014	\$56,086	\$48,474	\$48,474
80.8006	WORKERS COMPENSATION	\$15,300	\$16,496	\$16,496	\$16,496
80.8007	DISABILITY	\$678	\$678	\$678	\$678
Total: Employee Benefits		\$174,994	\$200,057	\$192,445	\$192,445
Total Budgetary Appropriations for A-1355		\$579,086	\$629,442	\$621,830	\$621,830
Budgetary Revenues					
R1250.R247	REAL PROP TAX MAP - MISC FEE/REIMBURSMNT	\$(2,225)	\$(2,600)	\$(2,600)	\$(2,600)
R1250.R283	REAL PROP TAX MAP - REIMBURSE- TRAVEL	\$(150)	\$(500)	\$(500)	\$(500)
R2210.R131	GEN SERV OTHR GOV - CHARGBCK - COMPUTER	\$(62,500)	\$(65,000)	\$(65,000)	\$(65,000)
R2655.R210	SALES - GIS	\$(3,000)	\$(6,000)	\$(6,000)	\$(6,000)
R2655.R241	SALES - MAPS	\$(1,500)	\$(1,600)	\$(1,600)	\$(1,600)
R2655.R338	SALES - OTHER	\$(150)	\$(440)	\$(440)	\$(440)
Total: Departmental Revenue		\$(69,525)	\$(76,140)	\$(76,140)	\$(76,140)
Total Budgetary Revenues for A-1355		\$(69,525)	\$(76,140)	\$(76,140)	\$(76,140)
COUNTY SHARE		\$509,561	\$553,302	\$545,690	\$545,690

A-6293 CENTER FOR WORKFORCE DEVELOPMENT

Mission Statement

The mission of the Sullivan County Center for Workforce Development is to be the recognized leader in providing high quality employment related resources and services to our community's individuals and businesses. We measure success one customer at a time.

	<u>2014 Amended</u>	<u>2015 Adopted</u>
Budgetary Appropriations		
Personal Services	\$649,313	\$499,864
Equipment	\$0	\$0
Contract Services	\$524,083	\$362,403
Employee Benefits	\$334,052	\$209,798
Total Budgetary Appropriations	<u>\$1,507,448</u>	<u>\$1,072,065</u>
 Budgetary Revenues		
Departmental Revenue	\$449,064	\$80,800
State Aid	\$111,595	\$119,218
Federal Aid	\$814,191	\$736,449
Total Budgetary Revenues	<u>\$1,374,850</u>	<u>\$936,467</u>
 County Share	<u>\$132,598</u>	<u>\$135,598</u>
 Positions	41	37

A6293 Center for Workforce Development

The Center for Workforce Development (CWD) is the leader in providing high quality employment related resources and services to Sullivan County's individuals and businesses. CWD currently oversees and implements employment and training related programs. In addition, the Center for Workforce Development staffs the Workforce Development Board. CWD works closely with the NYS Department of Labor staff and other local partners to provide services to individuals and businesses in Sullivan County. CWD also manages the One Stop Center and is an integral member of the One Stop Operating Consortia.

The Center for Workforce Development is primarily funded with federal dollars. Federal funding is passed to the NYS Department of Labor, which in turn passes the funding through to the County. The Federal Workforce Investment Act mandates the creation of a local Workforce Investment Board. One Board for each Workforce Investment Area is required, and Sullivan County remains its own workforce area. Board responsibilities include development and oversight of local One Stop system, selection and certification of One Stop operator and center(s), oversight of Youth Council (Emerging Worker Council), partnering with economic development efforts, setting benchmarks for the system, and ensuring compliance with Federal and State rules and regulations. The Workforce Investment Act requires the creation of at least one physical One Stop Center. Mandated programs include Title I Administration, Adult, Dislocated Worker and Youth Programs, Welfare to Work, and Title V Senior Community Service Employment Program.

Program Areas and Services

Administration

Actual County Cost of Program/Activity 2013: \$0.00

Service Provided by Program: The administration funds cover the fiscal duties required under the Workforce Investment Act. This includes the filing of monthly state reports, processing of vouchers, auditing of outside contracts, drawing down of funds, procurement, meeting with state monitors/auditors and other related fiscal functions. Also, CWD provides staff to the Workforce Investment Board, and the Director represents Sullivan County on several boards and task forces.

Population Served by Program: Residents of Sullivan County aged 14 and up who are emerging, transitioning or looking to move up in employment, as well as Sullivan County businesses who are looking for employees or looking to upgrade the skills of their existing workforce.

Title 1 Adult Program and Dislocated Worker

Actual County Cost of Program/Activity 2013: \$0.00

Service Provided by Program: Assist individuals in achieving self-sufficiency by providing opportunities to increase their income through higher wage employment, education and/or training, as well as to assist individuals who have been laid off to rapidly reattach to the workforce. Individuals may need an immediate job and/or enrollment in training and/or education activities to upgrade skills or learn new skills.

Population Served by Program: Individuals who are not yet self-sufficient; Certified Dislocated Workers in need of training/retraining to secure new jobs.

Title 1 Youth Program

Actual County Cost of Program/Activity 2013: \$0.00

Service Provided by Program: Provide youth with opportunities for education, training and employment. Focus is on education and skills development. Employment is a focus for older youth.

Population Served by Program: Youth aged 14-21 who are economically disadvantaged and have life situations that seriously impede their ability to be successful.

TANF/SN Employment and Training Program (“Welfare to Work”)

Actual County Cost of Program/Activity 2012: \$351,049 (DFS Expense; Moving to DFS in FY 2015)

Service Provided by Program: Assist individuals in transitioning off of public assistance and into the labor force while complying with mandated activities. Applicants/recipients of public assistance receive orientation, assessment of skills, development of Individual Employment Plan, direct job referrals, placement in education and /or occupational skills training, placement in work experience, monitoring and case management, coordination of supportive services such as transportation and child care.

Population Served by Program: Residents of Sullivan County who have applied for or in receipt of public assistance and who, as part of eligibility, must be engaged in education and training activities that will lead to employment.

Title V Senior Community Service Employment Program (SCSEP)

Actual County Cost of Program/Activity 2013: \$0

Service Provided by Program: Provide part time paid public sector work experience, job referral and placement services, and case management services

Population Served by Program: Sullivan county residents aged 55+ whose income is at or below 125% of poverty

Wheels for Work Program

Actual County Cost of Program/Activity 2013: \$0

Service Provided by Program: Provides low interest car loans, budget and credit assistance, assistance with car repairs and insurance to eligible applicants; program directly supports private sector businesses such as banks, used car dealerships, insurance companies, auto repair shops, driving schools and defensive driving class providers.

Population Served by Program: Low income, working individuals with children whose household income is at or below 200% of poverty.

Summer Youth Employment Program

Actual County Cost of Program/Activity 2013: \$0

Service Provided by Program: Six weeks of paid work experience and work readiness skills development.

Population Served by Program: Youth aged 14 - 21 whose families meet 200% of federal poverty level.

Catskill Ramapo Library System

Actual County Cost of Program/Activity 2013: \$0

Service Provided by Program: Provides job search, resume review, preparation and career counseling to Sullivan County residents at various libraries.

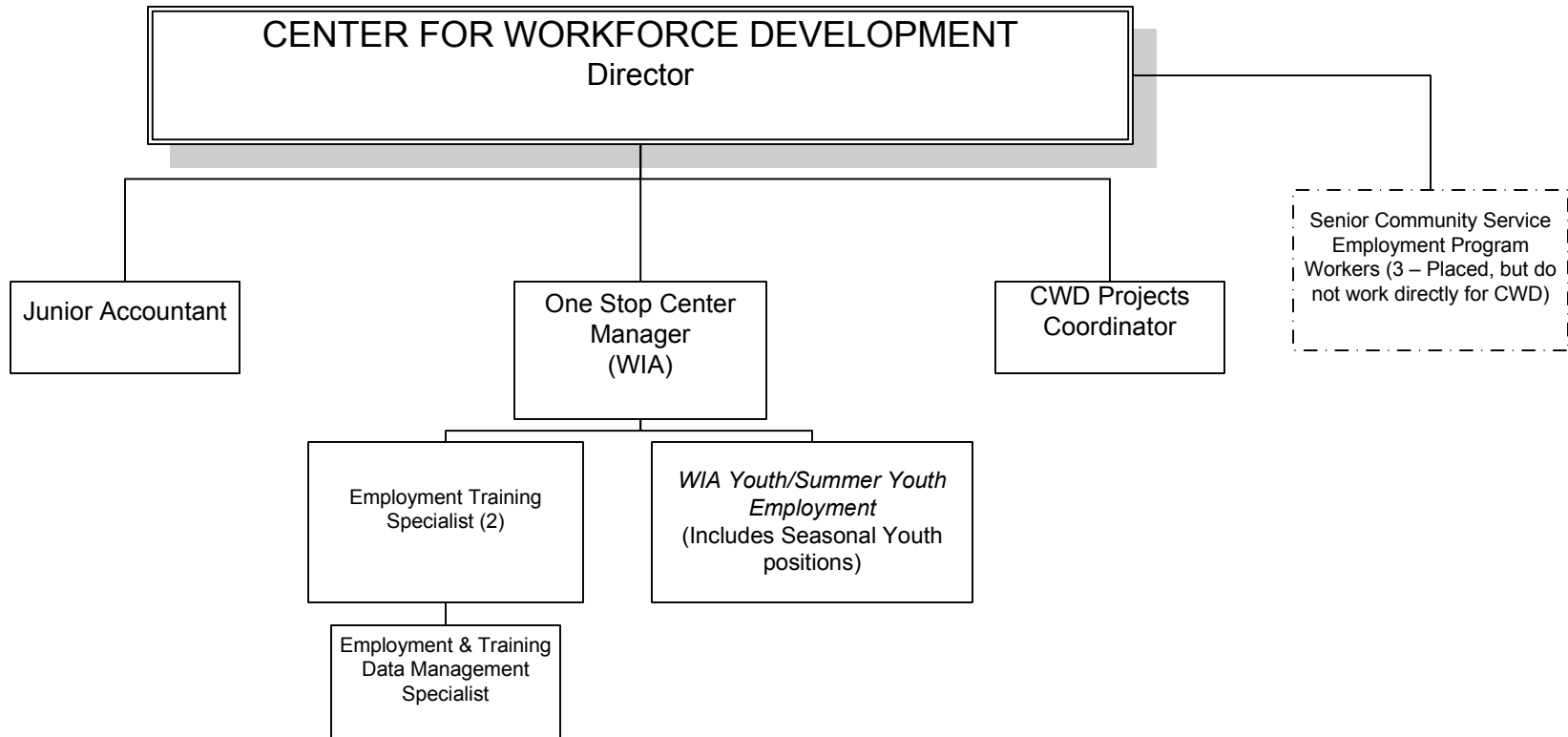
Population Served by Program: All Sullivan County residents

Sullivan Renaissance Youth Internship Program

Actual County Cost of Program/Activity 2013: \$0

Service Provided by Program: Administration of the seasonal youth internship program that provides paid internships to youth to work for various groups participating in the Sullivan Renaissance beautification program.

Population Served by Program: Sullivan County youth ages 16-20



CENTER FOR WORKFORCE DEVELOPMENT

CENTER FOR WORKFORCE DEVELOPMENT

Personal Services:	AMENDED	REQUESTED	RECOMMENDED	ADOPTED
	2014	2015	2015	2015
CREW LEADER	1	1	1	1
CREW LEADER SEAS	7	7	7	7
CWD PROJECTS COORDINATOR	1	1	1	1
DIR CENTER FOR WORKFORCE DEV	1	1	1	1
EMPL & TRNG DATA MGMT SPECIAL	1	1	1	1
EMPL & TRNG SPECIALIST	5	5	2	2
EMPL & TRNG SUPERVISOR	1	1	0	0
JUNIOR ACCOUNTANT	1	1	1	1
ONE STOP MANAGER	1	1	1	1
SENIOR COMM SVC EMP PRG WRKR TFT	1	1	1	1
SENIOR COMM SVC EMPL PRG WRKR PT	1	1	1	1
SENIOR COMMUN EMPL PROG TR TFT	1	1	1	1
SENIOR CREW LEADER SEAS	3	3	3	3
SUMMER YOUTH	0	0	0	0
YOUTH INTERN-CWD (SULL REN)	16	16	16	16
	41	41	37	37

2015 BUDGET SALARIES BY DEPARTMENT

POSITION NUMBER	POSITION DESCRIPTION	2014 BUDGET AMENDED	2015 BUDGET REQUESTED	2015 BUDGET RECOMMENDED	2015 BUDGET ADOPTED
A-6293	CENTER FOR WORKFORCE DEVELOPMENT				
36	JUNIOR ACCOUNTANT	\$47,462	\$47,937	\$47,937	\$47,937
64	CWD PROJECTS COORDINATOR	\$41,532	\$41,947	\$41,947	\$41,947
97	DIR CENTER FOR WORKFORCE DEV	\$68,530	\$69,215	\$69,215	\$69,215
752	EMPL & TRNG SPECIALIST	\$33,037	\$33,367	\$33,367	\$33,367
756	EMPL & TRNG SPECIALIST	\$36,707	\$37,074	\$0	\$0
1685	CREW LEADER SEAS	\$2,340	\$2,340	\$2,340	\$2,340
1687	CREW LEADER SEAS	\$2,340	\$2,340	\$2,340	\$2,340
1708	EMPL & TRNG DATA MGMT SPECIAL	\$36,707	\$37,074	\$37,074	\$37,074
1832	EMPL & TRNG SPECIALIST	\$33,037	\$33,367	\$33,367	\$33,367
1853	SENIOR COMM SVC EMP PRG WRKR TFT	\$7,540	\$8,710	\$8,710	\$8,710
1855	SENIOR COMM SVC EMPL PRG WRKR PT	\$7,540	\$8,710	\$8,710	\$8,710
2108	EMPL & TRNG SUPERVISOR	\$47,116	\$47,587	\$0	\$0
2110	EMPL & TRNG SPECIALIST	\$36,707	\$37,074	\$0	\$0
2178	SENIOR COMMUN EMPL PROG TR TFT	\$7,540	\$8,710	\$8,710	\$8,710
2389	ONE STOP MANAGER	\$56,124	\$56,685	\$56,685	\$56,685
2461	YOUTH INTERN-CWD (SULL REN)	\$1,750	\$1,750	\$1,750	\$1,750
2462	YOUTH INTERN-CWD (SULL REN)	\$1,750	\$1,750	\$1,750	\$1,750
2463	YOUTH INTERN-CWD (SULL REN)	\$1,750	\$1,750	\$1,750	\$1,750
2464	YOUTH INTERN-CWD (SULL REN)	\$1,750	\$1,750	\$1,750	\$1,750
2465	YOUTH INTERN-CWD (SULL REN)	\$1,750	\$1,750	\$1,750	\$1,750 ₃₈₂

2015 BUDGET SALARIES BY DEPARTMENT

POSITION NUMBER	POSITION DESCRIPTION	2014 BUDGET AMENDED	2015 BUDGET REQUESTED	2015 BUDGET RECOMMENDED	2015 BUDGET ADOPTED
A-6293	CENTER FOR WORKFORCE DEVELOPMENT				
2466	YOUTH INTERN-CWD (SULL REN)	\$1,750	\$1,750	\$1,750	\$1,750
2467	YOUTH INTERN-CWD (SULL REN)	\$1,750	\$1,750	\$1,750	\$1,750
2468	YOUTH INTERN-CWD (SULL REN)	\$1,750	\$1,750	\$1,750	\$1,750
2469	YOUTH INTERN-CWD (SULL REN)	\$1,750	\$1,750	\$1,750	\$1,750
2470	YOUTH INTERN-CWD (SULL REN)	\$1,750	\$1,750	\$1,750	\$1,750
2471	YOUTH INTERN-CWD (SULL REN)	\$1,750	\$1,750	\$1,750	\$1,750
2472	YOUTH INTERN-CWD (SULL REN)	\$1,750	\$1,750	\$1,750	\$1,750
2473	YOUTH INTERN-CWD (SULL REN)	\$1,750	\$1,750	\$1,750	\$1,750
2474	YOUTH INTERN-CWD (SULL REN)	\$1,750	\$1,750	\$1,750	\$1,750
2475	YOUTH INTERN-CWD (SULL REN)	\$1,750	\$1,750	\$1,750	\$1,750
2807	EMPL & TRNG SPECIALIST	\$33,037	\$33,367	\$0	\$0
2894	CREW LEADER SEAS	\$2,340	\$2,340	\$2,340	\$2,340
2895	CREW LEADER SEAS	\$2,340	\$2,340	\$2,340	\$2,340
2896	CREW LEADER SEAS	\$2,340	\$2,340	\$2,340	\$2,340
2897	SENIOR CREW LEADER SEAS	\$2,652	\$2,652	\$2,652	\$2,652
2914	CREW LEADER SEAS	\$2,340	\$2,340	\$2,340	\$2,340
2915	CREW LEADER	\$2,340	\$2,340	\$2,340	\$2,340
2916	CREW LEADER SEAS	\$2,340	\$2,340	\$2,340	\$2,340
2919	YOUTH INTERN-CWD (SULL REN)	\$1,750	\$1,750	\$1,750	\$1,750
2974	SENIOR CREW LEADER SEAS	\$2,652	\$2,652	\$2,652	\$2,652
2975	SENIOR CREW LEADER SEAS	\$2,652	\$2,652	\$2,652	\$2,652
9999	SUMMER YOUTH	\$95,550	\$95,550	\$95,550	\$95,550

County of Sullivan
GENERAL FUND OPERATING BUDGET

Account Number	Description	2014 AMENDED BUDGET	2015 DEPARTMENT REQUEST	2015 RECOMMENDED	2015 ADOPTED
Department : A-6293 - CENTER FOR WORKFORCE DEVELOPMENT					
Budgetary Appropriations					
10.1011	REGULAR PAY	\$631,545	\$645,184	\$492,064	\$492,064
10.1012	OVERTIME PAY	\$768	\$0	\$0	\$0
10.1013	LONGEVITY	\$15,500	\$11,700	\$7,800	\$7,800
10.1015	OTHER PAY	\$1,500	\$0	\$0	\$0
Total: Personal Services		\$649,313	\$656,884	\$499,864	\$499,864
40.4002	ACCOUNT/AUDIT/ACTUARIAL SERVICES	\$2,400	\$2,400	\$2,400	\$2,400
40.4013	CONTRACT OTHER	\$84,000	\$0	\$0	\$0
41.4102	LODGING	\$298	\$500	\$500	\$500
41.4103	MEALS	\$100	\$50	\$50	\$50
41.4104	MILEAGE/TOLLS	\$150	\$50	\$50	\$50
41.4105	REGISTRATION FEES	\$1,000	\$1,000	\$1,000	\$1,000
41.4106	REPAIRS/MAINTENANCE	\$306	\$0	\$0	\$0
41.4109	CO FLEET CHARGEBACK	\$946	\$800	\$800	\$800
42.4201	ADVERTISING	\$2,500	\$5,000	\$5,000	\$5,000
42.4203	OFFICE SUPPLIES	\$2,000	\$1,000	\$1,000	\$1,000
42.4204	POSTAGE	\$300	\$300	\$300	\$300
42.4205	PRINTING	\$5,564	\$4,804	\$4,804	\$4,804
42.4206	PUBLICATIONS	\$997	\$897	\$897	\$897
42.4207	FURNITURE	\$3,900	\$0	\$0	\$0
43.4301	SUPPLIES	\$2,178	\$0	\$0	\$0
43.4308	MIS CHARGEBACKS	\$28,096	\$26,650	\$23,002	\$23,002
43.4311	WEBINAR AND RELATED EXPENSES	\$1,400	\$0	\$0	\$0
44.4405	PHONE LAND LINES	\$3,500	\$3,000	\$2,100	\$2,100
45.4505	BLDG/PROP MAINTENANCE	\$88	\$0	\$0	\$0
45.4507	MEDICAL/CLINICAL	\$130	\$0	\$0	\$0
45.4541	SM EQUIP TOOLS APPLNCS, SM ELECT	\$300	\$225	\$225	\$225
45.4543	FOOD	\$162	\$0	\$0	\$0
47.4701	RENTALS	\$50,000	\$50,000	\$50,000	\$50,000
47.4703	DUES	\$1,500	\$1,500	\$1,500	\$1,500
47.4707	MAINTENANCE IN LIEU OF RENT	\$6,144	\$6,144	\$6,144	\$6,144
47.4708	INSURANCE	\$4,500	\$4,000	\$4,000	\$4,000
47.4710	DEPT MISC/OTHER	\$0	\$0	\$0	\$0
47.4717	BLDG/PROP/EQUIP REPAIRS&MAINTNCE	\$6	\$0	\$0	\$0
47.4733	INDIRECT COST ALLOCATION	\$135,598	\$135,598	\$135,598	\$135,598
47.4760	CLIENT EXPENSES	\$13,716	\$24,359	\$13,033	\$13,033
47.4780	CLIENT TRAINING	\$175,304	\$180,000	\$110,000	\$110,000
Total: Contract Services		\$527,083	\$448,277	\$362,403	\$362,403
80.8001	FICA AND MEDICARE	\$49,730	\$50,309	\$38,297	\$38,297
80.8002	HLTH INSUR ACTIVE EMPLOYEE	\$166,730	\$158,329	\$89,479	\$89,479
80.8004	HLTH INSUR OPT OUT	\$750	\$750	\$750	\$750
80.8005	RETIREMENT	\$84,172	\$82,421	\$54,480	\$54,480
80.8006	WORKERS COMPENSATION	\$31,013	\$32,882	\$25,031	\$25,031
80.8007	DISABILITY	\$1,657	\$2,213	\$1,761	\$1,761
Total: Employee Benefits		\$334,052	\$326,904	\$209,798	\$209,798
	Total Budgetary Appropriations for A-6293	\$1,510,448	\$1,432,065	\$1,072,065	\$1,072,065
Budgetary Revenues					
R1989.R247	ECONOMIC ASSIST - MISC FEE/REIMBURSMNT	\$(49,635)	\$(41,371)	\$(41,371)	\$(41,371)
R1989.R313	ECONOMIC ASSIST - TANF EMPLOY PROGRM	\$(370,000)	\$(370,000)	\$(10,000)	\$(10,000)
R1989.R332	ECONOMIC ASSIST - WIA TITL E V	\$(29,429)	\$(29,429)	\$(29,429)	\$(29,429)

County of Sullivan
GENERAL FUND OPERATING BUDGET

Account Number	Description	2014 AMENDED BUDGET	2015 DEPARTMENT REQUEST	2015 RECOMMENDED	2015 ADOPTED
Department : A-6293 - CENTER FOR WORKFORCE DEVELOPMENT					
Budgetary Revenues					
Total: Departmental Revenue		\$(449,064)	\$(440,800)	\$(80,800)	\$(80,800)
R3789.R314	ST AID ECONOMIC ASSIST - SUMMER YOUTH TANF	\$(111,595)	\$(119,218)	\$(119,218)	\$(119,218)
Total: State Aid		\$(111,595)	\$(119,218)	\$(119,218)	\$(119,218)
R4789.R329	FED AID OTHR ECONOMIC ASSIST - WHEELS TO WORK	\$(20,000)	\$(20,000)	\$(20,000)	\$(20,000)
R4791.R106	FED AID WIA - ADMINISTRATION - POOL	\$(74,419)	\$(61,341)	\$(61,341)	\$(61,341)
R4791.R172	FED AID WIA - DISABILITY NAVIGATOR - DEI	\$0	\$0	\$0	\$0
R4791.R178	FED AID WIA - DISLOCATED WORKER	\$(230,844)	\$(211,635)	\$(211,635)	\$(211,635)
R4791.R336	FED AID WIA - YOUTH	\$(210,466)	\$(213,361)	\$(213,361)	\$(213,361)
R4791.R341	FED AID WIA - ADULT	\$(228,462)	\$(230,112)	\$(230,112)	\$(230,112)
R4791.R403	FED AID WIA - OJT NEG	\$(50,000)	\$0	\$0	\$0
Total: Federal Aid		\$(814,191)	\$(736,449)	\$(736,449)	\$(736,449)
Total Budgetary Revenues for A-6293		\$(1,374,850)	\$(1,296,467)	\$(936,467)	\$(936,467)
COUNTY SHARE		\$135,598	\$135,598	\$135,598	\$135,598

A-8020-90 PLANNING

Mission Statement

The mission of the Sullivan County Division of Planning and Environmental Management has typically been to enhance the quality of life for residents of the County by providing innovative training, technical assistance and collaborative service delivery in the areas of Comprehensive land use and environmental impact assessment and remediation.

	2014 Amended	2015 Adopted
Budgetary Appropriations		
Personal Services	\$332,159	\$344,263
Equipment	\$0	\$0
Contract Services	\$258,672	\$286,688
Employee Benefits	\$191,606	\$210,330
Interfund Transfer Debt Service	\$0	\$0
Total Budgetary Appropriations	\$782,437	\$841,281
Budgetary Revenues		
Departmental Revenue	\$400	\$0
State Aid	\$100,000	\$0
Federal Aid	\$0	\$0
Total Budgetary Revenues	\$100,400	\$0
 County Share	 \$682,037	 \$841,281
 Positions	 7	 7

A8020 PLANNING AND ENVIRONMENTAL MANAGEMENT

The mission of the Sullivan county Division of Planning & Environmental Management is to improve the quality of life for residents of the County by encouraging community and economic development and by providing innovative training, technical assistance and collaborative service delivery in the areas of comprehensive land use and environmental impact assessment and remediation. Planning serves as a catalyst to promote and support community and economic development throughout the County, targeting the creation of new jobs and improving our tax base.

The Sullivan County Department of Planning receives some outside funding in the form of grants, as well as administrative fees for grant implementation and contracts with local municipalities. The majority of the department's budget is county share.

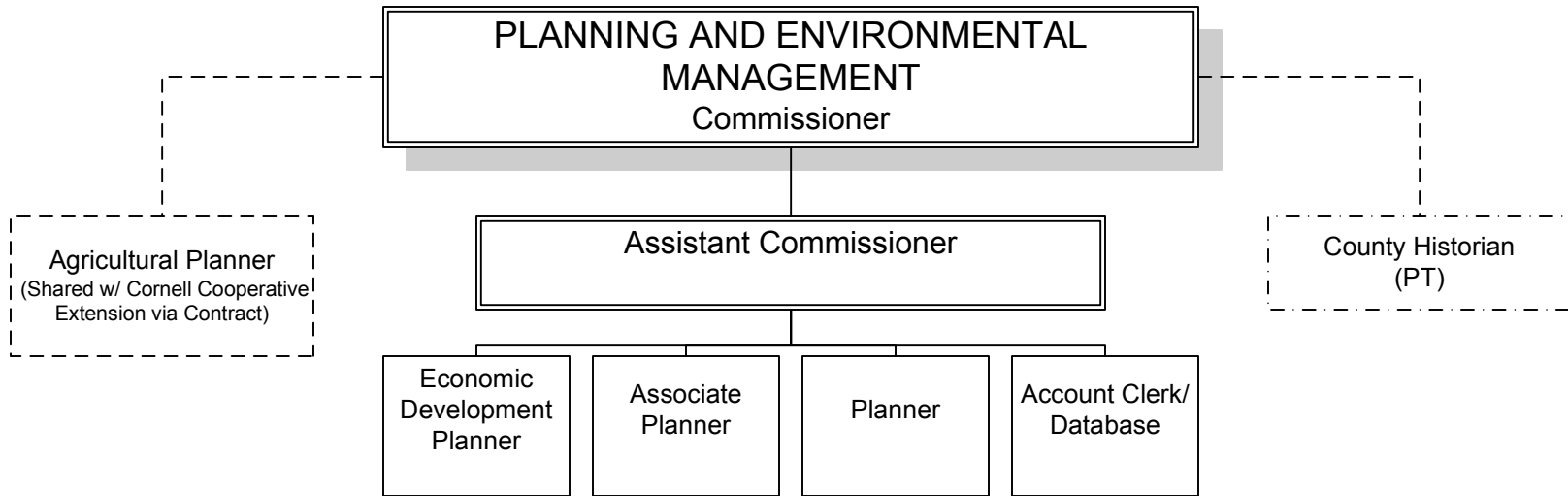
Planning is a non mandated office but performs several mandated tasks, including continued administrative duties for the Empire Zone program, staffing for REAP Board, hazard mitigation coordinator, NYS Ag District 30-Day and 8-year review, General Municipal Law 239 Reviews, municipal training (not required of department but mandated for Town/Village officials), open space and farmland protection planning (not mandated but encouraged) and continued administrative duties for the Revolving Loan Fund.

Program Areas and Services

Actual County Cost of Program/Activity 2013: \$425,917

Service Provided: Economic development, community development, agricultural economic development, grant management, REAP board oversight, State mandated reviews (SEQR, SHPO, etc.), Hazard Mitigation Planning, municipal assistance, NYS Agricultural District reviews, General Municipal Law 239 l, m & n reviews, municipal training, environmental management (i.e.: natural gas development monitoring), open space and farmland protection, revolving loan program.

Population Served: All Sullivan County residents



PLANNING

PLNG - MAIN UNIT

Personal Services:	AMENDED	REQUESTED	RECOMMENDED	ADOPTED
	2014	2015	2015	2015
ACCOUNT CLERK/DATABASE	1	1	1	1
ASSOCIATE PLANNER	1	1	1	1
ASST COMM PLANNING & ENVIR MGMT	1	1	1	1
CHIEF PLANNER	1	0	0	0
COMM OF PLANNING & ENVIRON MGMT	1	1	1	1
COUNTY HISTORIAN PT	1	1	1	1
ECONOMIC DEVELOPMENT PLANNER	0	1	1	1
PLANNER	1	1	1	1
	<u>7</u>	<u>7</u>	<u>7</u>	<u>7</u>

2015 BUDGET SALARIES BY DEPARTMENT

POSITION NUMBER	POSITION DESCRIPTION	2014 BUDGET AMENDED	2015 BUDGET REQUESTED	2015 BUDGET RECOMMENDED	2015 BUDGET ADOPTED
A-8020-90	PLNG - MAIN UNIT				
	ECONOMIC DEVELOPMENT PLANNER	\$0	\$55,277	\$55,277	\$55,277
297	COUNTY HISTORIAN PT	\$3,294	\$3,294	\$3,294	\$3,294
1839	COMM OF PLANNING & ENVIRON MGMT	\$92,000	\$92,920	\$92,920	\$92,920
2425	ASSOCIATE PLANNER	\$54,466	\$55,011	\$55,011	\$55,011
2722	CHIEF PLANNER	\$60,811	\$0	\$0	\$0
2810	ASST COMM PLANNING & ENVIR MGMT	\$65,208	\$65,860	\$65,860	\$65,860
2929	PLANNER	\$45,389	\$45,843	\$45,843	\$45,843
2953	ACCOUNT CLERK/DATABASE	\$23,325	\$23,558	\$23,558	\$23,558

County of Sullivan
GENERAL FUND OPERATING BUDGET

Account Number	Description	2014 AMENDED BUDGET	2015 DEPARTMENT REQUEST	2015 RECOMMENDED	2015 ADOPTED
Department : A-8020-90 - PLANNING - PLNG - MAIN UNIT					
Budgetary Appropriations					
10.1011	REGULAR PAY	\$329,359	\$351,711	\$341,763	\$341,763
10.1012	OVERTIME PAY	\$0	\$0	\$0	\$0
10.1013	LONGEVITY	\$2,800	\$3,100	\$2,500	\$2,500
10.1015	OTHER PAY	\$0	\$0	\$0	\$0
Total: Personal Services		\$332,159	\$354,811	\$344,263	\$344,263
40.4001	AGENCIES	\$0	\$4,500	\$4,500	\$4,500
40.4013	CONTRACT OTHER	\$15,000	\$6,500	\$6,500	\$6,500
40.4033	SCENIC BYWAYS	\$1,360	\$1,360	\$1,360	\$1,360
40.4034	ECONOMIC DEVELOPMENT ASSISTANCE	\$0	\$0	\$0	\$0
40.4039	CORPORATE PARK	\$65,490	\$65,000	\$65,000	\$65,000
41.4105	REGISTRATION FEES	\$205	\$0	\$0	\$0
41.4109	CO FLEET CHARGEBACK	\$2,250	\$4,000	\$4,000	\$4,000
42.4201	ADVERTISING	\$750	\$1,000	\$1,000	\$1,000
42.4203	OFFICE SUPPLIES	\$1,199	\$1,000	\$1,000	\$1,000
42.4204	POSTAGE	\$1,250	\$1,600	\$1,600	\$1,600
42.4205	PRINTING	\$1,548	\$1,549	\$1,549	\$1,549
42.4206	PUBLICATIONS	\$855	\$6,845	\$6,845	\$6,845
43.4301	SUPPLIES	\$0	\$700	\$0	\$0
43.4303	SOFTWARE PURCHASE/LEASE	\$0	\$700	\$700	\$700
46.4643	EMPL SALARY/BENEFIT CHARGEBACK	\$32,207	\$32,687	\$32,687	\$32,687
47.4703	DUES	\$1,671	\$1,327	\$1,327	\$1,327
47.4707	MAINTENANCE IN LIEU OF RENT	\$28,620	\$28,620	\$28,620	\$28,620
47.4717	BLDG/PROP/EQUIP REPAIRS&MAINTNCE	\$1	\$0	\$0	\$0
47.4752	MISC PROGRAM EXP	\$0	\$0	\$0	\$0
47.4763	NEW INITIATIVES	\$112,766	\$30,000	\$130,000	\$130,000
Total: Contract Services		\$265,172	\$187,388	\$286,688	\$286,688
80.8001	FICA AND MEDICARE	\$26,977	\$26,600	\$26,336	\$26,336
80.8002	HLTH INSUR ACTIVE EMPLOYEE	\$98,134	\$107,465	\$107,465	\$107,465
80.8005	RETIREMENT	\$50,199	\$59,111	\$58,525	\$58,525
80.8006	WORKERS COMPENSATION	\$15,618	\$17,386	\$17,213	\$17,213
80.8007	DISABILITY	\$678	\$791	\$791	\$791
Total: Employee Benefits		\$191,606	\$211,353	\$210,330	\$210,330
Total Budgetary Appropriations for A-8020-90		\$788,937	\$753,552	\$841,281	\$841,281
Budgetary Revenues					
R2189.R247	HOME/COMMNTY ASSIST - MISC FEE/REIMBURSMNT	\$0	\$0	\$0	\$0
R2189.R279	HOME/COMMNTY ASSIST - REIMBURSE - COMM DEVELPMNT ADMIN	\$0	\$0	\$0	\$0
R2210.R134	GEN SERV OTHR GOV - CHARGBK - INTERDEPARTMNTL	\$(300)	\$0	\$0	\$0
R2655.R241	SALES - MAPS	\$(50)	\$0	\$0	\$0
R2655.R269	SALES - PRINTING/COPIES	\$(50)	\$0	\$0	\$0
Total: Departmental Revenue		\$(400)	\$0	\$0	\$0
R3989.R167	ST AID HOME/COMM ASSIST - DEPARTMENTAL AID	\$(100,000)	\$0	\$0	\$0
Total: State Aid		\$(100,000)	\$0	\$0	\$0
R4989.R167	FED AID HOME/COMM ASSIST - DEPARTMENTAL AID	\$0	\$0	\$0	\$0
Total: Federal Aid		\$0	\$0	\$0	\$0
Total Budgetary Revenues for A-8020-90		\$(100,400)	\$0	\$0	\$0
COUNTY SHARE		\$688,537	\$753,552	\$841,281	\$841,281

Division Of Health and Family Services

	<u>2014 Amended</u>	<u>2015 Adopted</u>
Budgetary Appropriations		
Personal Services	\$21,497,612	\$21,624,839
Equipment	\$150,465	\$205,836
Contract Services	\$60,684,862	\$61,265,317
Debt Service	\$20,150	\$26,360
Employee Benefits	\$13,202,712	\$13,748,635
Total Budgetary Appropriations	<u>\$95,555,801</u>	<u>\$96,870,987</u>
Budgetary Revenues		
Departmental Revenue	\$26,353,267	\$28,625,101
State Aid	\$16,413,312	\$16,166,734
Federal Aid	\$16,976,217	\$16,801,982
Interfund Transfer General Fun	\$1,149,767	\$74,405
Total Budgetary Revenues	<u>\$60,892,563</u>	<u>\$61,668,222</u>
 County Share	 <u>\$34,663,238</u>	 <u>\$35,202,765</u>

Department of Public Health Services

Mission Statement

The mission of Sullivan County Public Health is to keep the residents of Sullivan County safe and healthy.

	2014 Amended	2015 Adopted
Budgetary Appropriations		
Personal Services	\$3,676,356	\$3,917,044
Equipment	\$0	\$37,554
Contract Services	\$8,621,750	\$8,223,423
Employee Benefits	\$2,279,714	\$2,336,428
Total Budgetary Appropriations	\$14,577,820	\$14,514,449
Budgetary Revenues		
Departmental Revenue	\$5,576,176	\$5,311,457
State Aid	\$4,192,240	\$4,438,502
Federal Aid	\$843,388	\$816,964
Total Budgetary Revenues	\$10,611,804	\$10,566,923
 County Share	 \$3,966,016	 \$3,947,526
 Positions	 81	 78

A-4010-206 PH - AGENCY ADMIN

	<u>2014 Amended</u>	<u>2015 Adopted</u>
Budgetary Appropriations		
Personal Services	\$300,123	\$310,654
Equipment	\$0	\$37,554
Contract Services	\$158,921	\$174,673
Employee Benefits	\$180,171	\$206,660
Total Budgetary Appropriations	<u>\$639,215</u>	<u>\$729,541</u>
Budgetary Revenues		
Departmental Revenue	\$4,900	\$0
State Aid	\$256,879	\$365,455
Federal Aid	\$0	\$0
Total Budgetary Revenues	<u>\$261,779</u>	<u>\$365,455</u>
County Share	<u>\$377,436</u>	<u>\$364,086</u>
Positions	5	5

A-4010-207 PH - CORE PROGRAMS

	<u>2014 Amended</u>	<u>2015 Adopted</u>
Budgetary Appropriations		
Personal Services	\$353,525	\$290,524
Equipment	\$0	\$0
Contract Services	\$65,630	\$62,742
Employee Benefits	\$200,529	\$146,354
Total Budgetary Appropriations	<u>\$619,684</u>	<u>\$499,620</u>
Budgetary Revenues		
Departmental Revenue	\$42,000	\$40,000
State Aid	\$264,502	\$164,252
Federal Aid	\$0	\$0
Total Budgetary Revenues	<u>\$306,502</u>	<u>\$204,252</u>
County Share	<u>\$313,182</u>	<u>\$295,368</u>
Positions	5	5

A-4010-33 PH - CHHA

	<u>2014 Amended</u>	<u>2015 Adopted</u>
Budgetary Appropriations		
Personal Services	\$1,566,371	\$1,963,830
Equipment	\$0	\$0
Contract Services	\$1,253,911	\$1,173,956
Employee Benefits	\$890,873	\$1,087,947
Total Budgetary Appropriations	<u>\$3,711,155</u>	<u>\$4,225,733</u>
Budgetary Revenues		
Departmental Revenue	\$3,360,215	\$3,679,140
State Aid	\$0	\$0
Federal Aid	\$0	\$0
Total Budgetary Revenues	<u>\$3,360,215</u>	<u>\$3,679,140</u>
County Share	<u>\$350,940</u>	<u>\$546,593</u>
Positions	38	38

A-4010-34 PH - LT HEALTH CARE

	<u>2014 Amended</u>	<u>2015 Adopted</u>
Budgetary Appropriations		
Personal Services	\$372,390	\$244,766
Equipment	\$0	\$0
Contract Services	\$920,050	\$746,109
Employee Benefits	\$272,737	\$143,146
Total Budgetary Appropriations	<u>\$1,565,177</u>	<u>\$1,134,021</u>
Budgetary Revenues		
Departmental Revenue	\$1,474,311	\$1,072,117
Total Budgetary Revenues	<u>\$1,474,311</u>	<u>\$1,072,117</u>
County Share	<u>\$90,866</u>	<u>\$61,904</u>
Positions	9	5

A-4010-35 PH - CHILD SAFETY

	<u>2014 Amended</u>	<u>2015 Adopted</u>
Budgetary Appropriations		
Personal Services	\$0	\$0
Equipment	\$0	\$0
Contract Services	\$15,942	\$16,699
Employee Benefits	\$0	\$0
Total Budgetary Appropriations	<u>\$15,942</u>	<u>\$16,699</u>
Budgetary Revenues		
Departmental Revenue	\$0	\$0
State Aid	\$14,000	\$14,000
Total Budgetary Revenues	<u>\$14,000</u>	<u>\$14,000</u>
County Share	<u>\$1,942</u>	<u>\$2,699</u>

A-4010-36 PH - HEALTHY BEGINNINGS

	<u>2014 Amended</u>	<u>2015 Adopted</u>
Budgetary Appropriations		
Personal Services	\$198,577	\$200,412
Equipment	\$0	\$0
Contract Services	\$97,815	\$74,217
Employee Benefits	\$140,090	\$144,619
Total Budgetary Appropriations	<u>\$436,482</u>	<u>\$419,248</u>
Budgetary Revenues		
Departmental Revenue	\$9,300	\$8,300
State Aid	\$279,563	\$274,577
Federal Aid	\$114,212	\$116,598
Total Budgetary Revenues	<u>\$403,075</u>	<u>\$399,475</u>
County Share	<u>\$33,407</u>	<u>\$19,773</u>
Positions	6	6

A-4010-37 PH - COMM HEALTH WORK

	<u>2014 Amended</u>	<u>2015 Adopted</u>
Budgetary Appropriations		
Personal Services	\$0	\$0
Equipment	\$0	\$0
Contract Services	\$0	\$0
Employee Benefits	\$0	\$0
Total Budgetary Appropriations	<u>\$0</u>	<u>\$0</u>
Budgetary Revenues		
State Aid	\$0	\$0
Federal Aid	\$0	\$0
Total Budgetary Revenues	<u>\$0</u>	<u>\$0</u>
County Share	<u>\$0</u>	<u>\$0</u>

A-4010-44 PH - RURAL HEALTH NETWORK

	<u>2014 Amended</u>	<u>2015 Adopted</u>
Budgetary Appropriations		
Personal Services	\$39,316	\$38,952
Equipment	\$0	\$0
Contract Services	\$76,296	\$62,208
Employee Benefits	\$29,379	\$28,979
Total Budgetary Appropriations	<u>\$144,991</u>	<u>\$130,139</u>
Budgetary Revenues		
Departmental Revenue	\$0	\$0
State Aid	\$130,300	\$115,000
Total Budgetary Revenues	<u>\$130,300</u>	<u>\$115,000</u>
County Share	<u>\$14,691</u>	<u>\$15,139</u>
Positions	1	1

A-4046 PHYSICALLY HANDICAPPED CHILDREN

	<u>2014 Amended</u>	<u>2015 Adopted</u>
Budgetary Appropriations		
Personal Services	\$0	\$0
Contract Services	\$21,429	\$15,186
Employee Benefits	\$0	\$0
Total Budgetary Appropriations	<u>\$21,429</u>	<u>\$15,186</u>
Budgetary Revenues		
Departmental Revenue	\$0	\$0
State Aid	\$4,421	\$2,500
Federal Aid	\$1,305	\$1,305
Total Budgetary Revenues	<u>\$5,726</u>	<u>\$3,805</u>
County Share	<u>\$15,703</u>	<u>\$11,381</u>

A-4050 DIAGNOSTIC AND TREATMENT

	<u>2014 Amended</u>	<u>2015 Adopted</u>
Budgetary Appropriations		
Personal Services	\$267,077	\$289,392
Equipment	\$0	\$0
Contract Services	\$248,520	\$258,144
Employee Benefits	\$142,166	\$175,064
Total Budgetary Appropriations	<u>\$657,763</u>	<u>\$722,600</u>
Budgetary Revenues		
Departmental Revenue	\$119,440	\$115,000
State Aid	\$299,892	\$351,096
Federal Aid	\$105,942	\$107,869
Total Budgetary Revenues	<u>\$525,274</u>	<u>\$573,965</u>
County Share	<u>\$132,489</u>	<u>\$148,635</u>
Positions	5	6

A-4059 EARLY CARE/INTERVENTION CHILDREN

	<u>2014 Amended</u>	<u>2015 Adopted</u>
Budgetary Appropriations		
Personal Services	\$228,325	\$233,698
Equipment	\$0	\$0
Contract Services	\$5,585,547	\$5,519,880
Employee Benefits	\$153,987	\$169,726
Total Budgetary Appropriations	<u>\$5,967,859</u>	<u>\$5,923,304</u>
Budgetary Revenues		
Departmental Revenue	\$565,743	\$396,900
State Aid	\$2,745,674	\$3,034,025
Federal Aid	\$54,603	\$46,868
Total Budgetary Revenues	<u>\$3,366,020</u>	<u>\$3,477,793</u>
County Share	<u>\$2,601,839</u>	<u>\$2,445,511</u>
Positions	3	3

A-4082 WIC

	<u>2014 Amended</u>	<u>2015 Adopted</u>
Budgetary Appropriations		
Personal Services	\$350,652	\$344,816
Equipment	\$0	\$0
Contract Services	\$177,689	\$119,609
Employee Benefits	\$269,782	\$233,933
Total Budgetary Appropriations	<u>\$798,123</u>	<u>\$698,358</u>
Budgetary Revenues		
Departmental Revenue	\$267	\$0
State Aid	\$197,009	\$117,597
Federal Aid	\$567,326	\$544,324
Total Budgetary Revenues	<u>\$764,602</u>	<u>\$661,921</u>
County Share	<u>\$33,521</u>	<u>\$36,437</u>
Positions	9	9

A4010-4082 PUBLIC HEALTH

Public Health Services (PHS) provides a variety of programs and health related services in Sullivan County. Sullivan County Public Health Services works within the framework of the Ten Essential Public Health Services, from the National Public Health Performance Standards which outline the type of work expected of public health departments throughout the U.S. (Centers for Disease Control):

1. Monitor health status to identify and solve community health problems.
2. Diagnose and investigate health problems and health hazards in the community.
3. Inform, educate, and empower people about health issues.
4. Mobilize community partnerships and action to identify and solve health problems.
5. Develop policies and Plans that support individual and community health efforts.
6. Enforce laws and regulations that protect health and ensure safety.
7. Link people to needed personal health services and assure the provision of health care when otherwise unavailable.
8. Assure competent public and personal health care workforce.
9. Evaluate effectiveness, accessibility, and quality of personal and population-based health services.
10. Research for new insights and innovative solutions to health problems.

Public Health receives outside funding from several sources, including State and Federal aid, as well as grants and third party payers. Article 6 state aid is provided for items such as bilingual outreach, maternal child health care activities, community health assessment, and the Community Health Improvement Plan which replaced the Municipal Public Health Services plan starting in 2013, as well as Diagnostic and Treatment. Medicaid, Medicare and private insurance provide revenue to the CHHA (Medicaid also covers portions of Long Term Home Health Care, and Early Care receives funding from both Medicaid and private insurance). Grants through various state and federal agencies fund programs such as Child Safety Seat, Healthy Families, Rural Health Network, Physically Handicap Children, and WIC.

Several programs administered by Public Health are mandated by various State and Federal regulations, including Diagnostic and Treatment, Early Care, overall administration, the community health assessment, the Community Health Improvement Plan, and WIC (must be provided to county residents by the county or another entity).

Program Areas and Services

Main Unit and Certified Home Health Agency (CHHA)

Actual County Cost of Program/Activity 2013: \$1,429,675

Service Provided: CHHA provides episodic, short term nursing, home health aides & multiple therapies for residents recovering from or have a newly diagnosed illness or injury, or who are disabled and/or chronically ill & have an acute episode with a change in health status; CHHA visits include maternal child health skilled nursing visits to high risk pregnant women, infants, babies & children with serious health challenges. The Main Unit program administration includes costs for space & staff activities for more than one program: Community Health Assessment, Community Health Improvement Plan (CHIP), Point of Distribution Drills for public health emergency preparedness, flu clinics, immunization clinics, rabies clinics & provide support in cases of surge capacity need. In 2014, Public Health Main Unit and the CHHA will be separated into two distinct organizations in the operating budget.

Population Served: All Sullivan County residents and visitors

Long Term Home Health Care

Actual County Cost of Program/Activity 2013: (\$44,548)

Service Provided: This program provides coordinated services at home to Sullivan County residents who would otherwise require placement in a residential health care facility. Services include nursing, personal care aides, physical, occupational, and/or speech therapy, homebound meals, and personal alarm system. The LTHHCP can eliminate or delay the need to move into a nursing home.

Population Served: Sullivan County residents: the elderly and/or disabled Medicaid population, 75 patients in 2013

Child Safety Seat Program

Actual County Cost of Program/Activity 2013: \$1,968

Service Provided: Car seat checks, car seats, and car seat installation for eligible infants and children

Population Served: Full time Sullivan County resident families who meet financial eligibility guidelines and who have newborns to eight year old children in need of a car seat. Health education around injury prevention is a core public health function.

Healthy Families

Actual County Cost of Program/Activity 2013: \$83,675

Service Provided: Child abuse prevention program consists of intensive work with at-risk families to build parenting skills, develop goals, promote healthy growth & development, & foster parent-child interaction and trusting relationships

Population Served: Eligible Sullivan County expectant families or families with an eligible child up to 3 months old at admission to the program. Children can be kept in the Healthy Families program up until age 6 or school entry. Families are screened and determined to be eligible if they exceed a predetermined risk for child abuse according to a tool provided by Healthy Families NY (with whom we are an affiliate).

Rural Health Network

Actual County Cost of Program/Activity 2013: \$13,866

Service Provided: Prevention and reduction of chronic disease and reduction of disparate health outcomes from chronic disease. Activities related to this objective include smoking cessation, health education and worksite wellness promotion, including improving nutrition and policies that promote wellness, and increasing access to healthy food including area farmer's markets; Promote mental health and prevent substance abuse, specifically in regard to the abuse of prescription drugs. Activities include community education and outreach, promotion of prescription drug take back days throughout the county, coordination of county wide task force to address training and education, and awareness.

Population Served: All Sullivan County residents

Physically Handicapped Children's Program

Actual County Cost of Program/Activity 2013: \$8,837

Service Provided: Identification and referral to needed programs, & very limited financial assistance for medical care & support services to eligible individuals under 21 years of age who have physical disabilities & are ineligible for other medical payment programs. The need for this program will be reviewed in 2014 due to the changes that will occur in the health care system as more families will have access to health insurance through the Affordable Care Act.

Population Served: Sullivan County youth, birth to age 21 with qualifying disabilities that are low income & have no health insurance.

Diagnostic and Treatment program (epidemiology)

Actual County Cost of Program/Activity 2013: \$289,728

Service Provided: Responsibility to monitor communicable diseases in Sullivan County, investigate & respond to outbreaks to reduce further spread of disease, implement health education programs about these health risks, & provide preventive treatment for many of the more dangerous contagious illnesses such as rabies, tuberculosis, & meningitis; provides childhood immunization clinics, flu clinics, animal rabies vaccination clinics, HIV counseling & testing, sexually transmitted infection diagnosis & treatment, lead poisoning prevention & case management, tuberculosis control, health emergency planning, & more; preventing & responding to chronic disease such as diabetes, asthma, cancer, etc.

Population Served: All of Sullivan County including residents, visitors, and pets

Early Care

Actual County Cost of Program/Activity 2013: \$2,606,100

Service Provided: Early Intervention, Child Find, Children with Special Health Care Needs & Special Education Pre-School Services programs collectively comprise the Early Care Program. Early Care identifies & evaluates, through screening & evaluations, those infants, toddlers & preschoolers whose healthy development is compromised, & provides for appropriate intervention to improve child

& family development. Intervention can include special education, speech therapy, occupational & physical therapy & case management.

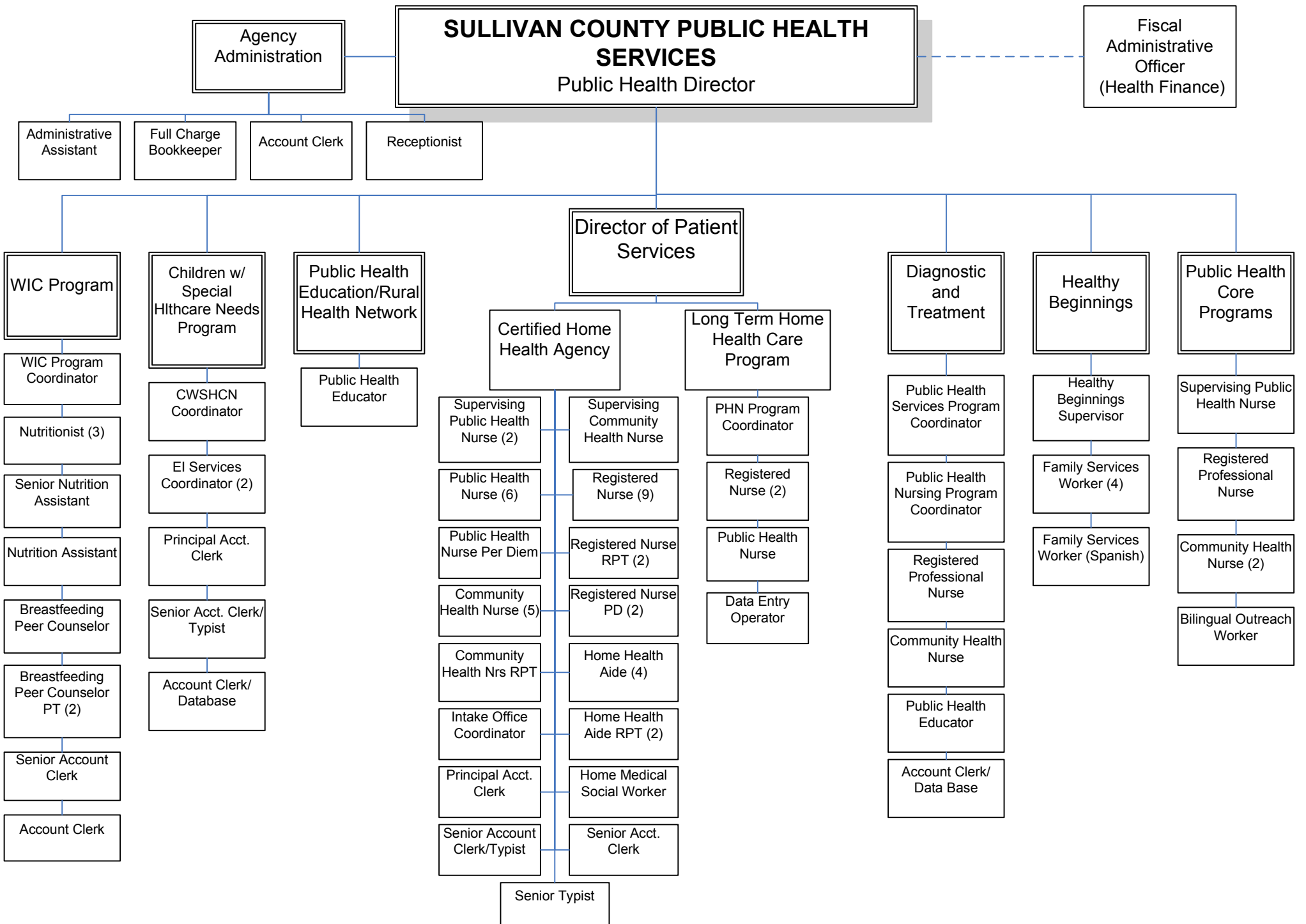
Population Served: Sullivan County children ages 0-5 who have been diagnosed with or are suspected of having developmental delays & certain other special health care needs. The Early Intervention Program serves children 0-3 while the Preschool Special Education Program serves children 3 to 5 yrs old.

Women, Infants and Children Program (WIC)

Actual County Cost of Program/Activity 2013: \$22,272

Service Provided: Nutritional counseling & support through healthy food and formula vouchers, education & breastfeeding support for eligible Sullivan County residents. This program brings in several hundred thousand dollars to local store vendors each year.

Population Served: Low income & eligible pregnant women, infants & children through age 5 who meet WIC risk criteria



Department of Public Health Services

PH - AGENCY ADMIN

Personal Services:	AMENDED	REQUESTED	RECOMMENDED	ADOPTED
	2014	2015	2015	2015
ACCOUNT CLERK	1	1	1	1
ADMINISTRATIVE ASSISTANT	1	1	1	1
DIRECTOR OF PATIENT SERVICES	1	1	1	1
PUBLIC HEALTH DIR	1	1	1	1
QI COORDINATOR	0	1	0	0
RECEPTIONIST	1	1	1	1
	<u>5</u>	<u>6</u>	<u>5</u>	<u>5</u>

2015 BUDGET SALARIES BY DEPARTMENT

POSITION NUMBER	POSITION DESCRIPTION	2014 BUDGET AMENDED	2015 BUDGET REQUESTED	2015 BUDGET RECOMMENDED	2015 BUDGET ADOPTED
A-4010-206	PH - AGENCY ADMIN				
	QI COORDINATOR	\$0	\$51,233	\$0	\$0
244	ACCOUNT CLERK	\$22,457	\$22,682	\$22,682	\$22,682
716	RECEPTIONIST	\$24,951	\$25,201	\$25,201	\$25,201
2595	ADMINISTRATIVE ASSISTANT	\$48,724	\$49,211	\$49,211	\$49,211
2925	PUBLIC HEALTH DIR	\$78,708	\$79,495	\$79,495	\$79,495
2926	DIRECTOR OF PATIENT SERVICES	\$73,000	\$73,730	\$73,730	\$73,730

Department of Public Health Services

PH - CORE PROGRAMS

Personal Services:	AMENDED 2014	REQUESTED 2015	RECOMMENDED 2015	ADOPTED 2015
BILINGUAL OUTREACH WORKER	1	1	1	1
COMMUNITY HEALTH NURSE (PUB HE	2	2	2	2
REGISTERED PROFESSIONAL NURSE	1	1	1	1
SUPERVISING PUBLIC HEALTH NRSE	1	1	1	1
	<hr style="width: 100%; border: 0.5px solid black;"/>	<hr style="width: 100%; border: 0.5px solid black;"/>	<hr style="width: 100%; border: 0.5px solid black;"/>	<hr style="width: 100%; border: 0.5px solid black;"/>
	5	5	5	5

2015 BUDGET SALARIES BY DEPARTMENT

POSITION NUMBER	POSITION DESCRIPTION	2014 BUDGET AMENDED	2015 BUDGET REQUESTED	2015 BUDGET RECOMMENDED	2015 BUDGET ADOPTED
A-4010-207	PH - CORE PROGRAMS				
62	COMMUNITY HEALTH NURSE (PUB HE	\$57,420	\$57,994	\$57,994	\$57,994
747	REGISTERED PROFESSIONAL NURSE	\$52,073	\$52,594	\$52,594	\$52,594
983	COMMUNITY HEALTH NURSE (PUB HE	\$57,420	\$57,994	\$57,994	\$57,994
1972	BILINGUAL OUTREACH WORKER	\$29,676	\$29,973	\$29,973	\$29,973
2386	SUPERVISING PUBLIC HEALTH NRSE	\$67,406	\$68,080	\$68,080	\$68,080

Department of Public Health Services

PH - CHHA

Personal Services:	AMENDED	REQUESTED	RECOMMENDED	ADOPTED
	2014	2015	2015	2015
COMMUNITY HEALTH NURSE (PHS) RPT	1	1	1	1
COMMUNITY HEALTH NURSE (PUB HE	5	5	5	5
HOME CARE MEDICAL SOCIAL WORKER	1	1	1	1
HOME HEALTH AIDE	4	4	4	4
HOME HEALTH AIDE RPT	2	2	2	2
INTAKE OFFICE COORD	1	1	1	1
PUBLIC HEALTH NURSE	6	6	6	6
PUBLIC HEALTH NURSE PD	1	1	1	1
REGISTERED PROF NURSE	1	1	1	1
REGISTERED PROF NURSE PD	2	2	2	2
REGISTERED PROF NURSE RPT	2	2	2	2
REGISTERED PROFESSIONAL NURSE	8	8	8	8
SENIOR TYPIST	1	1	1	1
SUPERVISING COMM HEALTH NURSE	1	1	1	1
SUPERVISING PUBLIC HEALTH NRSE	2	2	2	2
	38	38	38	38

2015 BUDGET SALARIES BY DEPARTMENT

POSITION NUMBER	POSITION DESCRIPTION	2014 BUDGET AMENDED	2015 BUDGET REQUESTED	2015 BUDGET RECOMMENDED	2015 BUDGET ADOPTED
A-4010-33	PH - CHHA				
79	COMMUNITY HEALTH NURSE (PUB HE	\$57,420	\$57,994	\$57,994	\$57,994
104	HOME HEALTH AIDE	\$27,281	\$27,554	\$27,554	\$27,554
148	SUPERVISING COMM HEALTH NURSE	\$67,406	\$68,080	\$68,080	\$68,080
383	HOME HEALTH AIDE	\$30,777	\$31,085	\$31,085	\$31,085
451	INTAKE OFFICE COORD	\$37,519	\$37,894	\$37,894	\$37,894
512	HOME HEALTH AIDE	\$24,553	\$24,799	\$24,799	\$24,799
607	REGISTERED PROFESSIONAL NURSE	\$52,073	\$52,594	\$52,594	\$52,594
723	PUBLIC HEALTH NURSE	\$60,099	\$60,699	\$60,699	\$60,699
738	REGISTERED PROFESSIONAL NURSE	\$52,073	\$52,594	\$52,594	\$52,594
762	SUPERVISING PUBLIC HEALTH NRSE	\$67,406	\$68,080	\$68,080	\$68,080
779	HOME HEALTH AIDE	\$27,281	\$27,554	\$27,554	\$27,554
849	REGISTERED PROFESSIONAL NURSE	\$52,073	\$52,594	\$52,594	\$52,594
854	REGISTERED PROF NURSE RPT	\$26,036	\$26,296	\$26,296	\$26,296
914	REGISTERED PROFESSIONAL NURSE	\$52,073	\$52,594	\$52,594	\$52,594
945	PUBLIC HEALTH NURSE	\$60,099	\$60,699	\$60,699	\$60,699
1150	COMMUNITY HEALTH NURSE (PUB HE	\$57,420	\$57,994	\$57,994	\$57,994
1215	HOME HEALTH AIDE RPT	\$15,664	\$15,821	\$15,821	\$15,821
1217	REGISTERED PROF NURSE RPT	\$31,244	\$31,556	\$31,556	\$31,556
1248	REGISTERED PROF NURSE	\$52,073	\$52,594	\$52,594	\$52,594
1617	SUPERVISING PUBLIC HEALTH NRSE	\$67,406	\$68,080	\$68,080	\$68,080

2015 BUDGET SALARIES BY DEPARTMENT

POSITION NUMBER	POSITION DESCRIPTION	2014 BUDGET AMENDED	2015 BUDGET REQUESTED	2015 BUDGET RECOMMENDED	2015 BUDGET ADOPTED
A-4010-33	PH - CHHA				
1636	REGISTERED PROFESSIONAL NURSE	\$52,073	\$52,594	\$52,594	\$52,594
1640	REGISTERED PROFESSIONAL NURSE	\$52,073	\$52,594	\$52,594	\$52,594
1663	HOME HEALTH AIDE RPT	\$15,664	\$15,821	\$15,821	\$15,821
1664	PUBLIC HEALTH NURSE	\$60,099	\$60,699	\$60,699	\$60,699
1667	REGISTERED PROFESSIONAL NURSE	\$52,073	\$52,594	\$52,594	\$52,594
2185	PUBLIC HEALTH NURSE	\$60,099	\$60,699	\$60,699	\$60,699
2330	PUBLIC HEALTH NURSE PD	\$30,050	\$30,350	\$30,350	\$30,350
2333	COMMUNITY HEALTH NURSE (PUB HE	\$57,420	\$57,994	\$57,994	\$57,994
2334	COMMUNITY HEALTH NURSE (PHS) RPT	\$28,710	\$28,997	\$28,997	\$28,997
2372	COMMUNITY HEALTH NURSE (PUB HE	\$57,420	\$57,994	\$57,994	\$57,994
2502	REGISTERED PROFESSIONAL NURSE	\$52,073	\$52,594	\$52,594	\$52,594
2653	HOME CARE MEDICAL SOCIAL WORKER	\$50,431	\$50,935	\$50,935	\$50,935
2729	PUBLIC HEALTH NURSE	\$60,099	\$60,699	\$60,699	\$60,699
2782	REGISTERED PROF NURSE PD	\$26,037	\$26,297	\$26,297	\$26,297
2784	REGISTERED PROF NURSE PD	\$20,830	\$21,037	\$21,037	\$21,037
2927	PUBLIC HEALTH NURSE	\$60,099	\$60,699	\$60,699	\$60,699
2943	COMMUNITY HEALTH NURSE (PUB HE	\$57,420	\$57,994	\$57,994	\$57,994
2981	SENIOR TYPIST	\$26,708	\$26,975	\$26,975	\$26,975

Department of Public Health Services

PH - LT HEALTH CARE

Personal Services:	AMENDED	REQUESTED	RECOMMENDED	ADOPTED
	2014	2015	2015	2015
DATA ENTRY OPERATOR	1	1	1	1
PERSONAL CARE AIDE	4	0	0	0
PUBLIC HEALTH NURSE	1	1	1	1
PUBLIC HEALTH SVS PROG COORD	1	1	1	1
REGISTERED PROFESSIONAL NURSE	2	2	2	2
	<u>9</u>	<u>5</u>	<u>5</u>	<u>5</u>

2015 BUDGET SALARIES BY DEPARTMENT

POSITION NUMBER	POSITION DESCRIPTION	2014 BUDGET AMENDED	2015 BUDGET REQUESTED	2015 BUDGET RECOMMENDED	2015 BUDGET ADOPTED
A-4010-34	PH - LT HEALTH CARE				
806	PUBLIC HEALTH SVS PROG COORD	\$32,203	\$32,525	\$32,525	\$32,525
952	PUBLIC HEALTH NURSE	\$60,099	\$60,699	\$60,699	\$60,699
2329	DATA ENTRY OPERATOR	\$27,281	\$27,554	\$27,554	\$27,554
2373	REGISTERED PROFESSIONAL NURSE	\$52,073	\$52,594	\$52,594	\$52,594
2489	PERSONAL CARE AIDE	\$22,457	\$0	\$0	\$0
2490	PERSONAL CARE AIDE	\$24,951	\$0	\$0	\$0
2501	REGISTERED PROFESSIONAL NURSE	\$52,073	\$52,594	\$52,594	\$52,594
2524	PERSONAL CARE AIDE	\$22,457	\$0	\$0	\$0
2525	PERSONAL CARE AIDE	\$22,457	\$0	\$0	\$0

Department of Public Health Services

PH - HEALTHY BEGINNINGS

Personal Services:	AMENDED	REQUESTED	RECOMMENDED	ADOPTED
	2014	2015	2015	2015
FAMILY SUPPORT WORKER	4	4	4	4
FAMILY SUPPORT WORKER (SPANISH)	1	1	1	1
HEALTHY BEGINNINGS SUPERVISOR	1	1	1	1
	<u>6</u>	<u>6</u>	<u>6</u>	<u>6</u>

2015 BUDGET SALARIES BY DEPARTMENT

POSITION NUMBER	POSITION DESCRIPTION	2014 BUDGET AMENDED	2015 BUDGET REQUESTED	2015 BUDGET RECOMMENDED	2015 BUDGET ADOPTED
A-4010-36	PH - HEALTHY BEGINNINGS				
884	FAMILY SUPPORT WORKER	\$29,676	\$29,973	\$29,973	\$29,973
2362	FAMILY SUPPORT WORKER	\$29,676	\$29,973	\$29,973	\$29,973
2449	HEALTHY BEGINNINGS SUPERVISOR	\$41,532	\$41,947	\$41,947	\$41,947
2450	FAMILY SUPPORT WORKER	\$29,676	\$29,973	\$29,973	\$29,973
2654	FAMILY SUPPORT WORKER (SPANISH)	\$29,676	\$29,973	\$29,973	\$29,973
2656	FAMILY SUPPORT WORKER	\$29,676	\$29,973	\$29,973	\$29,973

Department of Public Health Services

PH - RURAL HEALTH NETWORK

Personal Services:	AMENDED	REQUESTED	RECOMMENDED	ADOPTED
	2014	2015	2015	2015
PUBLIC HEALTH EDUCATOR	1	1	1	1
	<u>1</u>	<u>1</u>	<u>1</u>	<u>1</u>

2015 BUDGET SALARIES BY DEPARTMENT

POSITION NUMBER	POSITION DESCRIPTION	2014 BUDGET AMENDED	2015 BUDGET REQUESTED	2015 BUDGET RECOMMENDED	2015 BUDGET ADOPTED
A-4010-44 890	PH - RURAL HEALTH NETWORK PUBLIC HEALTH EDUCATOR	\$38,566	\$38,952	\$38,952	\$38,952

Department of Public Health Services

DIAGNOSTIC AND TREATMENT

Personal Services:	AMENDED	REQUESTED	RECOMMENDED	ADOPTED
	2014	2015	2015	2015
ACCOUNT CLERK/DATA BASE	1	1	1	1
COMMUNITY HEALTH NURSE (PUB HE	1	1	1	1
PUBLIC HEALTH EDUCATOR	0	1	1	1
PUBLIC HEALTH NRSNG PROG COORD	1	1	1	1
PUBLIC HEALTH SVS PROG COORD	1	1	1	1
REGISTERED PROF NURSE	1	1	1	1
	<u>5</u>	<u>6</u>	<u>6</u>	<u>6</u>

2015 BUDGET SALARIES BY DEPARTMENT

POSITION NUMBER	POSITION DESCRIPTION	2014 BUDGET AMENDED	2015 BUDGET REQUESTED	2015 BUDGET RECOMMENDED	2015 BUDGET ADOPTED
A-4050	DIAGNOSTIC AND TREATMENT				
	PUBLIC HEALTH EDUCATOR	\$0	\$35,056	\$35,056	\$35,056
206	ACCOUNT CLERK/DATA BASE	\$27,281	\$27,554	\$27,554	\$27,554
922	PUBLIC HEALTH SVS PROG COORD	\$32,203	\$32,525	\$32,525	\$32,525
982	PUBLIC HEALTH NRSNG PROG COORD	\$57,420	\$57,994	\$57,994	\$57,994
1249	COMMUNITY HEALTH NURSE (PUB HE	\$57,420	\$57,994	\$57,994	\$57,994
2875	REGISTERED PROF NURSE	\$52,073	\$52,594	\$52,594	\$52,594

Department of Public Health Services

EARLY CARE/INTERVENTION CHILDREN

Personal Services:	AMENDED 2014	REQUESTED 2015	RECOMMENDED 2015	ADOPTED 2015
COORD CHILDRED WITH SPEC NEEDS	1	1	1	1
EARLY INTERVENTION SERVICE COORD	2	2	2	2
	<u>3</u>	<u>3</u>	<u>3</u>	<u>3</u>

2015 BUDGET SALARIES BY DEPARTMENT

POSITION NUMBER	POSITION DESCRIPTION	2014 BUDGET AMENDED	2015 BUDGET REQUESTED	2015 BUDGET RECOMMENDED	2015 BUDGET ADOPTED
A-4059	EARLY CARE/INTERVENTION CHILDREN				
1707	COORD CHILDRED WITH SPEC NEEDS	\$54,024	\$54,564	\$54,564	\$54,564
1744	EARLY INTERVENTION SERVICE COORD	\$39,644	\$40,041	\$40,041	\$40,041
1745	EARLY INTERVENTION SERVICE COORD	\$39,644	\$40,041	\$40,041	\$40,041

Department of Public Health Services

WIC

Personal Services:	AMENDED	REQUESTED	RECOMMENDED	ADOPTED
	2014	2015	2015	2015
ACCOUNT CLERK	1	1	1	1
BREASTFEEDING PEER COUNSELOR	1	1	1	1
BREASTFEEDING PEER COUNSELOR PT	1	1	1	1
NUTRITION ASSISTANT	1	1	1	1
NUTRITIONIST	3	3	3	3
SENIOR NUTRITION ASSISTANT	1	1	1	1
WIC PROGRAM COORDINATOR	1	1	1	1
	<u>9</u>	<u>9</u>	<u>9</u>	<u>9</u>

2015 BUDGET SALARIES BY DEPARTMENT

POSITION NUMBER	POSITION DESCRIPTION	2014 BUDGET AMENDED	2015 BUDGET REQUESTED	2015 BUDGET RECOMMENDED	2015 BUDGET ADOPTED
A-4082	WIC				
164	NUTRITIONIST	\$40,048	\$44,942	\$44,942	\$44,942
976	ACCOUNT CLERK	\$22,457	\$25,201	\$25,201	\$25,201
1758	NUTRITION ASSISTANT	\$32,203	\$32,525	\$32,525	\$32,525
2181	NUTRITIONIST	\$44,497	\$44,942	\$44,942	\$44,942
2594	NUTRITIONIST	\$40,048	\$44,942	\$44,942	\$44,942
2912	BREASTFEEDING PEER COUNSELOR PT	\$9,821	\$9,387	\$9,387	\$9,387
2918	WIC PROGRAM COORDINATOR	\$45,389	\$55,277	\$45,843	\$45,843
2930	BREASTFEEDING PEER COUNSELOR	\$24,553	\$25,201	\$25,201	\$25,201
2944	SENIOR NUTRITION ASSISTANT	\$36,707	\$37,074	\$37,074	\$37,074

County of Sullivan
GENERAL FUND OPERATING BUDGET

Account Number	Description	2014 AMENDED BUDGET	2015 DEPARTMENT REQUEST	2015 RECOMMENDED	2015 ADOPTED
Department : A-4010-206 - PUBLIC HEALTH - PH - AGENCY ADMIN					
Budgetary Appropriations					
10.1011	REGULAR PAY	\$290,844	\$352,487	\$301,254	\$301,254
10.1012	OVERTIME PAY	\$250	\$0	\$0	\$0
10.1013	LONGEVITY	\$9,000	\$9,400	\$9,400	\$9,400
Total: Personal Services		\$300,094	\$361,887	\$310,654	\$310,654
21.2105	AUTOMOTIVE EQUIP	\$0	\$37,554	\$37,554	\$37,554
Total: Equipment		\$0	\$37,554	\$37,554	\$37,554
40.4013	CONTRACT OTHER	\$2,500	\$2,500	\$2,500	\$2,500
41.4102	LODGING	\$375	\$375	\$375	\$375
41.4103	MEALS	\$430	\$355	\$355	\$355
41.4104	MILEAGE/TOLLS	\$200	\$300	\$300	\$300
41.4105	REGISTRATION FEES	\$740	\$340	\$340	\$340
41.4106	REPAIRS/MAINTENANCE	\$3,500	\$3,400	\$3,400	\$3,400
42.4203	OFFICE SUPPLIES	\$430	\$320	\$320	\$320
42.4204	POSTAGE	\$515	\$490	\$490	\$490
42.4205	PRINTING	\$970	\$970	\$970	\$970
42.4206	PUBLICATIONS	\$265	\$250	\$250	\$250
43.4301	SUPPLIES	\$330	\$300	\$300	\$300
43.4308	MIS CHARGEBACKS	\$7,526	\$8,014	\$8,014	\$8,014
44.4405	PHONE LAND LINES	\$338	\$350	\$350	\$350
45.4501	SPEC DEPT SUPPLY MISC/OTHER	\$618	\$0	\$0	\$0
46.4607	ANSWERING SERVICE	\$830	\$530	\$530	\$530
46.4610	EMPL NOTARY/CERTIFICATION	\$0	\$60	\$60	\$60
46.4643	EMPL SALARY/BENEFIT CHARGEBACK	\$106,185	\$109,633	\$109,633	\$109,633
47.4701	RENTALS	\$2,835	\$0	\$0	\$0
47.4703	DUES	\$0	\$2,200	\$2,200	\$2,200
47.4707	MAINTENANCE IN LIEU OF RENT	\$9,717	\$9,717	\$9,717	\$9,717
47.4708	INSURANCE	\$3,342	\$2,341	\$2,341	\$2,341
47.4710	DEPT MISC/OTHER	\$65	\$60	\$60	\$60
47.4732	BLDG/PROP ELECTRONIC MONITORING	\$30	\$30	\$30	\$30
47.4733	INDIRECT COST ALLOCATION	\$24,160	\$23,868	\$23,868	\$23,868
47.4767	NYS/US REGLTRY FEES/FINES/ASSESS	\$0	\$8,270	\$8,270	\$8,270
47.4774	PUBLIC HEALTH EDUCATION	\$1,399	\$0	\$0	\$0
Total: Contract Services		\$167,300	\$174,673	\$174,673	\$174,673
80.8001	FICA AND MEDICARE	\$22,075	\$27,684	\$23,765	\$23,765
80.8002	HLTH INSUR ACTIVE EMPLOYEE	\$91,364	\$134,209	\$115,209	\$115,209
80.8005	RETIREMENT	\$44,006	\$61,521	\$51,475	\$51,475
80.8006	WORKERS COMPENSATION	\$13,811	\$18,094	\$15,533	\$15,533
80.8007	DISABILITY	\$565	\$791	\$678	\$678
Total: Employee Benefits		\$171,821	\$242,299	\$206,660	\$206,660
Total Budgetary Appropriations for A-4010-206		\$639,215	\$816,413	\$729,541	\$729,541
Budgetary Revenues					
R1689.R248	HEALTH DEPT INCOME - MISC LOCAL GRANTS	\$(4,900)	\$0	\$0	\$0
Total: Departmental Revenue		\$(4,900)	\$0	\$0	\$0
R3401.R167	ST AID PUBLIC HEALTH - DEPARTMENTAL AID	\$(256,879)	\$(365,455)	\$(365,455)	\$(365,455)
Total: State Aid		\$(256,879)	\$(365,455)	\$(365,455)	\$(365,455)
Total Budgetary Revenues for A-4010-206		\$(261,779)	\$(365,455)	\$(365,455)	\$(365,455)
COUNTY SHARE		\$377,436	\$450,958	\$364,086	\$364,086

County of Sullivan
GENERAL FUND OPERATING BUDGET

Account Number	Description	2014 AMENDED BUDGET	2015 DEPARTMENT REQUEST	2015 RECOMMENDED	2015 ADOPTED
Department : A-4010-207 - PUBLIC HEALTH - PH - CORE PROGRAMS					
Budgetary Appropriations					
10.1011	REGULAR PAY	\$366,381	\$285,624	\$285,624	\$285,624
10.1012	OVERTIME PAY	\$1,942	\$0	\$0	\$0
10.1013	LONGEVITY	\$6,600	\$4,900	\$4,900	\$4,900
10.1015	OTHER PAY	\$2,752	\$0	\$0	\$0
Total: Personal Services		\$377,675	\$290,524	\$290,524	\$290,524
41.4106	REPAIRS/MAINTENANCE	\$7,600	\$6,000	\$6,000	\$6,000
42.4201	ADVERTISING	\$0	\$250	\$250	\$250
42.4203	OFFICE SUPPLIES	\$35	\$400	\$400	\$400
42.4204	POSTAGE	\$216	\$600	\$600	\$600
42.4205	PRINTING	\$780	\$1,280	\$1,280	\$1,280
42.4206	PUBLICATIONS	\$0	\$300	\$300	\$300
43.4301	SUPPLIES	\$435	\$415	\$415	\$415
43.4308	MIS CHARGEBACKS	\$11,970	\$6,038	\$6,038	\$6,038
44.4405	PHONE LAND LINES	\$194	\$500	\$500	\$500
45.4501	SPEC DEPT SUPPLY MISC/OTHER	\$350	\$500	\$500	\$500
45.4507	MEDICAL/CLINICAL	\$639	\$500	\$500	\$500
45.4509	PATIENT EDUCATNL MATERIAL	\$0	\$475	\$475	\$475
45.4543	FOOD	\$620	\$620	\$620	\$620
46.4603	EMPL UNIFORM ALLOWANCE	\$2,325	\$2,325	\$2,325	\$2,325
46.4607	ANSWERING SERVICE	\$700	\$700	\$700	\$700
46.4612	EMPL TRAINING	\$0	\$120	\$120	\$120
47.4707	MAINTENANCE IN LIEU OF RENT	\$4,524	\$4,524	\$4,524	\$4,524
47.4708	INSURANCE	\$3,030	\$5,380	\$5,380	\$5,380
47.4710	DEPT MISC/OTHER	\$85	\$80	\$80	\$80
47.4732	BLDG/PROP ELECTRONIC MONITORING	\$40	\$40	\$40	\$40
47.4733	INDIRECT COST ALLOCATION	\$31,890	\$31,505	\$31,505	\$31,505
47.4767	NYS/US REGLTRY FEES/FINES/ASSESS	\$147	\$140	\$140	\$140
47.4774	PUBLIC HEALTH EDUCATION	\$50	\$50	\$50	\$50
Total: Contract Services		\$65,630	\$62,742	\$62,742	\$62,742
80.8001	FICA AND MEDICARE	\$29,234	\$22,403	\$22,403	\$22,403
80.8002	HLTH INSUR ACTIVE EMPLOYEE	\$72,272	\$60,604	\$60,604	\$60,604
80.8005	RETIREMENT	\$57,805	\$49,784	\$48,140	\$48,140
80.8006	WORKERS COMPENSATION	\$20,754	\$14,642	\$14,642	\$14,642
80.8007	DISABILITY	\$904	\$565	\$565	\$565
Total: Employee Benefits		\$180,969	\$147,998	\$146,354	\$146,354
	Total Budgetary Appropriations for A-4010-207	\$624,274	\$501,264	\$499,620	\$499,620
Budgetary Revenues					
R1610.R247	HOME NURSNG CHARGE - MISC FEE/REIMBURSMNT	\$(42,000)	\$(40,000)	\$(40,000)	\$(40,000)
Total: Departmental Revenue		\$(42,000)	\$(40,000)	\$(40,000)	\$(40,000)
R3401.R167	ST AID PUBLIC HEALTH - DEPARTMENTAL AID	\$(266,154)	\$(164,252)	\$(164,252)	\$(164,252)
Total: State Aid		\$(266,154)	\$(164,252)	\$(164,252)	\$(164,252)
	Total Budgetary Revenues for A-4010-207	\$(308,154)	\$(204,252)	\$(204,252)	\$(204,252)
	COUNTY SHARE	\$316,120	\$297,012	\$295,368	\$295,368

County of Sullivan
GENERAL FUND OPERATING BUDGET

Account Number	Description	2014 AMENDED BUDGET	2015 DEPARTMENT REQUEST	2015 RECOMMENDED	2015 ADOPTED
Department : A-4010-33 - PUBLIC HEALTH - PH - CHHA					
Budgetary Appropriations					
10.1011	REGULAR PAY	\$1,495,020	\$1,956,743	\$1,885,430	\$1,885,430
10.1012	OVERTIME PAY	\$39,376	\$33,000	\$33,000	\$33,000
10.1013	LONGEVITY	\$30,300	\$35,100	\$31,400	\$31,400
10.1015	OTHER PAY	\$14,725	\$14,000	\$14,000	\$14,000
Total: Personal Services		\$1,579,421	\$2,038,843	\$1,963,830	\$1,963,830
21.2105	AUTOMOTIVE EQUIP	\$0	\$0	\$0	\$0
Total: Equipment		\$0	\$0	\$0	\$0
40.4002	ACCOUNT/AUDIT/ACTUARIAL SERVICES	\$19,500	\$19,500	\$19,500	\$19,500
40.4013	CONTRACT OTHER	\$0	\$20,000	\$20,000	\$20,000
40.4014	THERAPY	\$692,446	\$634,339	\$614,339	\$614,339
40.4024	PERSONAL CARE	\$0	\$550	\$550	\$550
40.4036	ADDICTION SERVICES	\$0	\$0	\$0	\$0
41.4102	LODGING	\$250	\$250	\$250	\$250
41.4103	MEALS	\$355	\$355	\$355	\$355
41.4104	MILEAGE/TOLLS	\$9,800	\$9,800	\$9,800	\$9,800
41.4105	REGISTRATION FEES	\$3,550	\$4,090	\$2,800	\$2,800
41.4106	REPAIRS/MAINTENANCE	\$20,355	\$33,000	\$33,000	\$33,000
42.4201	ADVERTISING	\$250	\$250	\$250	\$250
42.4203	OFFICE SUPPLIES	\$1,423	\$2,300	\$2,300	\$2,300
42.4204	POSTAGE	\$6,557	\$4,500	\$4,500	\$4,500
42.4205	PRINTING	\$5,880	\$6,880	\$6,880	\$6,880
42.4206	PUBLICATIONS	\$1,991	\$1,990	\$1,990	\$1,990
42.4207	FURNITURE	\$0	\$0	\$0	\$0
43.4301	SUPPLIES	\$2,335	\$2,335	\$2,335	\$2,335
43.4308	MIS CHARGEBACKS	\$100,504	\$75,202	\$75,202	\$75,202
43.4311	WEBINAR AND RELATED EXPENSES	\$700	\$1,000	\$1,000	\$1,000
44.4405	PHONE LAND LINES	\$2,020	\$2,790	\$2,790	\$2,790
45.4501	SPEC DEPT SUPPLY MISC/OTHER	\$405	\$500	\$500	\$500
45.4507	MEDICAL/CLINICAL	\$50,246	\$48,000	\$48,000	\$48,000
45.4509	PATIENT EDUCATNL MATERIAL	\$0	\$0	\$0	\$0
45.4541	SM EQUIP TOOLS APPLNCS, SM ELECT	\$0	\$0	\$0	\$0
45.4543	FOOD	\$0	\$0	\$0	\$0
46.4603	EMPL UNIFORM ALLOWANCE	\$15,500	\$22,677	\$22,677	\$22,677
46.4607	ANSWERING SERVICE	\$4,109	\$3,770	\$3,770	\$3,770
46.4608	EMPL TUITION REFUNDS	\$1,690	\$2,000	\$2,000	\$2,000
46.4610	EMPL NOTARY/CERTIFICATION	\$60	\$60	\$60	\$60
46.4612	EMPL TRAINING	\$994	\$840	\$840	\$840
46.4643	EMPL SALARY/BENEFIT CHARGEBACK	\$0	\$0	\$0	\$0
47.4703	DUES	\$3,272	\$1,350	\$1,350	\$1,350
47.4707	MAINTENANCE IN LIEU OF RENT	\$79,914	\$79,914	\$79,914	\$79,914
47.4708	INSURANCE	\$23,608	\$33,123	\$33,123	\$33,123
47.4710	DEPT MISC/OTHER	\$450	\$450	\$450	\$450
47.4717	BLDG/PROP/EQUIP REPAIRS&MAINTNCE	\$0	\$0	\$0	\$0
47.4732	BLDG/PROP ELECTRONIC MONITORING	\$206	\$206	\$206	\$206
47.4733	INDIRECT COST ALLOCATION	\$177,591	\$169,198	\$169,198	\$169,198
47.4767	NYS/US REGLTRY FEES/FINES/ASSESS	\$12,044	\$12,877	\$12,877	\$12,877
47.4774	PUBLIC HEALTH EDUCATION	\$322	\$1,150	\$1,150	\$1,150
Total: Contract Services		\$1,238,327	\$1,195,246	\$1,173,956	\$1,173,956
80.8001	FICA AND MEDICARE	\$132,155	\$157,821	\$152,083	\$152,083
80.8002	HLTH INSUR ACTIVE EMPLOYEE	\$411,186	\$524,094	\$505,037	\$505,037

County of Sullivan
GENERAL FUND OPERATING BUDGET

Account Number	Description	2014 AMENDED BUDGET	2015 DEPARTMENT REQUEST	2015 RECOMMENDED	2015 ADOPTED
Department : A-4010-33 - PUBLIC HEALTH - PH - CHHA					
Budgetary Appropriations					
80.8004	HLTH INSUR OPT OUT	\$7,500	\$1,500	\$1,500	\$1,500
80.8005	RETIREMENT	\$259,450	\$350,714	\$325,407	\$325,407
80.8006	WORKERS COMPENSATION	\$82,291	\$103,151	\$99,400	\$99,400
80.8007	DISABILITY	\$3,955	\$4,633	\$4,520	\$4,520
Total: Employee Benefits		\$896,537	\$1,141,913	\$1,087,947	\$1,087,947
Total Budgetary Appropriations for A-4010-33		\$3,714,285	\$4,376,002	\$4,225,733	\$4,225,733
Budgetary Revenues					
R1610.R247	HOME NURSNG CHARGE - MISC FEE/REIMBURSMNT	\$(3,360,215)	\$(3,679,140)	\$(3,679,140)	\$(3,679,140)
R1689.R248	HEALTH DEPT INCOME - MISC LOCAL GRANTS	\$0	\$0	\$0	\$0
Total: Departmental Revenue		\$(3,360,215)	\$(3,679,140)	\$(3,679,140)	\$(3,679,140)
R3401.R167	ST AID PUBLIC HEALTH - DEPARTMENTAL AID	\$0	\$0	\$0	\$0
Total: State Aid		\$0	\$0	\$0	\$0
R4401.R167	FED AID PUBLIC HEALTH - DEPARTMENTAL AID	\$0	\$0	\$0	\$0
Total: Federal Aid		\$0	\$0	\$0	\$0
Total Budgetary Revenues for A-4010-33		\$(3,360,215)	\$(3,679,140)	\$(3,679,140)	\$(3,679,140)
COUNTY SHARE		\$354,070	\$696,862	\$546,593	\$546,593

County of Sullivan
GENERAL FUND OPERATING BUDGET

Account Number	Description	2014 AMENDED BUDGET	2015 DEPARTMENT REQUEST	2015 RECOMMENDED	2015 ADOPTED
Department : A-4010-34 - PUBLIC HEALTH - PH - LT HEALTH CARE					
Budgetary Appropriations					
10.1011	REGULAR PAY	\$593,388	\$237,966	\$237,966	\$237,966
10.1012	OVERTIME PAY	\$7,800	\$2,500	\$1,500	\$1,500
10.1013	LONGEVITY	\$6,300	\$3,800	\$3,800	\$3,800
10.1014	SHIFT DIFFERENTIAL PAY	\$2	\$0	\$0	\$0
10.1015	OTHER PAY	\$6,000	\$1,500	\$1,500	\$1,500
Total: Personal Services		\$613,490	\$245,766	\$244,766	\$244,766
40.4005	DIETICIAN/NUTRITIONIST SERVICES	\$800	\$480	\$480	\$480
40.4013	CONTRACT OTHER	\$70,625	\$36,875	\$36,875	\$36,875
40.4014	THERAPY	\$235,370	\$131,686	\$131,686	\$131,686
40.4024	PERSONAL CARE	\$714,000	\$471,698	\$471,698	\$471,698
41.4102	LODGING	\$200	\$200	\$200	\$200
41.4103	MEALS	\$45	\$45	\$45	\$45
41.4104	MILEAGE/TOLLS	\$4,000	\$1,030	\$1,030	\$1,030
41.4105	REGISTRATION FEES	\$1,000	\$1,000	\$1,000	\$1,000
41.4106	REPAIRS/MAINTENANCE	\$12,620	\$8,000	\$8,000	\$8,000
41.4109	CO FLEET CHARGEBACK	\$300	\$300	\$300	\$300
42.4203	OFFICE SUPPLIES	\$320	\$320	\$320	\$320
42.4204	POSTAGE	\$1,150	\$1,100	\$1,100	\$1,100
42.4205	PRINTING	\$1,000	\$0	\$0	\$0
43.4301	SUPPLIES	\$140	\$130	\$130	\$130
43.4308	MIS CHARGEBACKS	\$23,515	\$14,260	\$14,260	\$14,260
44.4405	PHONE LAND LINES	\$1,300	\$1,150	\$1,150	\$1,150
45.4507	MEDICAL/CLINICAL	\$1,500	\$2,000	\$1,500	\$1,500
46.4603	EMPL UNIFORM ALLOWANCE	\$4,575	\$2,325	\$2,325	\$2,325
46.4608	EMPL TUITION REFUNDS	\$3,000	\$1,000	\$1,000	\$1,000
46.4612	EMPL TRAINING	\$700	\$600	\$600	\$600
47.4707	MAINTENANCE IN LIEU OF RENT	\$7,836	\$7,836	\$7,836	\$7,836
47.4708	INSURANCE	\$6,039	\$4,035	\$4,035	\$4,035
47.4733	INDIRECT COST ALLOCATION	\$58,919	\$56,787	\$56,787	\$56,787
47.4750	CLIENT ELECTONIC MONITORING	\$18,370	\$0	\$0	\$0
47.4767	NYS/US REGLTRY FEES/FINES/ASSESS	\$21,002	\$3,752	\$3,752	\$3,752
Total: Contract Services		\$1,188,326	\$746,609	\$746,109	\$746,109
80.8001	FICA AND MEDICARE	\$47,554	\$18,979	\$18,902	\$18,902
80.8002	HLTH INSUR ACTIVE EMPLOYEE	\$170,174	\$70,766	\$70,766	\$70,766
80.8004	HLTH INSUR OPT OUT	\$1,500	\$0	\$0	\$0
80.8005	RETIREMENT	\$93,565	\$42,175	\$40,558	\$40,558
80.8006	WORKERS COMPENSATION	\$26,475	\$12,405	\$12,355	\$12,355
80.8007	DISABILITY	\$1,469	\$565	\$565	\$565
Total: Employee Benefits		\$340,737	\$144,890	\$143,146	\$143,146
	Total Budgetary Appropriations for A-4010-34	\$2,142,553	\$1,137,265	\$1,134,021	\$1,134,021
Budgetary Revenues					
R1610.R247	HOME NURSNG CHARGE - MISC FEE/REIMBURSMNT	\$(2,049,511)	\$(1,072,117)	\$(1,072,117)	\$(1,072,117)
Total: Departmental Revenue		\$(2,049,511)	\$(1,072,117)	\$(1,072,117)	\$(1,072,117)
	Total Budgetary Revenues for A-4010-34	\$(2,049,511)	\$(1,072,117)	\$(1,072,117)	\$(1,072,117)
	COUNTY SHARE	\$93,042	\$65,148	\$61,904	\$61,904

County of Sullivan
GENERAL FUND OPERATING BUDGET

Account Number	Description	2014 AMENDED BUDGET	2015 DEPARTMENT REQUEST	2015 RECOMMENDED	2015 ADOPTED
Department : A-4010-35 - PUBLIC HEALTH - PH - CHILD SAFETY					
Budgetary Appropriations					
41.4103	MEALS	\$50	\$50	\$50	\$50
41.4104	MILEAGE/TOLLS	\$0	\$75	\$75	\$75
41.4107	VOLUNTEER/CLIENT	\$0	\$120	\$120	\$120
42.4203	OFFICE SUPPLIES	\$0	\$240	\$240	\$240
42.4206	PUBLICATIONS	\$0	\$75	\$75	\$75
45.4501	SPEC DEPT SUPPLY MISC/OTHER	\$12,518	\$11,702	\$11,702	\$11,702
45.4509	PATIENT EDUCATNL MATERIAL	\$0	\$150	\$150	\$150
46.4609	SPECIAL SERV/OTHER	\$200	\$400	\$400	\$400
46.4610	EMPL NOTARY/CERTIFICATION	\$50	\$0	\$0	\$0
47.4701	RENTALS	\$1,182	\$1,188	\$1,188	\$1,188
47.4733	INDIRECT COST ALLOCATION	\$1,942	\$2,699	\$2,699	\$2,699
Total: Contract Services		\$15,942	\$16,699	\$16,699	\$16,699
	Total Budgetary Appropriations for A-4010-35	\$15,942	\$16,699	\$16,699	\$16,699
Budgetary Revenues					
R3401.R167	ST AID PUBLIC HEALTH - DEPARTMENTAL AID	\$(14,000)	\$(14,000)	\$(14,000)	\$(14,000)
Total: State Aid		\$(14,000)	\$(14,000)	\$(14,000)	\$(14,000)
	Total Budgetary Revenues for A-4010-35	\$(14,000)	\$(14,000)	\$(14,000)	\$(14,000)
	COUNTY SHARE	\$1,942	\$2,699	\$2,699	\$2,699

County of Sullivan
GENERAL FUND OPERATING BUDGET

Account Number	Description	2014 AMENDED BUDGET	2015 DEPARTMENT REQUEST	2015 RECOMMENDED	2015 ADOPTED
Department : A-4010-36 - PUBLIC HEALTH - PH - HEALTHY BEGINNINGS					
Budgetary Appropriations					
10.1011	REGULAR PAY	\$191,912	\$191,812	\$191,812	\$191,812
10.1013	LONGEVITY	\$5,000	\$5,600	\$5,600	\$5,600
10.1015	OTHER PAY	\$3,000	\$3,000	\$3,000	\$3,000
Total: Personal Services		\$199,912	\$200,412	\$200,412	\$200,412
41.4102	LODGING	\$39	\$1,520	\$1,520	\$1,520
41.4103	MEALS	\$0	\$620	\$620	\$620
41.4104	MILEAGE/TOLLS	\$179	\$182	\$182	\$182
41.4105	REGISTRATION FEES	\$150	\$0	\$0	\$0
41.4109	CO FLEET CHARGEBACK	\$31,600	\$33,000	\$33,000	\$33,000
42.4203	OFFICE SUPPLIES	\$650	\$650	\$650	\$650
42.4204	POSTAGE	\$220	\$100	\$100	\$100
42.4205	PRINTING	\$2,118	\$2,618	\$2,618	\$2,618
42.4207	FURNITURE	\$400	\$0	\$0	\$0
43.4301	SUPPLIES	\$380	\$300	\$300	\$300
43.4308	MIS CHARGEBACKS	\$1,854	\$1,675	\$1,675	\$1,675
44.4405	PHONE LAND LINES	\$600	\$550	\$550	\$550
45.4501	SPEC DEPT SUPPLY MISC/OTHER	\$20,350	\$1,000	\$1,000	\$1,000
45.4507	MEDICAL/CLINICAL	\$0	\$0	\$0	\$0
45.4509	PATIENT EDUCATNL MATERIAL	\$4,000	\$500	\$500	\$500
47.4703	DUES	\$709	\$963	\$963	\$963
47.4707	MAINTENANCE IN LIEU OF RENT	\$7,761	\$7,761	\$7,761	\$7,761
47.4733	INDIRECT COST ALLOCATION	\$24,040	\$22,778	\$22,778	\$22,778
Total: Contract Services		\$95,050	\$74,217	\$74,217	\$74,217
80.8001	FICA AND MEDICARE	\$15,657	\$15,504	\$15,504	\$15,504
80.8002	HLTH INSUR ACTIVE EMPLOYEE	\$78,400	\$82,846	\$82,846	\$82,846
80.8004	HLTH INSUR OPT OUT	\$2,250	\$2,250	\$2,250	\$2,250
80.8005	RETIREMENT	\$30,868	\$34,453	\$33,208	\$33,208
80.8006	WORKERS COMPENSATION	\$9,597	\$10,133	\$10,133	\$10,133
80.8007	DISABILITY	\$678	\$678	\$678	\$678
Total: Employee Benefits		\$137,450	\$145,864	\$144,619	\$144,619
	Total Budgetary Appropriations for A-4010-36	\$432,412	\$420,493	\$419,248	\$419,248
Budgetary Revenues					
R1689.R301	HEALTH DEPT INCOME - SERV OTHR DEPTS/FUNDS	\$(8,300)	\$(8,300)	\$(8,300)	\$(8,300)
R2705.R338	GIFT/DONATION - OTHER	\$(2,000)	\$0	\$0	\$0
Total: Departmental Revenue		\$(10,300)	\$(8,300)	\$(8,300)	\$(8,300)
R3401.R167	ST AID PUBLIC HEALTH - DEPARTMENTAL AID	\$(277,712)	\$(274,577)	\$(274,577)	\$(274,577)
Total: State Aid		\$(277,712)	\$(274,577)	\$(274,577)	\$(274,577)
R4401.R167	FED AID PUBLIC HEALTH - DEPARTMENTAL AID	\$(113,598)	\$(116,598)	\$(116,598)	\$(116,598)
Total: Federal Aid		\$(113,598)	\$(116,598)	\$(116,598)	\$(116,598)
	Total Budgetary Revenues for A-4010-36	\$(401,610)	\$(399,475)	\$(399,475)	\$(399,475)
	COUNTY SHARE	\$30,802	\$21,018	\$19,773	\$19,773

County of Sullivan
GENERAL FUND OPERATING BUDGET

Account Number	Description	2014 AMENDED BUDGET	2015 DEPARTMENT REQUEST	2015 RECOMMENDED	2015 ADOPTED
Department : A-4010-37 - PUBLIC HEALTH - PH - COMM HEALTH WORK					
Budgetary Appropriations					
10.1011	REGULAR PAY	\$0	\$0	\$0	\$0
10.1015	OTHER PAY	\$0	\$0	\$0	\$0
Total: Personal Services		\$0	\$0	\$0	\$0
41.4102	LODGING	\$0	\$0	\$0	\$0
41.4103	MEALS	\$0	\$0	\$0	\$0
41.4104	MILEAGE/TOLLS	\$0	\$0	\$0	\$0
41.4109	CO FLEET CHARGEBACK	\$0	\$0	\$0	\$0
42.4203	OFFICE SUPPLIES	\$0	\$0	\$0	\$0
42.4204	POSTAGE	\$0	\$0	\$0	\$0
42.4205	PRINTING	\$0	\$0	\$0	\$0
43.4308	MIS CHARGEBACKS	\$0	\$0	\$0	\$0
44.4405	PHONE LAND LINES	\$0	\$0	\$0	\$0
47.4733	INDIRECT COST ALLOCATION	\$0	\$0	\$0	\$0
Total: Contract Services		\$0	\$0	\$0	\$0
80.8001	FICA AND MEDICARE	\$0	\$0	\$0	\$0
80.8002	HLTH INSUR ACTIVE EMPLOYEE	\$0	\$0	\$0	\$0
80.8005	RETIREMENT	\$0	\$0	\$0	\$0
80.8006	WORKERS COMPENSATION	\$0	\$0	\$0	\$0
80.8007	DISABILITY	\$0	\$0	\$0	\$0
Total: Employee Benefits		\$0	\$0	\$0	\$0
Total Budgetary Appropriations for A-4010-37		\$0	\$0	\$0	\$0
Budgetary Revenues					
R3401.R167	ST AID PUBLIC HEALTH - DEPARTMENTAL AID	\$0	\$0	\$0	\$0
Total: State Aid		\$0	\$0	\$0	\$0
R4401.R167	FED AID PUBLIC HEALTH - DEPARTMENTAL AID	\$0	\$0	\$0	\$0
Total: Federal Aid		\$0	\$0	\$0	\$0
Total Budgetary Revenues for A-4010-37		\$0	\$0	\$0	\$0
COUNTY SHARE		\$0	\$0	\$0	\$0

County of Sullivan
GENERAL FUND OPERATING BUDGET

Account Number	Description	2014 AMENDED BUDGET	2015 DEPARTMENT REQUEST	2015 RECOMMENDED	2015 ADOPTED
Department : A-4010-44 - PUBLIC HEALTH - PH - RURAL HEALTH NETWORK					
Budgetary Appropriations					
10.1011	REGULAR PAY	\$39,316	\$38,952	\$38,952	\$38,952
Total: Personal Services		\$39,316	\$38,952	\$38,952	\$38,952
40.4001	AGENCIES	\$1,000	\$11,318	\$11,318	\$11,318
40.4005	DIETICIAN/NUTRITIONIST SERVICES	\$7,000	\$0	\$0	\$0
40.4036	ADDICTION SERVICES	\$3,000	\$3,000	\$3,000	\$3,000
41.4102	LODGING	\$1,300	\$1,300	\$1,300	\$1,300
41.4103	MEALS	\$450	\$450	\$450	\$450
41.4104	MILEAGE/TOLLS	\$250	\$180	\$180	\$180
41.4105	REGISTRATION FEES	\$675	\$750	\$750	\$750
41.4109	CO FLEET CHARGEBACK	\$925	\$1,225	\$1,225	\$1,225
42.4203	OFFICE SUPPLIES	\$700	\$500	\$500	\$500
42.4204	POSTAGE	\$200	\$100	\$100	\$100
42.4205	PRINTING	\$1,100	\$600	\$600	\$600
43.4301	SUPPLIES	\$660	\$440	\$440	\$440
43.4308	MIS CHARGEBACKS	\$1,136	\$987	\$987	\$987
44.4405	PHONE LAND LINES	\$300	\$200	\$200	\$200
45.4501	SPEC DEPT SUPPLY MISC/OTHER	\$6,720	\$9,280	\$9,280	\$9,280
45.4507	MEDICAL/CLINICAL	\$6,000	\$500	\$500	\$500
45.4509	PATIENT EDUCATNL MATERIAL	\$4,400	\$750	\$750	\$750
45.4541	SM EQUIP TOOLS APPLNCS, SM ELECT	\$140	\$0	\$0	\$0
45.4543	FOOD	\$0	\$0	\$0	\$0
46.4609	SPECIAL SERV/OTHER	\$900	\$0	\$0	\$0
46.4643	EMPL SALARY/BENEFIT CHARGEBACK	\$500	\$0	\$0	\$0
47.4701	RENTALS	\$900	\$1,500	\$1,500	\$1,500
47.4703	DUES	\$75	\$75	\$75	\$75
47.4707	MAINTENANCE IN LIEU OF RENT	\$1,246	\$1,246	\$1,246	\$1,246
47.4733	INDIRECT COST ALLOCATION	\$13,866	\$15,307	\$15,307	\$15,307
47.4774	PUBLIC HEALTH EDUCATION	\$23,175	\$12,500	\$12,500	\$12,500
Total: Contract Services		\$76,618	\$62,208	\$62,208	\$62,208
80.8001	FICA AND MEDICARE	\$3,008	\$2,980	\$2,980	\$2,980
80.8002	HLTH INSUR ACTIVE EMPLOYEE	\$18,070	\$17,484	\$17,484	\$17,484
80.8005	RETIREMENT	\$5,996	\$6,622	\$6,454	\$6,454
80.8006	WORKERS COMPENSATION	\$1,870	\$1,948	\$1,948	\$1,948
80.8007	DISABILITY	\$113	\$113	\$113	\$113
Total: Employee Benefits		\$29,057	\$29,147	\$28,979	\$28,979
	Total Budgetary Appropriations for A-4010-44	\$144,991	\$130,307	\$130,139	\$130,139
Budgetary Revenues					
R3401.R167	ST AID PUBLIC HEALTH - DEPARTMENTAL AID	\$(130,300)	\$(115,000)	\$(115,000)	\$(115,000)
Total: State Aid		\$(130,300)	\$(115,000)	\$(115,000)	\$(115,000)
	Total Budgetary Revenues for A-4010-44	\$(130,300)	\$(115,000)	\$(115,000)	\$(115,000)
	COUNTY SHARE	\$14,691	\$15,307	\$15,139	\$15,139

County of Sullivan
GENERAL FUND OPERATING BUDGET

Account Number	Description	2014 AMENDED BUDGET	2015 DEPARTMENT REQUEST	2015 RECOMMENDED	2015 ADOPTED
Department : A-4046 - PHYSICALLY HANDICAPPED CHILDREN					
Budgetary Appropriations					
40.4017	MEDICAL	\$5,500	\$5,500	\$5,500	\$5,500
42.4203	OFFICE SUPPLIES	\$340	\$340	\$340	\$340
42.4204	POSTAGE	\$60	\$50	\$50	\$50
42.4206	PUBLICATIONS	\$204	\$200	\$200	\$200
47.4707	MAINTENANCE IN LIEU OF RENT	\$1,235	\$1,235	\$1,235	\$1,235
47.4733	INDIRECT COST ALLOCATION	\$4,113	\$2,861	\$2,861	\$2,861
47.4742	MEDICAL - DENTAL	\$11,352	\$5,000	\$5,000	\$5,000
Total: Contract Services		\$22,804	\$15,186	\$15,186	\$15,186
Total Budgetary Appropriations for A-4046		\$22,804	\$15,186	\$15,186	\$15,186
Budgetary Revenues					
R1605.R247	HANDICAPPED CHILD CARE - MISC FEE/REIMBURSEMENT	\$0	\$0	\$0	\$0
Total: Departmental Revenue		\$0	\$0	\$0	\$0
R3446.R167	ST AID HANDCP CHILD - DEPARTMENTAL AID	\$(5,796)	\$(2,500)	\$(2,500)	\$(2,500)
Total: State Aid		\$(5,796)	\$(2,500)	\$(2,500)	\$(2,500)
R4401.R140	FED AID PUBLIC HEALTH - CHILDREN W/SPEC CARE NEEDS	\$(1,305)	\$(1,305)	\$(1,305)	\$(1,305)
Total: Federal Aid		\$(1,305)	\$(1,305)	\$(1,305)	\$(1,305)
Total Budgetary Revenues for A-4046		\$(7,101)	\$(3,805)	\$(3,805)	\$(3,805)
COUNTY SHARE		\$15,703	\$11,381	\$11,381	\$11,381

County of Sullivan
GENERAL FUND OPERATING BUDGET

Account Number	Description	2014 AMENDED BUDGET	2015 DEPARTMENT REQUEST	2015 RECOMMENDED	2015 ADOPTED
Department : A-4050 - DIAGNOSTIC AND TREATMENT					
Budgetary Appropriations					
10.1011	REGULAR PAY	\$243,886	\$277,456	\$242,400	\$268,692
10.1012	OVERTIME PAY	\$2,500	\$1,500	\$1,500	\$1,500
10.1013	LONGEVITY	\$7,100	\$7,600	\$7,600	\$7,600
10.1014	SHIFT DIFFERENTIAL PAY	\$1	\$0	\$0	\$0
10.1015	OTHER PAY	\$9,000	\$11,600	\$11,600	\$11,600
Total: Personal Services		\$262,487	\$298,156	\$263,100	\$289,392
40.4005	DIETICIAN/NUTRITIONIST SERVICES	\$0	\$24,000	\$24,000	\$24,000
40.4017	MEDICAL	\$4,800	\$4,800	\$4,800	\$4,800
41.4102	LODGING	\$688	\$983	\$983	\$983
41.4103	MEALS	\$310	\$885	\$885	\$885
41.4104	MILEAGE/TOLLS	\$500	\$310	\$310	\$310
41.4105	REGISTRATION FEES	\$375	\$510	\$510	\$510
41.4108	AUTO TRAVEL OTHER	\$450	\$490	\$490	\$490
41.4109	CO FLEET CHARGEBACK	\$1,200	\$1,200	\$1,200	\$1,200
42.4203	OFFICE SUPPLIES	\$2,588	\$1,920	\$800	\$800
42.4204	POSTAGE	\$1,800	\$1,500	\$1,500	\$1,500
42.4205	PRINTING	\$752	\$752	\$752	\$752
42.4206	PUBLICATIONS	\$457	\$500	\$500	\$500
43.4301	SUPPLIES	\$1,500	\$1,000	\$1,000	\$1,000
43.4308	MIS CHARGEBACKS	\$8,634	\$8,634	\$8,634	\$8,634
44.4405	PHONE LAND LINES	\$1,000	\$900	\$900	\$900
44.4406	WIRELESS COMMUNICATIONS	\$2,153	\$2,153	\$2,153	\$2,153
45.4501	SPEC DEPT SUPPLY MISC/OTHER	\$6,124	\$2,000	\$2,000	\$2,000
45.4507	MEDICAL/CLINICAL	\$91,328	\$84,000	\$84,000	\$84,000
45.4509	PATIENT EDUCATNL MATERIAL	\$3,700	\$3,700	\$3,700	\$3,700
45.4541	SM EQUIP TOOLS APPLNCS, SM ELECT	\$5,512	\$0	\$0	\$0
45.4543	FOOD	\$0	\$0	\$0	\$0
46.4603	EMPL UNIFORM ALLOWANCE	\$2,701	\$2,325	\$2,325	\$2,325
46.4607	ANSWERING SERVICE	\$1,270	\$1,185	\$1,185	\$1,185
47.4702	EQUIP SERVICE/REPAIRS	\$15	\$100	\$100	\$100
47.4707	MAINTENANCE IN LIEU OF RENT	\$14,806	\$14,806	\$14,806	\$14,806
47.4708	INSURANCE	\$1,830	\$2,044	\$2,044	\$2,044
47.4710	DEPT MISC/OTHER	\$380	\$380	\$380	\$380
47.4717	BLDG/PROP/EQUIP REPAIRS&MAINTNCE	\$212	\$0	\$0	\$0
47.4733	INDIRECT COST ALLOCATION	\$59,925	\$59,487	\$59,487	\$59,487
47.4740	MEDICAL - OUTPATIENT SERVICES	\$4,300	\$4,300	\$4,300	\$4,300
47.4752	MISC PROGRAM EXP	\$1,388	\$2,000	\$1,500	\$1,500
47.4767	NYS/US REGLTRY FEES/FINES/ASSESS	\$0	\$200	\$200	\$200
47.4774	PUBLIC HEALTH EDUCATION	\$25,367	\$25,000	\$25,000	\$25,000
47.4777	RABIES RELATED EXPENSES	\$7,200	\$7,700	\$7,700	\$7,700
Total: Contract Services		\$253,265	\$259,764	\$258,144	\$258,144
80.8001	FICA AND MEDICARE	\$20,373	\$22,987	\$22,305	\$22,316
80.8002	HLTH INSUR ACTIVE EMPLOYEE	\$62,295	\$101,536	\$82,536	\$95,203
80.8004	HLTH INSUR OPT OUT	\$1,500	\$0	\$0	\$0
80.8005	RETIREMENT	\$40,029	\$51,082	\$43,596	\$43,596
80.8006	WORKERS COMPENSATION	\$12,659	\$15,024	\$13,271	\$13,271
80.8007	DISABILITY	\$565	\$678	\$565	\$678
Total: Employee Benefits		\$137,421	\$191,307	\$160,273	\$175,064
Total Budgetary Appropriations for A-4050		\$653,173	\$749,227	\$681,517	\$722,600
Budgetary Revenues					

County of Sullivan
GENERAL FUND OPERATING BUDGET

Account Number	Description	2014 AMENDED BUDGET	2015 DEPARTMENT REQUEST	2015 RECOMMENDED	2015 ADOPTED
Department : A-4050 - DIAGNOSTIC AND TREATMENT					
R1610.R247	HOME NURSNG CHARGE - MISC FEE/REIMBURSMNT	\$(25,000)	\$(30,000)	\$(30,000)	\$(30,000)
R2280.R247	HEALTH SERV OTHR GOV - MISC FEE/REIMBURSMNT	\$(85,000)	\$(85,000)	\$(85,000)	\$(85,000)
Total: Departmental Revenue		\$(110,000)	\$(115,000)	\$(115,000)	\$(115,000)
R3401.R167	ST AID PUBLIC HEALTH - DEPARTMENTAL AID	\$(249,611)	\$(270,722)	\$(270,722)	\$(270,722)
R3401.R171	ST AID PUBLIC HEALTH - DIAGNOSTIC/TREATMNT	\$(58,069)	\$(80,374)	\$(80,374)	\$(80,374)
Total: State Aid		\$(307,680)	\$(351,096)	\$(351,096)	\$(351,096)
R4401.R167	FED AID PUBLIC HEALTH - DEPARTMENTAL AID	\$(96,874)	\$(98,801)	\$(98,801)	\$(98,801)
R4401.R233	FED AID PUBLIC HEALTH - LEAD	\$(9,068)	\$(9,068)	\$(9,068)	\$(9,068)
Total: Federal Aid		\$(105,942)	\$(107,869)	\$(107,869)	\$(107,869)
Total Budgetary Revenues for A-4050		\$(523,622)	\$(573,965)	\$(573,965)	\$(573,965)
COUNTY SHARE		\$129,551	\$175,262	\$107,552	\$148,635

County of Sullivan
GENERAL FUND OPERATING BUDGET

Account Number	Description	2014 AMENDED BUDGET	2015 DEPARTMENT REQUEST	2015 RECOMMENDED	2015 ADOPTED
Department : A-4059 - EARLY CARE/INTERVENTION CHILDREN					
Budgetary Appropriations					
10.1011	REGULAR PAY	\$204,045	\$227,098	\$227,098	\$227,098
10.1012	OVERTIME PAY	\$0	\$0	\$0	\$0
10.1013	LONGEVITY	\$6,200	\$6,600	\$6,600	\$6,600
Total: Personal Services		\$210,245	\$233,698	\$233,698	\$233,698
40.4012	EARLY INTERVENTION	\$757,412	\$418,575	\$418,575	\$418,575
40.4016	PRESCHOOL	\$3,654,860	\$3,896,756	\$3,896,756	\$3,896,756
40.4021	TRANSPORTATION	\$1,089,470	\$1,179,934	\$1,089,934	\$1,089,934
41.4104	MILEAGE/TOLLS	\$450	\$200	\$200	\$200
41.4107	VOLUNTEER/CLIENT	\$13,771	\$11,400	\$11,400	\$11,400
41.4108	AUTO TRAVEL OTHER	\$0	\$0	\$0	\$0
41.4109	CO FLEET CHARGEBACK	\$3,000	\$4,300	\$4,300	\$4,300
42.4203	OFFICE SUPPLIES	\$500	\$500	\$500	\$500
42.4204	POSTAGE	\$1,520	\$1,520	\$1,520	\$1,520
42.4205	PRINTING	\$718	\$734	\$734	\$734
43.4308	MIS CHARGEBACKS	\$27,044	\$22,614	\$22,614	\$22,614
44.4405	PHONE LAND LINES	\$800	\$840	\$840	\$840
45.4541	SM EQUIP TOOLS APPLNCS, SM ELECT	\$16	\$0	\$0	\$0
47.4707	MAINTENANCE IN LIEU OF RENT	\$5,689	\$5,689	\$5,689	\$5,689
47.4733	INDIRECT COST ALLOCATION	\$65,423	\$66,818	\$66,818	\$66,818
Total: Contract Services		\$5,620,673	\$5,609,880	\$5,519,880	\$5,519,880
80.8001	FICA AND MEDICARE	\$16,084	\$17,878	\$17,878	\$17,878
80.8002	HLTH INSUR ACTIVE EMPLOYEE	\$76,914	\$100,761	\$100,761	\$100,761
80.8005	RETIREMENT	\$32,062	\$39,729	\$38,724	\$38,724
80.8006	WORKERS COMPENSATION	\$11,203	\$11,685	\$11,685	\$11,685
80.8007	DISABILITY	\$678	\$678	\$678	\$678
Total: Employee Benefits		\$136,941	\$170,731	\$169,726	\$169,726
	Total Budgetary Appropriations for A-4059	\$5,967,859	\$6,014,309	\$5,923,304	\$5,923,304
Budgetary Revenues					
R1621.R183	EARLY INTERVENTN - EARLY CARE	\$(226,112)	\$(396,900)	\$(396,900)	\$(396,900)
R2280.R247	HEALTH SERV OTHR GOV - MISC FEE/REIMBURSMNT	\$0	\$0	\$0	\$0
R2701.R338	REFND PRIOR YR EXPNSE - OTHER	\$0	\$0	\$0	\$0
Total: Departmental Revenue		\$(226,112)	\$(396,900)	\$(396,900)	\$(396,900)
R3277.R183	ST AID EDUCATN HANDCP CHLD - EARLY CARE	\$(2,697,735)	\$(2,813,923)	\$(2,813,923)	\$(2,813,923)
R3277.R339	ST AID EDUCATN HANDCP CHLD - EARLY CARE ADMIN	\$(15,000)	\$(15,000)	\$(15,000)	\$(15,000)
R3401.R163	ST AID PUBLIC HEALTH - DAY CARE	\$(3,969)	\$0	\$0	\$0
R3449.R167	ST AID EARLY INTERVENTN - DEPARTMENTAL AID	\$(368,601)	\$(205,102)	\$(205,102)	\$(205,102)
Total: State Aid		\$(3,085,305)	\$(3,034,025)	\$(3,034,025)	\$(3,034,025)
R4401.R215	FED AID PUBLIC HEALTH - EI & CSHCN ADMIN	\$(54,603)	\$(46,868)	\$(46,868)	\$(46,868)
Total: Federal Aid		\$(54,603)	\$(46,868)	\$(46,868)	\$(46,868)
	Total Budgetary Revenues for A-4059	\$(3,366,020)	\$(3,477,793)	\$(3,477,793)	\$(3,477,793)
	COUNTY SHARE	\$2,601,839	\$2,536,516	\$2,445,511	\$2,445,511

County of Sullivan
GENERAL FUND OPERATING BUDGET

Account Number	Description	2014 AMENDED BUDGET	2015 DEPARTMENT REQUEST	2015 RECOMMENDED	2015 ADOPTED
Department : A-4082 - WIC					
Budgetary Appropriations					
10.1011	REGULAR PAY	\$353,295	\$339,863	\$339,816	\$339,816
10.1013	LONGEVITY	\$5,500	\$3,500	\$3,500	\$3,500
10.1014	SHIFT DIFFERENTIAL PAY	\$1,583	\$0	\$0	\$0
10.1015	OTHER PAY	\$0	\$1,500	\$1,500	\$1,500
Total: Personal Services		\$360,378	\$344,863	\$344,816	\$344,816
41.4101	GASOLINE EXPENSE	\$0	\$0	\$0	\$0
41.4102	LODGING	\$5,600	\$4,650	\$4,650	\$4,650
41.4103	MEALS	\$920	\$1,775	\$1,775	\$1,775
41.4104	MILEAGE/TOLLS	\$2,500	\$2,520	\$2,520	\$2,520
41.4105	REGISTRATION FEES	\$3,090	\$3,460	\$3,460	\$3,460
41.4108	AUTO TRAVEL OTHER	\$750	\$2,160	\$2,160	\$2,160
41.4109	CO FLEET CHARGEBACK	\$2,120	\$3,000	\$3,000	\$3,000
42.4201	ADVERTISING	\$194	\$550	\$550	\$550
42.4203	OFFICE SUPPLIES	\$1,859	\$2,200	\$2,200	\$2,200
42.4204	POSTAGE	\$1,040	\$2,000	\$2,000	\$2,000
42.4205	PRINTING	\$2,118	\$2,537	\$2,537	\$2,537
42.4206	PUBLICATIONS	\$0	\$0	\$0	\$0
42.4207	FURNITURE	\$2,631	\$500	\$500	\$500
43.4301	SUPPLIES	\$73	\$0	\$0	\$0
43.4308	MIS CHARGEBACKS	\$2,152	\$2,755	\$2,755	\$2,755
43.4311	WEBINAR AND RELATED EXPENSES	\$0	\$0	\$0	\$0
44.4405	PHONE LAND LINES	\$1,100	\$1,100	\$1,100	\$1,100
44.4406	WIRELESS COMMUNICATIONS	\$663	\$2,220	\$2,220	\$2,220
45.4501	SPEC DEPT SUPPLY MISC/OTHER	\$39,694	\$12,000	\$10,095	\$10,095
45.4503	RECREATION	\$8,341	\$0	\$0	\$0
45.4507	MEDICAL/CLINICAL	\$1,100	\$3,500	\$3,500	\$3,500
45.4509	PATIENT EDUCATNL MATERIAL	\$15,987	\$7,000	\$7,000	\$7,000
45.4541	SM EQUIP TOOLS APPLNCS, SM ELECT	\$5,487	\$3,000	\$3,000	\$3,000
45.4543	FOOD	\$200	\$0	\$0	\$0
47.4703	DUES	\$259	\$175	\$175	\$175
47.4707	MAINTENANCE IN LIEU OF RENT	\$22,485	\$22,485	\$22,485	\$22,485
47.4717	BLDG/PROP/EQUIP REPAIRS&MAINTNCE	\$290	\$0	\$0	\$0
47.4729	SPECIAL PROJECTS	\$1,030	\$490	\$490	\$490
47.4733	INDIRECT COST ALLOCATION	\$33,520	\$36,437	\$36,437	\$36,437
47.4774	PUBLIC HEALTH EDUCATION	\$12,760	\$5,000	\$5,000	\$5,000
Total: Contract Services		\$167,963	\$121,514	\$119,609	\$119,609
80.8001	FICA AND MEDICARE	\$27,890	\$26,382	\$26,378	\$26,378
80.8002	HLTH INSUR ACTIVE EMPLOYEE	\$167,664	\$133,065	\$133,065	\$133,065
80.8005	RETIREMENT	\$55,598	\$58,627	\$57,136	\$57,136
80.8006	WORKERS COMPENSATION	\$17,387	\$17,243	\$17,241	\$17,241
80.8007	DISABILITY	\$1,243	\$1,017	\$113	\$113
Total: Employee Benefits		\$269,782	\$233,334	\$233,933	\$233,933
	Total Budgetary Appropriations for A-4082	\$798,123	\$702,711	\$698,358	\$698,358
Budgetary Revenues					
R3450.R167	ST AID OTHR PUBLIC HEALTH - DEPARTMENTAL AID	\$(171,702)	\$(107,270)	\$(117,597)	\$(117,597)
Total: State Aid		\$(171,702)	\$(107,270)	\$(117,597)	\$(117,597)
R4482.R167	FED AID WIC PROGRM - DEPARTMENTAL AID	\$(595,601)	\$(559,004)	\$(544,324)	\$(544,324)
Total: Federal Aid		\$(595,601)	\$(559,004)	\$(544,324)	\$(544,324)
	Total Budgetary Revenues for A-4082	\$(767,303)	\$(666,274)	\$(661,921)	\$(661,921)
	COUNTY SHARE	\$30,820	\$36,437	\$36,437	\$36,437

Department of Community Services

Mission Statement

The mission of the Sullivan County Department of Community Services is to ensure that Sullivan County residents who are developmentally disabled, mentally ill, or chemically dependent receive services to facilitate their recovery or improve the quality of their lives.

	2014 Amended	2015 Adopted
Budgetary Appropriations		
Personal Services	\$2,637,803	\$2,675,367
Equipment	\$15,166	\$16,480
Contract Services	\$4,196,562	\$4,792,167
Employee Benefits	\$1,516,940	\$1,670,140
Total Budgetary Appropriations	\$8,366,471	\$9,154,154
Budgetary Revenues		
Departmental Revenue	\$2,299,713	\$3,781,752
State Aid	\$4,112,765	\$3,748,718
Federal Aid	\$370,057	\$240,000
Total Budgetary Revenues	\$6,782,535	\$7,770,470
 County Share	 \$1,583,936	 \$1,383,684
 Positions	 64	 59

A-4220 ADDICTION CONTROL

	<u>2014 Amended</u>	<u>2015 Adopted</u>
Budgetary Appropriations		
Personal Services	\$408,700	\$417,521
Equipment	\$0	\$0
Contract Services	\$104,415	\$117,098
Employee Benefits	\$228,013	\$244,185
Total Budgetary Appropriations	<u>\$741,128</u>	<u>\$778,804</u>
Budgetary Revenues		
Departmental Revenue	\$332,262	\$387,168
State Aid	\$256,932	\$256,932
Federal Aid	\$0	\$0
Total Budgetary Revenues	<u>\$589,194</u>	<u>\$644,100</u>
County Share	<u>\$151,934</u>	<u>\$134,704</u>
Positions	10	10

A-4230 ADDICTION CONTRACT SERV

	<u>2014 Amended</u>	<u>2015 Adopted</u>
Budgetary Appropriations		
Contract Services	\$188,279	\$326,599
Total Budgetary Appropriations	<u>\$188,279</u>	<u>\$326,599</u>
Budgetary Revenues		
State Aid	\$194,779	\$326,599
Total Budgetary Revenues	<u>\$194,779</u>	<u>\$326,599</u>
County Share	<u>\$(6,500)</u>	<u>\$0</u>

A-4250 ALCOHOL ADDICTN(DDP) CONTROL

	<u>2014 Amended</u>	<u>2015 Adopted</u>
Budgetary Appropriations		
Personal Services	\$12,701	\$0
Equipment	\$0	\$0
Contract Services	\$5,494	\$0
Employee Benefits	\$1,624	\$0
Total Budgetary Appropriations	<u>\$19,819</u>	<u>\$0</u>
Budgetary Revenues		
Departmental Revenue	\$17,700	\$0
State Aid	\$0	\$0
Total Budgetary Revenues	<u>\$17,700</u>	<u>\$0</u>
County Share	<u>\$2,119</u>	<u>\$0</u>
Positions	1	0

A-4310 COMMUNITY SERVICES ADMINISTRATIO

	<u>2014 Amended</u>	<u>2015 Adopted</u>
Budgetary Appropriations		
Personal Services	\$556,233	\$566,586
Equipment	\$(1,314)	\$0
Contract Services	\$822,232	\$869,076
Employee Benefits	\$381,333	\$422,090
Total Budgetary Appropriations	<u>\$1,758,484</u>	<u>\$1,857,752</u>
 Budgetary Revenues		
Departmental Revenue	\$300	\$300
State Aid	\$188,421	\$180,000
Federal Aid	\$370,057	\$240,000
Total Budgetary Revenues	<u>\$558,778</u>	<u>\$420,300</u>
 County Share	<u>\$1,199,706</u>	<u>\$1,437,452</u>
 Positions	15	15

A-4320-40 CS - MENTAL HEALTH CLINIC

	<u>2014 Amended</u>	<u>2015 Adopted</u>
Budgetary Appropriations		
Personal Services	\$687,626	\$713,978
Equipment	\$0	\$0
Contract Services	\$812,010	\$754,707
Employee Benefits	\$365,008	\$387,663
Total Budgetary Appropriations	<u>\$1,864,644</u>	<u>\$1,856,348</u>
Budgetary Revenues		
Departmental Revenue	\$1,084,622	\$2,042,500
State Aid	\$184,248	\$134,000
Federal Aid	\$0	\$0
Total Budgetary Revenues	<u>\$1,268,870</u>	<u>\$2,176,500</u>
County Share	<u>\$595,774</u>	<u>\$(320,152)</u>
Positions	16	14

A-4320-41 CS - TREATMENT REACHING YOUTH

	<u>2014 Amended</u>	<u>2015 Adopted</u>
Budgetary Appropriations		
Personal Services	\$150,852	\$147,823
Contract Services	\$31,416	\$28,666
Employee Benefits	\$90,591	\$94,455
Total Budgetary Appropriations	<u>\$272,859</u>	<u>\$270,944</u>
Budgetary Revenues		
Departmental Revenue	\$172,303	\$228,198
State Aid	\$0	\$0
Total Budgetary Revenues	<u>\$172,303</u>	<u>\$228,198</u>
County Share	<u>\$100,556</u>	<u>\$42,746</u>
Positions	3	3

A-4320-42 CS - CASE MANAGEMENT

	<u>2014 Amended</u>	<u>2015 Adopted</u>
Budgetary Appropriations		
Personal Services	\$578,676	\$608,405
Equipment	\$16,480	\$16,480
Contract Services	\$202,124	\$202,275
Employee Benefits	\$327,850	\$356,321
Total Budgetary Appropriations	<u>\$1,125,130</u>	<u>\$1,183,481</u>
Budgetary Revenues		
Departmental Revenue	\$366,000	\$736,028
State Aid	\$421,639	\$357,441
Total Budgetary Revenues	<u>\$787,639</u>	<u>\$1,093,469</u>
County Share	<u>\$337,491</u>	<u>\$90,012</u>
Positions	13	13

A-4320-43 CS - MH CONTIN DAY/PSYCH TREAT

	<u>2014 Amended</u>	<u>2015 Adopted</u>
Budgetary Appropriations		
Personal Services	\$243,015	\$221,054
Equipment	\$0	\$0
Contract Services	\$17,766	\$0
Employee Benefits	\$122,521	\$165,426
Total Budgetary Appropriations	<u>\$383,302</u>	<u>\$386,480</u>
Budgetary Revenues		
Departmental Revenue	\$326,526	\$387,558
State Aid	\$0	\$0
Total Budgetary Revenues	<u>\$326,526</u>	<u>\$387,558</u>
County Share	<u>\$56,776</u>	<u>\$(1,078)</u>
Positions	6	4

A-4322 MENTAL HEALTH CONTRACT SERVICES

	<u>2014 Amended</u>	<u>2015 Adopted</u>
Budgetary Appropriations		
Contract Services	\$2,012,826	\$2,493,746
Total Budgetary Appropriations	<u>\$2,012,826</u>	<u>\$2,493,746</u>
Budgetary Revenues		
Departmental Revenue	\$0	\$0
State Aid	\$2,866,746	\$2,493,746
Total Budgetary Revenues	<u>\$2,866,746</u>	<u>\$2,493,746</u>
County Share	<u>\$(853,920)</u>	<u>\$0</u>

A4220-4322 COMMUNITY SERVICES

The Sullivan County Department of Community Services aims to achieve its mission by monitoring and providing technical assistance to behavior health services providers who are licensed and registered by the Office of Mental Health, the Office of Alcoholism and Substance Abuse Services, and the Office of Mental Retardation and Developmental Disabilities. The Department also provides mental health and chemical dependency services and planning locally for the provision of services to persons who are developmentally disabled, chemically dependent, or mentally ill, and by collaborating with families and other service providers who are licensed and regulated by the Office of Mental Health, the Office of Mental Retardation and Developmental Disabilities, and the Office of Alcoholism and Substance Abuse Services. The Department and Board will promote the inclusion, independence, participation, and personal choice of individuals with disabilities of all ages in all environments through the development and enhancement of culturally sensitive and responsive services and supports, technical assistance, interdisciplinary training, exemplary service models, dissemination of information, and advocacy for the legal and civil rights of individuals with disabilities. The Department of Community Services ensures that no one, regardless of ability to pay, race, creed, color, religion, ethnicity, gender, sexual orientation or place of origin, will be denied services for which they otherwise qualify.

The Department receives outside funding from the State, as well as through billing for its services (Medicare, Medicaid, third party insurance, and self-pay). Functions of the Local Government Unit (LGU) are mandated, as well as the Director position. Regulatory review, coordination of services, and planning activities are all LGU functions. The County must ensure that individuals have access to services, but does not have to provide those services directly.

Program Areas and Services

OASAS Chemical Dependency

Actual County Cost of Program/Activity 2013: \$250,331

Service Provided by Program: Provides evaluations for Sullivan County Family Court, Legal Aid Bureau, local Town, Village, County Courts, Probation, Parole, Family Services, local schools, & self-referred clients; coordinates alcohol/drug abuse treatment with Mental Health & Forensic services; specializes in group counseling for clients affected by alcoholism/drug addiction; specialized groups provided for clients with the dual diagnosis of mental illness & chemical abuse; SCADAS provides comprehensive drug/alcohol evaluations, referrals, treatment, & aftercare planning as requested by individuals, legal(s), medical, families, etc.

Population Served by Program: Youth and adults suffering with/or in recovery from addiction (ages 11 and up).

Administration/Local Government Unit

Actual County Cost of Program/Activity 2013: \$1,260,695

Service Provided by Program: Dues to NYS Conference of Local Mental Health Directors; regulatory review, state agency policy and regulatory coordination, legislative lobbying, DOH managed care, behavioral health organization development, state-wide and county planning process development and implementation; behavioral health information clearinghouse; coordinating and drafting of the Mental Hygiene Plan annually; oversight of various agencies that receive state funding through the County Local Government Unit for alcohol and substance abuse prevention, advocacy, peer advocate services, mental health services, etc.; monitoring of providers for compliance with program delivery and fiscal viability; numerous task forces, committees, and coalitions throughout Sullivan County and Orange County; assists individuals to access services when experiencing obstacles, aides in collaboration and coordination of services between agencies, acts as a liaison between state agencies and local provider/agencies; monitors for and researches grant opportunities to enhance and/or develop needed services in our community. provide Quality Assurance through ongoing Continuous Quality Improvement Initiative which coordinates ongoing trainings for staff, employee empowerment, enhanced communication between departments, data informed practice, recovery oriented services, client safety and satisfaction, and staff safety and satisfaction; provides support and governance for all Corporate Compliance activities of the Department

Population Served by Program: All Sullivan County Residents

SC Mental Health Clinic, Jail, Forensic & SA

Actual County Cost of Program/Activity 2013: \$283,945

Service Provided by Program: Develop and deliver high quality treatment services whereby people with a variety of mental disturbances reduce their need for hospital and institutional care, attain a positive self-image, contribute to their community, and develop coping skills sufficient for a happy and healthy life through Individual Psychotherapy, Family Counseling, Group Therapy, Medication Therapy, Psychiatric Evaluations, Consultation & Education, Psychological Testing, Forensics Evaluations (Court ordered); Sullivan County Department of Community Services Mental Health clinicians work closely with the staff of New York State Parole, Sullivan County Probation, Sullivan County Drug Court, Sullivan County Court, Local, Town, & Municipal Courts, Sullivan County Family Court, and, the Sullivan County Jail, with an emphasis on care coordination, communication, and community safety; Adult Criminal Court Evaluations; Family Court Evaluations

Population Served by Program: All Sullivan County residents

Clinical Satellite Outreach to Schools (Treatment Reaching Youth, TRY)

Actual County Cost of Program/Activity 2013: \$62,223

Service Provided by Program: Allows access to services for children and families who have financial and transportation issues which would prevent them from seeking MH services

Population Served by Program: All school aged children & adolescents between the ages of 5 & 18

Case Management

Actual County Cost of Program/Activity 2013: \$689,113

Service Provided by Program: Intensive Case Management and Supportive Case Management (both Children & Adult); Adult Single Point Of Access (SPOA); SPOA Children & Youth; CSS Evaluation; Support Services (Alt Crisis), Intensive Case Management Adult, Transition Management, Non-Medicaid Care Coordination, & CCSI

Population Served by Program: Severely and Persistently Mental Ill Adults & Children

Continuing Day Treatment and Transportation

Actual County Cost of Program/Activity 2013: \$547,690

Service Provided by Program: Bus transport; day program offering a wide array of psychiatric and rehabilitation services for SPMI (Severely and Persistently Mentally Ill) clients

Population Served by Program: Adults with a Sever and Persistent Mental illness (18 years of age and above)

Contracted Services

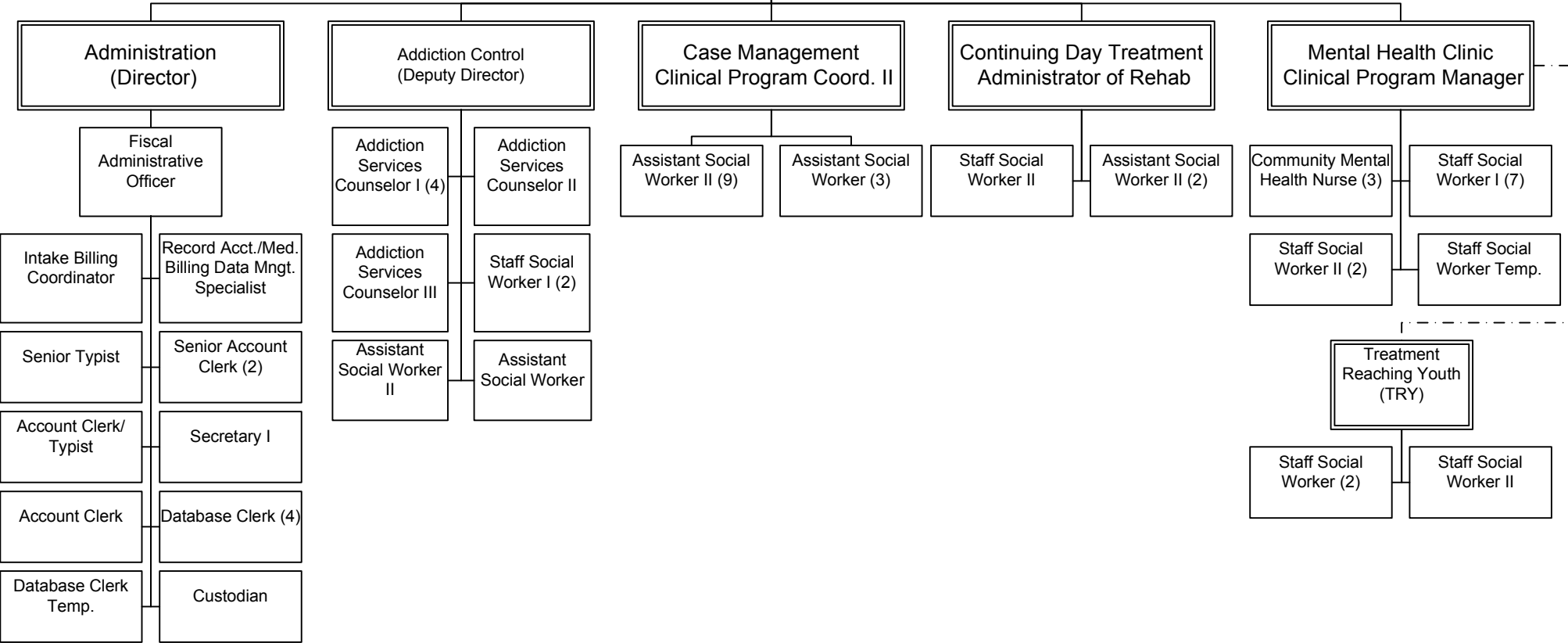
Actual County Cost of Program/Activity 2013: (\$35,642)

Service Provided by Program: Dispenses Service dollars to CCSI participants to remain in the community; provide support to administrators, teachers, Committee on Special Education members, Committee on Preschool Special Education members; the Partnership of Professionals & Parents (POPP) is supported by a county grant from the Sullivan Community Services, as well as from District support; provide consultation & information in the area of educational supports, IDEA regulations, & Section 504 for parents with disabled children (Autism, etc.); provide training to administrators, teachers, other school staff on educational supports, IDEA regulations & Section 504; provide training & support groups in collaboration with Sullivan County agencies

Population Served by Program: Seriously Mentally Ill Children and their families

DEPARTMENT OF COMMUNITY SERVICES
Director of Community Services

Deputy Director



Department of Community Services

ADDICTION CONTROL

Personal Services:	AMENDED	REQUESTED	RECOMMENDED	ADOPTED
	2014	2015	2015	2015
ADDICTION SVS COUNSELOR	4	4	4	4
ADDICTION SVS COUNSELOR II	1	1	1	1
ADDICTION SVS COUNSELOR III	1	1	1	1
ASST SOCIAL WORKER	1	1	1	1
ASST SOCIAL WORKER II	1	1	1	1
STAFF SOCIAL WORKER	2	2	2	2
	<u>10</u>	<u>10</u>	<u>10</u>	<u>10</u>

2015 BUDGET SALARIES BY DEPARTMENT

POSITION NUMBER	POSITION DESCRIPTION	2014 BUDGET AMENDED	2015 BUDGET REQUESTED	2015 BUDGET RECOMMENDED	2015 BUDGET ADOPTED
A-4220	ADDICTION CONTROL				
114	STAFF SOCIAL WORKER	\$44,497	\$44,942	\$44,942	\$44,942
472	ADDICTION SVS COUNSELOR III	\$44,497	\$44,942	\$44,942	\$44,942
617	ASST SOCIAL WORKER	\$38,566	\$38,952	\$38,952	\$38,952
745	STAFF SOCIAL WORKER	\$45,247	\$45,700	\$45,700	\$45,700
758	ASST SOCIAL WORKER II	\$41,651	\$42,068	\$42,068	\$42,068
820	ADDICTION SVS COUNSELOR	\$31,090	\$34,889	\$34,889	\$34,889
1059	ADDICTION SVS COUNSELOR	\$40,973	\$41,383	\$41,383	\$41,383
2252	ADDICTION SVS COUNSELOR II	\$38,566	\$38,952	\$38,952	\$38,952
2253	ADDICTION SVS COUNSELOR	\$34,544	\$34,889	\$34,889	\$34,889
2779	ADDICTION SVS COUNSELOR	\$31,090	\$34,889	\$34,889	\$34,889

Department of Community Services

ALCOHOL ADDICTN (DDP) CONTROL

Personal Services:	AMENDED	REQUESTED	RECOMMENDED	ADOPTED
	2014	2015	2015	2015
DRINKING DRIVER PROG COUNS PT	1	0	0	0
	<u>1</u>	<u>0</u>	<u>0</u>	<u>0</u>

2015 BUDGET SALARIES BY DEPARTMENT

POSITION NUMBER	POSITION DESCRIPTION	2014 BUDGET AMENDED	2015 BUDGET REQUESTED	2015 BUDGET RECOMMENDED	2015 BUDGET ADOPTED
A-4250	ALCOHOL ADDICTN (DDP) CONTROL				
395	DRINKING DRIVER PROG COUNS PT	\$4,500	\$0	\$0	\$0

Department of Community Services

COMMUNITY SERVICES ADMINISTRATIO

Personal Services:	AMENDED	REQUESTED	RECOMMENDED	ADOPTED
	2014	2015	2015	2015
ACCOUNT CLERK	1	1	1	1
ACCOUNT CLERK/TYPIST	1	1	1	1
CUSTODIAN	1	1	1	1
DATABASE CLERK	4	4	4	4
DATABASE CLERK TEMP	1	1	1	1
DEPUTY DIR COMMUNITY SERVICES	1	1	1	1
DIR COMMUNITY SERVICES	1	1	1	1
RECORD, ACCT & MED BILLING	1	1	1	1
SECRETARY I	1	1	1	1
SENIOR ACCOUNT CLERK	2	2	2	2
SENIOR TYPIST	1	1	1	1
	15	15	15	15

2015 BUDGET SALARIES BY DEPARTMENT

POSITION NUMBER	POSITION DESCRIPTION	2014 BUDGET AMENDED	2015 BUDGET REQUESTED	2015 BUDGET RECOMMENDED	2015 BUDGET ADOPTED
A-4310	COMMUNITY SERVICES ADMINISTRATIO				
128	ACCOUNT CLERK	\$24,951	\$25,201	\$25,201	\$25,201
132	CUSTODIAN	\$24,553	\$24,799	\$24,799	\$24,799
234	DEPUTY DIR COMMUNITY SERVICES	\$62,700	\$63,327	\$63,327	\$63,327
399	SENIOR ACCOUNT CLERK	\$29,676	\$29,973	\$29,973	\$29,973
1336	SENIOR TYPIST	\$29,676	\$29,973	\$29,973	\$29,973
1757	DIR COMMUNITY SERVICES	\$79,174	\$79,966	\$79,966	\$79,966
2699	RECORD, ACCT & MED BILLING	\$56,362	\$56,926	\$56,926	\$56,926
2719	SECRETARY I	\$29,676	\$29,973	\$29,973	\$29,973
2808	ACCOUNT CLERK/TYPIST	\$24,553	\$24,799	\$24,799	\$24,799
2817	DATABASE CLERK	\$22,457	\$22,682	\$22,682	\$22,682
2818	DATABASE CLERK	\$24,951	\$25,201	\$25,201	\$25,201
2819	DATABASE CLERK	\$22,457	\$22,682	\$22,682	\$22,682
2820	SENIOR ACCOUNT CLERK	\$29,676	\$29,973	\$29,973	\$29,973
2821	DATABASE CLERK	\$24,951	\$25,201	\$25,201	\$25,201
2877	DATABASE CLERK TEMP	\$11,806	\$21,465	\$21,465	\$21,465

Department of Community Services

CS - MENTAL HEALTH CLINIC

Personal Services:	AMENDED	REQUESTED	RECOMMENDED	ADOPTED
	2014	2015	2015	2015
CLINICAL PROGRAM MANAGER	1	1	1	1
COMMUNITY MENTAL HEALTH NURSE	3	3	3	3
STAFF SOCIAL WORKER	9	9	7	7
STAFF SOCIAL WORKER I TEMP	1	1	1	1
STAFF SOCIAL WORKER II	2	2	2	2
	<u>16</u>	<u>16</u>	<u>14</u>	<u>14</u>

2015 BUDGET SALARIES BY DEPARTMENT

POSITION NUMBER	POSITION DESCRIPTION	2014 BUDGET AMENDED	2015 BUDGET REQUESTED	2015 BUDGET RECOMMENDED	2015 BUDGET ADOPTED
A-4320-40	CS - MENTAL HEALTH CLINIC				
40	COMMUNITY MENTAL HEALTH NURSE	\$55,641	\$56,197	\$56,197	\$56,197
430	STAFF SOCIAL WORKER II	\$68,551	\$69,237	\$69,237	\$69,237
489	STAFF SOCIAL WORKER	\$40,048	\$40,448	\$40,448	\$40,448
640	STAFF SOCIAL WORKER	\$40,048	\$40,448	\$0	\$0
750	COMMUNITY MENTAL HEALTH NURSE	\$59,497	\$60,092	\$60,092	\$60,092
913	COMMUNITY MENTAL HEALTH NURSE	\$55,641	\$56,197	\$56,197	\$56,197
975	STAFF SOCIAL WORKER	\$40,048	\$40,448	\$0	\$0
977	STAFF SOCIAL WORKER II	\$49,965	\$50,465	\$50,465	\$50,465
1045	STAFF SOCIAL WORKER	\$40,798	\$41,947	\$41,947	\$41,947
1228	STAFF SOCIAL WORKER	\$45,362	\$45,816	\$45,816	\$45,816
1609	STAFF SOCIAL WORKER	\$45,362	\$45,816	\$45,816	\$45,816
2169	CLINICAL PROGRAM MANAGER	\$69,327	\$70,020	\$70,020	\$70,020
2267	STAFF SOCIAL WORKER	\$40,048	\$42,673	\$42,673	\$42,673
2320	STAFF SOCIAL WORKER	\$40,798	\$42,318	\$42,318	\$42,318
2853	STAFF SOCIAL WORKER	\$40,798	\$41,206	\$41,206	\$41,206
2876	STAFF SOCIAL WORKER I TEMP	\$19,023	\$38,279	\$38,279	\$38,279

Department of Community Services

CS - TREATMENT REACHING YOUTH

Personal Services:	AMENDED 2014	REQUESTED 2015	RECOMMENDED 2015	ADOPTED 2015
STAFF SOCIAL WORKER	2	2	2	2
STAFF SOCIAL WORKER II	1	1	1	1
	<u>3</u>	<u>3</u>	<u>3</u>	<u>3</u>

2015 BUDGET SALARIES BY DEPARTMENT

POSITION NUMBER	POSITION DESCRIPTION	2014 BUDGET AMENDED	2015 BUDGET REQUESTED	2015 BUDGET RECOMMENDED	2015 BUDGET ADOPTED
A-4320-41	CS - TREATMENT REACHING YOUTH				
56	STAFF SOCIAL WORKER II	\$51,404	\$51,918	\$51,918	\$51,918
130	STAFF SOCIAL WORKER	\$45,362	\$45,816	\$45,816	\$45,816
2183	STAFF SOCIAL WORKER	\$45,336	\$45,789	\$45,789	\$45,789

Department of Community Services

CS - CASE MANAGEMENT

Personal Services:	AMENDED	REQUESTED	RECOMMENDED	ADOPTED
	2014	2015	2015	2015
ASST SOCIAL WORKER	3	3	3	3
ASST SOCIAL WORKER II	9	9	9	9
CLINICAL PROGRAM COORD II	1	1	1	1
	<hr/>	<hr/>	<hr/>	<hr/>
	13	13	13	13

2015 BUDGET SALARIES BY DEPARTMENT

POSITION NUMBER	POSITION DESCRIPTION	2014 BUDGET AMENDED	2015 BUDGET REQUESTED	2015 BUDGET RECOMMENDED	2015 BUDGET ADOPTED
A-4320-42	CS - CASE MANAGEMENT				
129	ASST SOCIAL WORKER II	\$42,817	\$43,245	\$43,245	\$43,245
369	ASST SOCIAL WORKER II	\$45,917	\$46,376	\$46,376	\$46,376
721	ASST SOCIAL WORKER II	\$41,651	\$42,068	\$42,068	\$42,068
1774	ASST SOCIAL WORKER	\$39,643	\$40,040	\$40,040	\$40,040
1836	ASST SOCIAL WORKER II	\$50,883	\$51,392	\$51,392	\$51,392
1910	ASST SOCIAL WORKER	\$34,709	\$35,641	\$35,641	\$35,641
2105	ASST SOCIAL WORKER II	\$51,835	\$52,353	\$52,353	\$52,353
2106	ASST SOCIAL WORKER II	\$41,651	\$42,068	\$42,068	\$42,068
2254	ASST SOCIAL WORKER II	\$46,543	\$47,008	\$47,008	\$47,008
2317	CLINICAL PROGRAM COORD II	\$64,277	\$64,920	\$64,920	\$64,920
2325	ASST SOCIAL WORKER II	\$42,817	\$43,245	\$43,245	\$43,245
2328	ASST SOCIAL WORKER II	\$42,817	\$43,245	\$43,245	\$43,245
2852	ASST SOCIAL WORKER	\$32,974	\$33,304	\$33,304	\$33,304

Department of Community Services

CS - MH CONTIN DAY/PSYCH TREAT

Personal Services:	AMENDED	REQUESTED	RECOMMENDED	ADOPTED
	2014	2015	2015	2015
ADMINISTRATOR OF REHAB. SVCS.	1	1	1	1
ASST SOCIAL WORKER II	3	3	2	2
COMMUNITY MENTAL HEALTH NURSE	1	1	0	0
STAFF SOCIAL WORKER II	1	1	1	1
	<hr/>	<hr/>	<hr/>	<hr/>
	6	6	4	4

2015 BUDGET SALARIES BY DEPARTMENT

POSITION NUMBER	POSITION DESCRIPTION	2014 BUDGET AMENDED	2015 BUDGET REQUESTED	2015 BUDGET RECOMMENDED	2015 BUDGET ADOPTED
A-4320-43	CS - MH CONTIN DAY/PSYCH TREAT				
343	ASST SOCIAL WORKER II	\$37,380	\$37,754	\$0	\$0
431	ADMINISTRATOR OF REHAB. SVCS.	\$58,051	\$58,632	\$58,632	\$58,632
435	COMMUNITY MENTAL HEALTH NURSE	\$55,641	\$56,197	\$0	\$0
636	ASST SOCIAL WORKER II	\$46,542	\$47,008	\$47,008	\$47,008
938	STAFF SOCIAL WORKER II	\$57,273	\$57,846	\$57,846	\$57,846
2326	ASST SOCIAL WORKER II	\$41,651	\$42,068	\$42,068	\$42,068

County of Sullivan
GENERAL FUND OPERATING BUDGET

Account Number	Description	2014 AMENDED BUDGET	2015 DEPARTMENT REQUEST	2015 RECOMMENDED	2015 ADOPTED
Department : A-4220 - ADDICTION CONTROL					
Budgetary Appropriations					
10.1011	REGULAR PAY	\$388,394	\$401,607	\$401,607	\$401,607
10.1012	OVERTIME PAY	\$3,354	\$3,000	\$3,000	\$3,000
10.1013	LONGEVITY	\$7,900	\$8,500	\$8,500	\$8,500
10.1014	SHIFT DIFFERENTIAL PAY	\$2,952	\$2,914	\$2,914	\$2,914
10.1015	OTHER PAY	\$1,500	\$1,500	\$1,500	\$1,500
Total: Personal Services		\$404,100	\$417,521	\$417,521	\$417,521
40.4017	MEDICAL	\$45,000	\$39,000	\$39,000	\$39,000
41.4106	REPAIRS/MAINTENANCE	\$3,945	\$0	\$0	\$0
42.4203	OFFICE SUPPLIES	\$275	\$1,400	\$1,400	\$1,400
42.4204	POSTAGE	\$400	\$225	\$225	\$225
43.4308	MIS CHARGEBACKS	\$9,000	\$2,000	\$2,000	\$2,000
44.4405	PHONE LAND LINES	\$1,300	\$1,000	\$1,000	\$1,000
44.4406	WIRELESS COMMUNICATIONS	\$500	\$300	\$300	\$300
45.4507	MEDICAL/CLINICAL	\$825	\$200	\$200	\$200
46.4602	EMPL MEAL ALLOWANCE	\$400	\$0	\$0	\$0
46.4608	EMPL TUITION REFUNDS	\$500	\$0	\$0	\$0
47.4707	MAINTENANCE IN LIEU OF RENT	\$32,547	\$36,164	\$36,164	\$36,164
47.4708	INSURANCE	\$4,900	\$4,300	\$4,300	\$4,300
47.4726	SECURITY EXPENSE	\$22,773	\$31,509	\$31,509	\$31,509
47.4745	ALCOHOL/DRUG TESTING	\$4,000	\$1,000	\$1,000	\$1,000
Total: Contract Services		\$126,365	\$117,098	\$117,098	\$117,098
80.8001	FICA AND MEDICARE	\$30,846	\$32,055	\$32,055	\$32,055
80.8002	HLTH INSUR ACTIVE EMPLOYEE	\$130,161	\$119,366	\$119,366	\$119,366
80.8004	HLTH INSUR OPT OUT	\$1,500	\$1,500	\$1,500	\$1,500
80.8005	RETIREMENT	\$61,261	\$71,234	\$69,183	\$69,183
80.8006	WORKERS COMPENSATION	\$19,115	\$20,951	\$20,951	\$20,951
80.8007	DISABILITY	\$1,130	\$1,130	\$1,130	\$1,130
Total: Employee Benefits		\$244,013	\$246,236	\$244,185	\$244,185
	Total Budgetary Appropriations for A-4220	\$774,478	\$780,855	\$778,804	\$778,804
Budgetary Revenues					
R1620.R111	MENTAL HEALTH FEE - CHARGBCK-JAIL	\$0	\$(69,232)	\$(69,232)	\$(69,232)
R1631.R247	ALCOHOLISM PROGRM FEE - MISC FEE/REIMBURSMNT	\$(420,000)	\$(278,859)	\$(278,859)	\$(278,859)
R1631.R308	ALCOHOLISM PROGRM FEE - STOP DWI ALCOHOL ABUSE	\$(39,077)	\$(39,077)	\$(39,077)	\$(39,077)
Total: Departmental Revenue		\$(459,077)	\$(387,168)	\$(387,168)	\$(387,168)
R3486.R167	ST AID NARCOTC ADDICTN CONTRL - DEPARTMENTAL AID	\$(256,932)	\$(256,932)	\$(256,932)	\$(256,932)
Total: State Aid		\$(256,932)	\$(256,932)	\$(256,932)	\$(256,932)
	Total Budgetary Revenues for A-4220	\$(716,009)	\$(644,100)	\$(644,100)	\$(644,100)
	COUNTY SHARE	\$58,469	\$136,755	\$134,704	\$134,704

County of Sullivan
GENERAL FUND OPERATING BUDGET

Account Number	Description	2014 AMENDED BUDGET	2015 DEPARTMENT REQUEST	2015 RECOMMENDED	2015 ADOPTED
Department : A-4230 - ADDICTION CONTRACT SERV					
Budgetary Appropriations					
40.4036	ADDICTION SERVICES	\$202,279	\$326,599	\$326,599	\$326,599
Total: Contract Services		\$202,279	\$326,599	\$326,599	\$326,599
Total Budgetary Appropriations for A-4230		\$202,279	\$326,599	\$326,599	\$326,599
Budgetary Revenues					
R3489.R207	ST AID OTHR HEALTH - GAMBLING ADDICTN CONTRL	\$(202,279)	\$(326,599)	\$(326,599)	\$(326,599)
Total: State Aid		\$(202,279)	\$(326,599)	\$(326,599)	\$(326,599)
Total Budgetary Revenues for A-4230		\$(202,279)	\$(326,599)	\$(326,599)	\$(326,599)
COUNTY SHARE		\$0	\$0	\$0	\$0

County of Sullivan
GENERAL FUND OPERATING BUDGET

Account Number	Description	2014 AMENDED BUDGET	2015 DEPARTMENT REQUEST	2015 RECOMMENDED	2015 ADOPTED
Department : A-4250 - ALCOHOL ADDICTN(DDP) CONTROL					
Budgetary Appropriations					
10.1011	REGULAR PAY	\$1,097	\$0	\$0	\$0
10.1012	OVERTIME PAY	\$2,523	\$0	\$0	\$0
10.1014	SHIFT DIFFERENTIAL PAY	\$81	\$0	\$0	\$0
10.1015	OTHER PAY	\$9,000	\$0	\$0	\$0
Total: Personal Services		\$12,701	\$0	\$0	\$0
42.4203	OFFICE SUPPLIES	\$0	\$0	\$0	\$0
42.4204	POSTAGE	\$100	\$0	\$0	\$0
42.4205	PRINTING	\$100	\$0	\$0	\$0
45.4509	PATIENT EDUCATNL MATERIAL	\$500	\$0	\$0	\$0
46.4602	EMPL MEAL ALLOWANCE	\$200	\$0	\$0	\$0
47.4703	DUES	\$225	\$0	\$0	\$0
47.4707	MAINTENANCE IN LIEU OF RENT	\$1,808	\$0	\$0	\$0
47.4708	INSURANCE	\$300	\$0	\$0	\$0
47.4726	SECURITY EXPENSE	\$5,061	\$0	\$0	\$0
Total: Contract Services		\$8,294	\$0	\$0	\$0
80.8001	FICA AND MEDICARE	\$971	\$0	\$0	\$0
80.8005	RETIREMENT	\$1,937	\$0	\$0	\$0
80.8006	WORKERS COMPENSATION	\$616	\$0	\$0	\$0
Total: Employee Benefits		\$3,524	\$0	\$0	\$0
	Total Budgetary Appropriations for A-4250	\$24,519	\$0	\$0	\$0
Budgetary Revenues					
R1631.R181	ALCOHOLISM PROGRM FEE - DRINKING DRIVER PROGRAM	\$(26,000)	\$0	\$0	\$0
Total: Departmental Revenue		\$(26,000)	\$0	\$0	\$0
	Total Budgetary Revenues for A-4250	\$(26,000)	\$0	\$0	\$0
	COUNTY SHARE	\$(1,481)	\$0	\$0	\$0

County of Sullivan
GENERAL FUND OPERATING BUDGET

Account Number	Description	2014 AMENDED BUDGET	2015 DEPARTMENT REQUEST	2015 RECOMMENDED	2015 ADOPTED
Department : A-4310 - COMMUNITY SERVICES ADMINISTRATIO					
Budgetary Appropriations					
10.1011	REGULAR PAY	\$527,916	\$544,666	\$534,995	\$534,995
10.1012	OVERTIME PAY	\$12,541	\$19,200	\$15,000	\$15,000
10.1013	LONGEVITY	\$13,900	\$14,700	\$14,700	\$14,700
10.1014	SHIFT DIFFERENTIAL PAY	\$376	\$391	\$391	\$391
10.1015	OTHER PAY	\$1,500	\$1,500	\$1,500	\$1,500
Total: Personal Services		\$556,233	\$580,457	\$566,586	\$566,586
20.2001	FURNITURE	\$(1,314)	\$0	\$0	\$0
Total: Equipment		\$(1,314)	\$0	\$0	\$0
40.4002	ACCOUNT/AUDIT/ACTUARIAL SERVICES	\$35,000	\$39,500	\$39,500	\$39,500
41.4102	LODGING	\$1,056	\$1,000	\$1,000	\$1,000
41.4104	MILEAGE/TOLLS	\$225	\$225	\$225	\$225
41.4105	REGISTRATION FEES	\$600	\$600	\$600	\$600
42.4203	OFFICE SUPPLIES	\$1,661	\$1,000	\$1,000	\$1,000
42.4204	POSTAGE	\$600	\$1,000	\$1,000	\$1,000
42.4205	PRINTING	\$7,500	\$6,500	\$6,500	\$6,500
42.4207	FURNITURE	\$2,020	\$0	\$0	\$0
42.4209	OFFICE OTHER	\$160	\$1,000	\$1,000	\$1,000
43.4301	SUPPLIES	\$0	\$0	\$0	\$0
43.4308	MIS CHARGEBACKS	\$42,650	\$40,000	\$40,000	\$40,000
44.4405	PHONE LAND LINES	\$2,100	\$2,100	\$2,100	\$2,100
45.4505	BLDG/PROP MAINTENANCE	\$200	\$0	\$0	\$0
46.4602	EMPL MEAL ALLOWANCE	\$1,500	\$1,500	\$1,500	\$1,500
46.4608	EMPL TUITION REFUNDS	\$0	\$0	\$0	\$0
46.4643	EMPL SALARY/BENEFIT CHARGEBACK	\$95,138	\$98,379	\$98,379	\$98,379
47.4703	DUES	\$2,989	\$3,065	\$3,065	\$3,065
47.4707	MAINTENANCE IN LIEU OF RENT	\$54,245	\$54,245	\$54,245	\$54,245
47.4708	INSURANCE	\$950	\$1,500	\$1,500	\$1,500
47.4710	DEPT MISC/OTHER	\$0	\$0	\$0	\$0
47.4717	BLDG/PROP/EQUIP REPAIRS&MAINTNCE	\$125	\$0	\$0	\$0
47.4726	SECURITY EXPENSE	\$43,015	\$47,264	\$47,264	\$47,264
47.4733	INDIRECT COST ALLOCATION	\$570,198	\$570,198	\$570,198	\$570,198
Total: Contract Services		\$861,932	\$869,076	\$869,076	\$869,076
80.8001	FICA AND MEDICARE	\$42,323	\$44,462	\$43,401	\$43,401
80.8002	HLTH INSUR ACTIVE EMPLOYEE	\$213,095	\$253,767	\$253,767	\$253,767
80.8004	HLTH INSUR OPT OUT	\$3,750	\$750	\$750	\$750
80.8005	RETIREMENT	\$83,797	\$98,805	\$93,883	\$93,883
80.8006	WORKERS COMPENSATION	\$26,560	\$29,060	\$28,367	\$28,367
80.8007	DISABILITY	\$1,808	\$1,922	\$1,922	\$1,922
Total: Employee Benefits		\$371,333	\$428,766	\$422,090	\$422,090
Total Budgetary Appropriations for A-4310		\$1,788,184	\$1,878,299	\$1,857,752	\$1,857,752
Budgetary Revenues					
R2401.R223	INTEREST EARNED - INTEREST	\$(300)	\$(300)	\$(300)	\$(300)
Total: Departmental Revenue		\$(300)	\$(300)	\$(300)	\$(300)
R3490.R104	ST AID MENTAL HEALTH - ADMINISTRATION	\$(108,671)	\$(180,000)	\$(180,000)	\$(180,000)
Total: State Aid		\$(108,671)	\$(180,000)	\$(180,000)	\$(180,000)
R4489.R297	FED AID OTHR HEALTH - SALARY SHARING	\$(300,000)	\$(240,000)	\$(240,000)	\$(240,000)
Total: Federal Aid		\$(300,000)	\$(240,000)	\$(240,000)	\$(240,000)
Total Budgetary Revenues for A-4310		\$(408,971)	\$(420,300)	\$(420,300)	\$(420,300)
COUNTY SHARE		\$1,379,213	\$1,457,999	\$1,437,452	\$1,437,452

County of Sullivan
GENERAL FUND OPERATING BUDGET

Account Number	Description	2014 AMENDED BUDGET	2015 DEPARTMENT REQUEST	2015 RECOMMENDED	2015 ADOPTED
Department : A-4320-40 - MENTAL HEALTH - CS - MENTAL HEALTH CLINIC					
Budgetary Appropriations					
10.1011	REGULAR PAY	\$691,824	\$794,898	\$697,556	\$697,556
10.1012	OVERTIME PAY	\$8,000	\$5,000	\$5,000	\$5,000
10.1013	LONGEVITY	\$13,700	\$11,400	\$11,400	\$11,400
10.1014	SHIFT DIFFERENTIAL PAY	\$102	\$22	\$22	\$22
10.1015	OTHER PAY	\$0	\$0	\$0	\$0
Total: Personal Services		\$713,626	\$811,320	\$713,978	\$713,978
40.4023	MENTAL HEALTH	\$667,078	\$657,000	\$607,000	\$607,000
42.4203	OFFICE SUPPLIES	\$1,265	\$500	\$500	\$500
42.4204	POSTAGE	\$1,500	\$1,500	\$1,500	\$1,500
42.4205	PRINTING	\$500	\$500	\$500	\$500
42.4206	PUBLICATIONS	\$0	\$0	\$0	\$0
42.4207	FURNITURE	\$563	\$0	\$0	\$0
43.4308	MIS CHARGEBACKS	\$16,674	\$1,000	\$1,000	\$1,000
44.4405	PHONE LAND LINES	\$3,000	\$3,000	\$3,000	\$3,000
45.4507	MEDICAL/CLINICAL	\$3,492	\$4,500	\$4,500	\$4,500
45.4509	PATIENT EDUCATNL MATERIAL	\$175	\$0	\$0	\$0
46.4602	EMPL MEAL ALLOWANCE	\$700	\$500	\$500	\$500
47.4701	RENTALS	\$100	\$0	\$0	\$0
47.4707	MAINTENANCE IN LIEU OF RENT	\$41,588	\$43,396	\$43,396	\$43,396
47.4708	INSURANCE	\$5,000	\$5,000	\$5,000	\$5,000
47.4716	CRIMINAL INPATIENT	\$32,420	\$100,000	\$50,000	\$50,000
47.4726	SECURITY EXPENSE	\$37,955	\$37,811	\$37,811	\$37,811
Total: Contract Services		\$812,010	\$854,707	\$754,707	\$754,707
80.8001	FICA AND MEDICARE	\$60,398	\$62,123	\$54,677	\$54,677
80.8002	HLTH INSUR ACTIVE EMPLOYEE	\$212,516	\$214,521	\$176,611	\$176,611
80.8004	HLTH INSUR OPT OUT	\$750	\$750	\$750	\$750
80.8005	RETIREMENT	\$120,286	\$138,052	\$118,306	\$118,306
80.8006	WORKERS COMPENSATION	\$38,250	\$40,604	\$35,736	\$35,736
80.8007	DISABILITY	\$1,808	\$1,922	\$1,583	\$1,583
Total: Employee Benefits		\$434,008	\$457,972	\$387,663	\$387,663
	Total Budgetary Appropriations for A-4320-40	\$1,959,644	\$2,123,999	\$1,856,348	\$1,856,348
Budgetary Revenues					
R1620.R111	MENTAL HEALTH FEE - CHARGBCK-JAIL	\$(240,000)	\$(127,762)	\$(180,000)	\$(180,000)
R1620.R143	MENTAL HEALTH FEE - CLINIC - ADULT	\$(1,533,185)	\$(1,655,000)	\$(1,655,000)	\$(1,655,000)
R1620.R144	MENTAL HEALTH FEE - CLINIC - CHILD	\$(156,000)	\$(206,000)	\$(206,000)	\$(206,000)
R1620.R151	MENTAL HEALTH FEE - COPS ALLOCATION	\$(129,529)	\$0	\$0	\$0
R1620.R204	MENTAL HEALTH FEE - CLINIC - FORENSIC	\$(6,000)	\$(1,500)	\$(1,500)	\$(1,500)
Total: Departmental Revenue		\$(2,064,714)	\$(1,990,262)	\$(2,042,500)	\$(2,042,500)
R3490.R142	ST AID MENTAL HEALTH - CLINIC	\$(129,248)	\$(134,000)	\$(134,000)	\$(134,000)
Total: State Aid		\$(129,248)	\$(134,000)	\$(134,000)	\$(134,000)
	Total Budgetary Revenues for A-4320-40	\$(2,193,962)	\$(2,124,262)	\$(2,176,500)	\$(2,176,500)
	COUNTY SHARE	\$(234,318)	\$(263)	\$(320,152)	\$(320,152)

County of Sullivan
GENERAL FUND OPERATING BUDGET

Account Number	Description	2014 AMENDED BUDGET	2015 DEPARTMENT REQUEST	2015 RECOMMENDED	2015 ADOPTED
Department : A-4320-41 - MENTAL HEALTH - CS - TREATMENT REACHING YOUTH					
Budgetary Appropriations					
10.1011	REGULAR PAY	\$144,352	\$143,523	\$143,523	\$143,523
10.1012	OVERTIME PAY	\$4,000	\$1,500	\$1,500	\$1,500
10.1013	LONGEVITY	\$2,500	\$2,800	\$2,800	\$2,800
Total: Personal Services		\$150,852	\$147,823	\$147,823	\$147,823
42.4203	OFFICE SUPPLIES	\$150	\$150	\$150	\$150
42.4204	POSTAGE	\$100	\$100	\$100	\$100
43.4308	MIS CHARGEBACKS	\$4,800	\$4,000	\$4,000	\$4,000
44.4405	PHONE LAND LINES	\$500	\$500	\$500	\$500
44.4406	WIRELESS COMMUNICATIONS	\$2,160	\$1,600	\$1,600	\$1,600
45.4509	PATIENT EDUCATNL MATERIAL	\$500	\$500	\$500	\$500
46.4602	EMPL MEAL ALLOWANCE	\$100	\$100	\$100	\$100
46.4612	EMPL TRAINING	\$100	\$350	\$350	\$350
47.4707	MAINTENANCE IN LIEU OF RENT	\$14,465	\$10,849	\$10,849	\$10,849
47.4708	INSURANCE	\$950	\$1,064	\$1,064	\$1,064
47.4726	SECURITY EXPENSE	\$7,591	\$9,453	\$9,453	\$9,453
Total: Contract Services		\$31,416	\$28,666	\$28,666	\$28,666
80.8001	FICA AND MEDICARE	\$11,598	\$11,366	\$11,366	\$11,366
80.8002	HLTH INSUR ACTIVE EMPLOYEE	\$47,693	\$49,963	\$49,963	\$49,963
80.8004	HLTH INSUR OPT OUT	\$750	\$750	\$750	\$750
80.8005	RETIREMENT	\$23,005	\$25,257	\$24,494	\$24,494
80.8006	WORKERS COMPENSATION	\$7,206	\$7,429	\$7,429	\$7,429
80.8007	DISABILITY	\$339	\$453	\$453	\$453
Total: Employee Benefits		\$90,591	\$95,218	\$94,455	\$94,455
	Total Budgetary Appropriations for A-4320-41	\$272,859	\$271,707	\$270,944	\$270,944
Budgetary Revenues					
R1620.R247	MENTAL HEALTH FEE - MISC FEE/REIMBURSMNT	\$(234,303)	\$(228,198)	\$(228,198)	\$(228,198)
Total: Departmental Revenue		\$(234,303)	\$(228,198)	\$(228,198)	\$(228,198)
	Total Budgetary Revenues for A-4320-41	\$(234,303)	\$(228,198)	\$(228,198)	\$(228,198)
	COUNTY SHARE	\$38,556	\$43,509	\$42,746	\$42,746

County of Sullivan
GENERAL FUND OPERATING BUDGET

Account Number	Description	2014 AMENDED BUDGET	2015 DEPARTMENT REQUEST	2015 RECOMMENDED	2015 ADOPTED
Department : A-4320-42 - MENTAL HEALTH - CS - CASE MANAGEMENT					
Budgetary Appropriations					
10.1011	REGULAR PAY	\$593,876	\$584,905	\$584,905	\$584,905
10.1012	OVERTIME PAY	\$4,000	\$4,000	\$4,000	\$4,000
10.1013	LONGEVITY	\$18,800	\$19,500	\$19,500	\$19,500
Total: Personal Services		\$616,676	\$608,405	\$608,405	\$608,405
21.2105	AUTOMOTIVE EQUIP	\$16,480	\$49,440	\$16,480	\$16,480
Total: Equipment		\$16,480	\$49,440	\$16,480	\$16,480
40.4013	CONTRACT OTHER	\$77,190	\$52,000	\$52,000	\$52,000
41.4106	REPAIRS/MAINTENANCE	\$25,000	\$29,000	\$29,000	\$29,000
42.4203	OFFICE SUPPLIES	\$100	\$100	\$100	\$100
42.4204	POSTAGE	\$640	\$550	\$550	\$550
43.4308	MIS CHARGEBACKS	\$8,662	\$1,000	\$1,000	\$1,000
44.4405	PHONE LAND LINES	\$2,697	\$2,700	\$2,700	\$2,700
44.4406	WIRELESS COMMUNICATIONS	\$12,508	\$12,000	\$12,000	\$12,000
46.4602	EMPL MEAL ALLOWANCE	\$300	\$300	\$300	\$300
47.4707	MAINTENANCE IN LIEU OF RENT	\$47,013	\$47,013	\$47,013	\$47,013
47.4708	INSURANCE	\$16,650	\$16,650	\$16,650	\$16,650
47.4726	SECURITY EXPENSE	\$30,364	\$40,962	\$40,962	\$40,962
Total: Contract Services		\$221,124	\$202,275	\$202,275	\$202,275
80.8001	FICA AND MEDICARE	\$47,233	\$46,600	\$46,600	\$46,600
80.8002	HLTH INSUR ACTIVE EMPLOYEE	\$184,926	\$176,117	\$176,117	\$176,117
80.8004	HLTH INSUR OPT OUT	\$750	\$750	\$750	\$750
80.8005	RETIREMENT	\$94,043	\$103,556	\$100,813	\$100,813
80.8006	WORKERS COMPENSATION	\$29,429	\$30,458	\$30,458	\$30,458
80.8007	DISABILITY	\$1,469	\$1,583	\$1,583	\$1,583
Total: Employee Benefits		\$357,850	\$359,064	\$356,321	\$356,321
	Total Budgetary Appropriations for A-4320-42	\$1,212,130	\$1,219,184	\$1,183,481	\$1,183,481
Budgetary Revenues					
R1620.R111	MENTAL HEALTH FEE - CHARGBCK-JAIL	\$0	\$(5,978)	\$(5,978)	\$(5,978)
R1620.R125	MENTAL HEALTH FEE - CASE MANAGMNT - INTENSIVE	\$(532,000)	\$(730,050)	\$(730,050)	\$(730,050)
Total: Departmental Revenue		\$(532,000)	\$(736,028)	\$(736,028)	\$(736,028)
R3490.R122	ST AID MENTAL HEALTH - CASE MANAGMNT	\$(225,119)	\$(225,119)	\$(225,119)	\$(225,119)
R3490.R124	ST AID MENTAL HEALTH - CASE MANAGMNT - CHILD	\$(136,520)	\$0	\$0	\$0
R3490.R125	ST AID MENTAL HEALTH - CASE MANAGMNT - INTENSIVE	\$0	\$(132,322)	\$(132,322)	\$(132,322)
Total: State Aid		\$(361,639)	\$(357,441)	\$(357,441)	\$(357,441)
	Total Budgetary Revenues for A-4320-42	\$(893,639)	\$(1,093,469)	\$(1,093,469)	\$(1,093,469)
	COUNTY SHARE	\$318,491	\$125,715	\$90,012	\$90,012

County of Sullivan
GENERAL FUND OPERATING BUDGET

Account Number	Description	2014 AMENDED BUDGET	2015 DEPARTMENT REQUEST	2015 RECOMMENDED	2015 ADOPTED
Department : A-4320-43 - MENTAL HEALTH - CS - MH CONTIN DAY/PSYCH TREAT					
Budgetary Appropriations					
10.1011	REGULAR PAY	\$321,457	\$299,505	\$205,554	\$205,554
10.1012	OVERTIME PAY	\$9,200	\$5,500	\$5,500	\$5,500
10.1013	LONGEVITY	\$11,200	\$9,000	\$9,000	\$9,000
10.1014	SHIFT DIFFERENTIAL PAY	\$58	\$0	\$0	\$0
10.1015	OTHER PAY	\$5,500	\$2,500	\$1,000	\$1,000
Total: Personal Services		\$347,415	\$316,505	\$221,054	\$221,054
40.4021	TRANSPORTATION	\$5,230	\$0	\$0	\$0
40.4023	MENTAL HEALTH	\$5,240	\$0	\$0	\$0
41.4106	REPAIRS/MAINTENANCE	\$500	\$0	\$0	\$0
42.4204	POSTAGE	\$50	\$0	\$0	\$0
43.4308	MIS CHARGEBACKS	\$0	\$0	\$0	\$0
44.4405	PHONE LAND LINES	\$361	\$0	\$0	\$0
44.4406	WIRELESS COMMUNICATIONS	\$160	\$0	\$0	\$0
45.4505	BLDG/PROP MAINTENANCE	\$0	\$0	\$0	\$0
45.4507	MEDICAL/CLINICAL	\$50	\$0	\$0	\$0
45.4509	PATIENT EDUCATNL MATERIAL	\$0	\$0	\$0	\$0
45.4510	CLEANING/FOOD PREP	\$125	\$0	\$0	\$0
45.4543	FOOD	\$125	\$0	\$0	\$0
46.4602	EMPL MEAL ALLOWANCE	\$150	\$0	\$0	\$0
47.4707	MAINTENANCE IN LIEU OF RENT	\$0	\$0	\$0	\$0
47.4708	INSURANCE	\$714	\$0	\$0	\$0
47.4726	SECURITY EXPENSE	\$5,061	\$0	\$0	\$0
Total: Contract Services		\$17,766	\$0	\$0	\$0
80.8001	FICA AND MEDICARE	\$26,006	\$24,270	\$16,968	\$16,968
80.8002	HLTH INSUR ACTIVE EMPLOYEE	\$85,630	\$99,197	\$99,197	\$99,197
80.8004	HLTH INSUR OPT OUT	\$750	\$750	\$750	\$750
80.8005	RETIREMENT	\$51,728	\$53,933	\$36,629	\$36,629
80.8006	WORKERS COMPENSATION	\$16,229	\$15,863	\$11,090	\$11,090
80.8007	DISABILITY	\$678	\$792	\$792	\$792
Total: Employee Benefits		\$181,021	\$194,805	\$165,426	\$165,426
	Total Budgetary Appropriations for A-4320-43	\$546,202	\$511,310	\$386,480	\$386,480
Budgetary Revenues					
R1620.R145	MENTAL HEALTH FEE - CLINIC - CONTINUING TREATMNT	\$(187,561)	\$0	\$0	\$0
R1620.R247	MENTAL HEALTH FEE - MISC FEE/REIMBURSMNT	\$(384,965)	\$(511,310)	\$(387,558)	\$(387,558)
Total: Departmental Revenue		\$(572,526)	\$(511,310)	\$(387,558)	\$(387,558)
R3490.R234	ST AID MENTAL HEALTH - LOCAL ASSISTANCE	\$(3,750)	\$0	\$0	\$0
Total: State Aid		\$(3,750)	\$0	\$0	\$0
	Total Budgetary Revenues for A-4320-43	\$(576,276)	\$(511,310)	\$(387,558)	\$(387,558)
	COUNTY SHARE	\$(30,074)	\$0	\$(1,078)	\$(1,078)

County of Sullivan
GENERAL FUND OPERATING BUDGET

Account Number	Description	2014 AMENDED BUDGET	2015 DEPARTMENT REQUEST	2015 RECOMMENDED	2015 ADOPTED
Department : A-4322 - MENTAL HEALTH CONTRACT SERVICES					
Budgetary Appropriations					
40.4023	MENTAL HEALTH	\$2,548,826	\$2,493,746	\$2,493,746	\$2,493,746
Total: Contract Services		\$2,548,826	\$2,493,746	\$2,493,746	\$2,493,746
	Total Budgetary Appropriations for A-4322	\$2,548,826	\$2,493,746	\$2,493,746	\$2,493,746
Budgetary Revenues					
R3490.R147	ST AID MENTAL HEALTH - OFFICE OF MENTAL HEALTH	\$(1,798,225)	\$(1,798,225)	\$(1,798,225)	\$(1,798,225)
R3490.R395	ST AID MENTAL HEALTH - OMRDD	\$(695,521)	\$(695,521)	\$(695,521)	\$(695,521)
Total: State Aid		\$(2,493,746)	\$(2,493,746)	\$(2,493,746)	\$(2,493,746)
	Total Budgetary Revenues for A-4322	\$(2,493,746)	\$(2,493,746)	\$(2,493,746)	\$(2,493,746)
	COUNTY SHARE	\$55,080	\$0	\$0	\$0

Department of Family Services

Mission Statement

The mission of the Department of Family Services is to promote the well-being and safety of our children, families and communities, and to remain in compliance with Federal and State regulations and mandates. The Department of Family Services is committed to providing the required services to eligible clients as required by regulations.

	2014 Amended	2015 Adopted
Budgetary Appropriations		
Personal Services	\$7,279,504	\$7,295,152
Equipment	\$59,349	\$61,802
Contract Services	\$41,388,788	\$41,630,771
Employee Benefits	\$4,141,585	\$4,588,031
Total Budgetary Appropriations	\$52,869,226	\$53,575,756
Budgetary Revenues		
Departmental Revenue	\$2,343,025	\$2,451,395
State Aid	\$7,439,850	\$7,287,562
Federal Aid	\$15,273,614	\$15,264,769
Total Budgetary Revenues	\$25,056,489	\$25,003,726
 County Share	 \$27,812,737	 \$28,572,030
 Positions	 168	 173

A-6010-38 DFS GENERAL ADMINISTRATION

	<u>2014 Amended</u>	<u>2015 Adopted</u>
Budgetary Appropriations		
Personal Services	\$355,538	\$492,061
Equipment	\$59,349	\$61,802
Contract Services	\$2,921,559	\$2,716,411
Employee Benefits	\$165,745	\$283,347
Total Budgetary Appropriations	<u>\$3,502,191</u>	<u>\$3,553,621</u>
Budgetary Revenues		
Departmental Revenue	\$14,000	\$10,000
State Aid	\$77,126	\$91,002
Federal Aid	\$483,732	\$466,324
Total Budgetary Revenues	<u>\$574,858</u>	<u>\$567,326</u>
County Share	<u>\$2,927,333</u>	<u>\$2,986,295</u>
Positions	7	9

A-6010-50 DFS - ACCOUNTING

	<u>2014 Amended</u>	<u>2015 Adopted</u>
Budgetary Appropriations		
Personal Services	\$382,127	\$347,019
Contract Services	\$75	\$1,300
Employee Benefits	\$231,266	\$223,621
Total Budgetary Appropriations	<u>\$613,468</u>	<u>\$571,940</u>
Budgetary Revenues		
Departmental Revenue	\$0	\$0
Total Budgetary Revenues	<u>\$0</u>	<u>\$0</u>
County Share	<u>\$613,468</u>	<u>\$571,940</u>
Positions	9	9

A-6010-51 DFS - MIS/RECORDS

	<u>2014 Amended</u>	<u>2015 Adopted</u>
Budgetary Appropriations		
Personal Services	\$233,355	\$232,609
Contract Services	\$90	\$100
Employee Benefits	\$172,238	\$181,759
Total Budgetary Appropriations	<u>\$405,683</u>	<u>\$414,468</u>
Budgetary Revenues		
Departmental Revenue	\$0	\$0
Total Budgetary Revenues	<u>\$0</u>	<u>\$0</u>
County Share	<u>\$405,683</u>	<u>\$414,468</u>
Positions	7	7

A-6010-52 DFS - TEMPORARY ASSISTANCE

	<u>2014 Amended</u>	<u>2015 Adopted</u>
Budgetary Appropriations		
Personal Services	\$1,457,042	\$1,404,595
Equipment	\$0	\$0
Contract Services	\$2,750	\$2,000
Employee Benefits	\$903,584	\$912,483
Total Budgetary Appropriations	<u>\$2,363,376</u>	<u>\$2,319,078</u>
Budgetary Revenues		
State Aid	\$0	\$0
Federal Aid	\$2,668,553	\$2,500,385
Total Budgetary Revenues	<u>\$2,668,553</u>	<u>\$2,500,385</u>
County Share	<u>\$(305,177)</u>	<u>\$(181,307)</u>
Positions	40	38

A-6010-53 DFS - MEDICAL ASSISTANCE

	<u>2014 Amended</u>	<u>2015 Adopted</u>
Budgetary Appropriations		
Personal Services	\$960,694	\$904,222
Contract Services	\$385	\$350
Employee Benefits	\$581,483	\$609,474
Total Budgetary Appropriations	<u>\$1,542,562</u>	<u>\$1,514,046</u>
Budgetary Revenues		
State Aid	\$1,557,316	\$1,529,820
Federal Aid	\$1,605,032	\$1,592,262
Total Budgetary Revenues	<u>\$3,162,348</u>	<u>\$3,122,082</u>
County Share	<u>\$(1,619,786)</u>	<u>\$(1,608,036)</u>
Positions	25	25

A-6010-54 DFS - LEGAL

	<u>2014 Amended</u>	<u>2015 Adopted</u>
Budgetary Appropriations		
Personal Services	\$246,721	\$324,955
Contract Services	\$0	\$0
Employee Benefits	\$136,243	\$195,826
Total Budgetary Appropriations	<u>\$382,964</u>	<u>\$520,781</u>
Budgetary Revenues		
Departmental Revenue	\$0	\$0
Total Budgetary Revenues	<u>\$0</u>	<u>\$0</u>
County Share	<u>\$382,964</u>	<u>\$520,781</u>
Positions	5	5

A-6010-55 DFS - SPECIAL INVESTIGATIONS

	<u>2014 Amended</u>	<u>2015 Adopted</u>
Budgetary Appropriations		
Personal Services	\$496,353	\$429,265
Contract Services	\$0	\$330,592
Employee Benefits	\$256,914	\$257,831
Total Budgetary Appropriations	<u>\$753,267</u>	<u>\$1,017,688</u>
Budgetary Revenues		
Departmental Revenue	\$0	\$330,592
Total Budgetary Revenues	<u>\$0</u>	<u>\$330,592</u>
County Share	<u>\$753,267</u>	<u>\$687,096</u>
Positions	11	11

A-6010-56 DFS - CHILD SUPPORT

	<u>2014 Amended</u>	<u>2015 Adopted</u>
Budgetary Appropriations		
Personal Services	\$406,025	\$386,833
Contract Services	\$0	\$0
Employee Benefits	\$248,730	\$265,906
Total Budgetary Appropriations	<u>\$654,755</u>	<u>\$652,739</u>
Budgetary Revenues		
Departmental Revenue	\$50,828	\$47,281
State Aid	\$0	\$0
Federal Aid	\$330,132	\$343,454
Total Budgetary Revenues	<u>\$380,960</u>	<u>\$390,735</u>
County Share	<u>\$273,795</u>	<u>\$262,004</u>
Positions	10	10

A-6010-57 DFS-SERVICES

	<u>2014 Amended</u>	<u>2015 Adopted</u>
Budgetary Appropriations		
Personal Services	\$2,741,649	\$2,773,593
Contract Services	\$4,925	\$3,000
Employee Benefits	\$1,445,382	\$1,657,784
Total Budgetary Appropriations	<u>\$4,191,956</u>	<u>\$4,434,377</u>
Budgetary Revenues		
Departmental Revenue	\$1,200	\$0
State Aid	\$1,627,875	\$1,923,377
Federal Aid	\$3,217,494	\$2,998,022
Total Budgetary Revenues	<u>\$4,846,569</u>	<u>\$4,921,399</u>
County Share	<u>\$(654,613)</u>	<u>\$(487,022)</u>
Positions	54	59

A-6055 DAY CARE SERVICES

	<u>2014 Amended</u>	<u>2015 Adopted</u>
Budgetary Appropriations		
Contract Services	\$1,537,437	\$1,343,350
Total Budgetary Appropriations	<u>\$1,537,437</u>	<u>\$1,343,350</u>
Budgetary Revenues		
Departmental Revenue	\$1,000	\$500
State Aid	\$243,472	\$257,919
Federal Aid	\$1,169,672	\$1,187,513
Total Budgetary Revenues	<u>\$1,414,144</u>	<u>\$1,445,932</u>
County Share	<u>\$123,293</u>	<u>\$(102,582)</u>

A-6070 SERVICES FOR RECIPIENTS

	<u>2014 Amended</u>	<u>2015 Adopted</u>
Budgetary Appropriations		
Contract Services	\$695,343	\$700,000
Total Budgetary Appropriations	<u>\$695,343</u>	<u>\$700,000</u>
Budgetary Revenues		
State Aid	\$493,566	\$87,000
Federal Aid	\$32,000	\$427,007
Total Budgetary Revenues	<u>\$525,566</u>	<u>\$514,007</u>
County Share	<u>\$169,777</u>	<u>\$185,993</u>

A-6100-58 DFS - MEDICAID MMIS

	<u>2014 Amended</u>	<u>2015 Adopted</u>
Budgetary Appropriations		
Contract Services	\$21,504,572	\$22,436,651
Total Budgetary Appropriations	<u>\$21,504,572</u>	<u>\$22,436,651</u>
Budgetary Revenues		
Departmental Revenue	\$0	\$0
State Aid	\$0	\$0
Federal Aid	\$0	\$0
Total Budgetary Revenues	<u>\$0</u>	<u>\$0</u>
County Share	<u>\$21,504,572</u>	<u>\$22,436,651</u>

A-6100-59 DFS - MEDICAID LOCAL

	<u>2014 Amended</u>	<u>2015 Adopted</u>
Budgetary Appropriations		
Contract Services	\$182,736	\$145,492
Total Budgetary Appropriations	<u>\$182,736</u>	<u>\$145,492</u>
Budgetary Revenues		
Departmental Revenue	\$676,130	\$575,226
State Aid	\$(252,086)	\$(200,779)
Federal Aid	\$(286,808)	\$(228,442)
Total Budgetary Revenues	<u>\$137,236</u>	<u>\$146,005</u>
County Share	<u>\$45,500</u>	<u>\$(513)</u>

A-6106 SPECIAL NEEDS PROGRAM

	<u>2014 Amended</u>	<u>2015 Adopted</u>
Budgetary Appropriations		
Contract Services	\$0	\$0
Total Budgetary Appropriations	<u>\$0</u>	<u>\$0</u>
Budgetary Revenues		
State Aid	\$0	\$0
Total Budgetary Revenues	<u>\$0</u>	<u>\$0</u>
County Share	<u>\$0</u>	<u>\$0</u>

A-6109 FAMILY ASSISTANCE

	<u>2014 Amended</u>	<u>2015 Adopted</u>
Budgetary Appropriations		
Contract Services	\$5,046,626	\$5,045,650
Total Budgetary Appropriations	<u>\$5,046,626</u>	<u>\$5,045,650</u>
Budgetary Revenues		
Departmental Revenue	\$600,000	\$575,000
State Aid	\$0	\$0
Federal Aid	\$4,446,626	\$4,440,173
Total Budgetary Revenues	<u>\$5,046,626</u>	<u>\$5,015,173</u>
County Share	<u>\$0</u>	<u>\$30,477</u>

A-6119 CHILD CARE

	<u>2014 Amended</u>	<u>2015 Adopted</u>
Budgetary Appropriations		
Contract Services	\$4,892,852	\$4,502,957
Total Budgetary Appropriations	<u>\$4,892,852</u>	<u>\$4,502,957</u>
Budgetary Revenues		
Departmental Revenue	\$495,900	\$470,296
State Aid	\$2,412,152	\$2,356,449
Federal Aid	\$1,562,365	\$1,440,946
Total Budgetary Revenues	<u>\$4,470,417</u>	<u>\$4,267,691</u>
County Share	<u>\$422,435</u>	<u>\$235,266</u>

A-6123 JUVENILE DELINQUENT CARE

	<u>2014 Amended</u>	<u>2015 Adopted</u>
Budgetary Appropriations		
Contract Services	\$382,822	\$310,387
Total Budgetary Appropriations	<u>\$382,822</u>	<u>\$310,387</u>
Budgetary Revenues		
Departmental Revenue	\$12,500	\$7,500
State Aid	\$222,328	\$180,024
Federal Aid	\$0	\$0
Total Budgetary Revenues	<u>\$234,828</u>	<u>\$187,524</u>
County Share	<u>\$147,994</u>	<u>\$122,863</u>

A-6129 STATE TRAINING SCHOOL

	<u>2014 Amended</u>	<u>2015 Adopted</u>
Budgetary Appropriations		
Contract Services	\$152,182	\$285,275
Total Budgetary Appropriations	<u>\$152,182</u>	<u>\$285,275</u>
Budgetary Revenues		
Departmental Revenue	\$0	\$0
Total Budgetary Revenues	<u>\$0</u>	<u>\$0</u>
County Share	<u>\$152,182</u>	<u>\$285,275</u>

A-6140 SAFETY NET

	<u>2014 Amended</u>	<u>2015 Adopted</u>
Budgetary Appropriations		
Contract Services	\$3,717,034	\$3,473,131
Total Budgetary Appropriations	<u>\$3,717,034</u>	<u>\$3,473,131</u>
Budgetary Revenues		
Departmental Revenue	\$349,467	\$315,000
State Aid	\$994,001	\$972,000
Federal Aid	\$107,416	\$108,000
Total Budgetary Revenues	<u>\$1,450,884</u>	<u>\$1,395,000</u>
County Share	<u>\$2,266,150</u>	<u>\$2,078,131</u>

A-6141 HOME ENERGY ASSISTANCE

	<u>2014 Amended</u>	<u>2015 Adopted</u>
Budgetary Appropriations		
Contract Services	\$52,400	\$84,125
Total Budgetary Appropriations	<u>\$52,400</u>	<u>\$84,125</u>
Budgetary Revenues		
Departmental Revenue	\$115,000	\$95,000
Federal Aid	\$(62,600)	\$(10,875)
Total Budgetary Revenues	<u>\$52,400</u>	<u>\$84,125</u>
County Share	<u>\$0</u>	<u>\$0</u>

A-6142 EMERGENCY AID FOR ADULTS

	<u>2014 Amended</u>	<u>2015 Adopted</u>
Budgetary Appropriations		
Contract Services	\$295,000	\$250,000
Total Budgetary Appropriations	<u>\$295,000</u>	<u>\$250,000</u>
Budgetary Revenues		
Departmental Revenue	\$27,000	\$25,000
State Aid	\$64,100	\$90,750
Total Budgetary Revenues	<u>\$91,100</u>	<u>\$115,750</u>
County Share	<u>\$203,900</u>	<u>\$134,250</u>

A6010-6142 FAMILY SERVICES

The mission of the Department of Family Services is to promote the well-being and safety of our children, families and communities, and to remain in compliance with Federal and State regulations and mandates. The Department of Family Services is committed to providing the required services to eligible clients as required by regulations. Family Services administers State mandated programs. Family Services is required to develop an Integrated County Plan every three years and must be in compliance with the Administration for Children and Families Review requirements.

Family Services receives a significant amount of State and Federal funding for the programs that it administers. The amount of funding received is dependent on the program. As an example, the cost of food stamps is 100% funded by the Federal government. However, the County covers a portion of the cost for administration of this program. The figures in the pages that follow reflect the total amount of county funding provided to each program.

Programs administered by the Department of Family Services are mandated by various State and Federal regulations.

Program Areas and Services

Administration

Actual County Cost of Program/Activity 2013: \$78,570

Service Provided: Contracts, contract monitoring, annual plans, policies & procedures, personnel, switchboard, mail run, director of department, division commissioner

Population Served: Sullivan County; County residents who qualify as eligible recipients of services

Accounting

Actual County Cost of Program/Activity 2013: \$78,246

Service Provided: All accounting components of Family Services – Accounts Payable, Accounts Receivable, C/R, Trust Accounts, repayment of assistance, state billing, grant monitoring, payroll, Flexible Fund Plan, budgeting, expense reports, charge-backs, process BICS payments & reports, CCTA, monitoring payments of contracts and State changes, handicapped children payments, school district billings, statement of assistance for court, time studies, cost analysis, local impact

Population Served: Various Family Services units

MIS/Records

Actual County Cost of Program/Activity 2013: \$57,656

Service Provided: Data entry of every application for assistance; scanning of Medical Assistance/Temporary Assistance/Food Stamps/HEAP cases; maintain records according to state standards; retrieval of records as needed; run WMS reports, COGNOS reports (Services cases); recertification apps, 3209 authorizations; maintenance of W9 records; data imaging

Population Served: Various Family Services units

Food Stamps

Actual County Cost of Program/Activity 2013: \$492,673

Service Provided: Provide food assistance to reduce hunger and malnutrition by supplementing the food purchasing of eligible low income (eligible) individuals

Population Served: County residents who qualify as eligible recipients

Home Energy Assistance Program Administration

Actual County Cost of Program/Activity 2013: \$204,784

Service Provided: Administration of HEAP

Population Served: County residents who qualify as eligible recipients

Employment for TANF, Safety Net and Food Stamps Program

Actual County Cost of Program/Activity 2013: \$0

Service Provided: Administration of employment programs

Population Served: County residents who qualify as eligible recipients

SSI Maximization

Actual County Cost of Program/Activity 2013: \$0

Service Provided: Administration of SSI Maximization Program

Population Served: County residents who qualify as eligible recipients

Domestic Violence Program

Actual County Cost of Program/Activity 2013: \$0

Service Provided: Administration of Domestic Violence Programs across Temporary Assistance Screenings and referrals

Population Served: County residents who qualify as eligible recipients

Temporary Assistance – Temporary Housing Administration

Actual County Cost of Program/Activity 2013: \$0

Service Provided: Administration of Temporary Housing Programs Screening and referrals case mgmt

Population Served: County residents who qualify as eligible recipients

Temporary Assistance – Drug and Alcohol Program Administration

Actual County Cost of Program/Activity 2013: \$0

Service Provided: Administration of Drug and Alcohol Program Screenings and referrals

Population Served: County residents who qualify as eligible recipients

Safety Net Program Administration

Actual County Cost of Program/Activity 2013: \$274,602

Service Provided: Administration of Safety Net programs

Population Served: County residents who qualify as eligible recipients

Temporary Assistance Program Administration

Actual County Cost of Program/Activity 2013: \$0

Service Provided: Administration of Temporary Assistance programs

Population Served: County residents who qualify as eligible recipients

Administration of Medical Assistance Program

Actual County Cost of Program/Activity 2013: \$0

Service Provided: Determination of Medicaid eligibility: SSI cases, Foster Care cases, nursing Home, Community, Medicare, restricted recipient program; document processing, eligibility recertification, spend downs, coverage issues, insurance providers, SSA contact/DCAP

Population Served: County residents who qualify as eligible recipients

Family Services Legal Department

Actual County Cost of Program/Activity 2013: \$149,073

Service Provided: Legal advice in all areas of family court law; represent DFS in Child Protective Services cases, removal of children, PINS, Juvenile Delinquent proceedings, petitions written, Foster Care actions; TPR petitions; Adult Services, fair hearings, guardianships, Support cases, Fraud cases HIPAA compliance office for County; Supervise the SIU unit and CSEU unit of DFS

Population Served: Sullivan County, Family Services departments

Special Investigations Unit

Actual County Cost of Program/Activity 2013: \$199,660

Service Provided: Investigations of eligibility on all applications, allegations of fraud, recoupment, Front End Detections, Burials

Population Served: Sullivan County, Applicants for Temporary Assistance/Medical Assistance/Services

Child Support Enforcement Unit/Support Collections

Actual County Cost of Program/Activity 2013: \$53,779

Service Provided: Establish support; Enforce and collect support in private support cases and in cases involving children in foster care and receiving public assistance; locate missing parents; establish paternity; medical support; investigation of financials; credit bureau checks; IRS tax refund offset; lottery intercepts; property executions; etc.

Population Served: Children in private custody, foster care, etc.

Child Protective Services

Actual County Cost of Program/Activity 2013: \$0

Service Provided: Investigate all reports of child abuse and maltreatment and determine if report is indicated; Provide rehabilitative services to indicated case to remediate family problems and prevent further occurrences (services are CPS cases with preventive unit)

Population Served: Sullivan County youth and families

Child Welfare, Preventive Services

Actual County Cost of Program/Activity 2013: \$176,870

Service Provided: Case management services to maintain child in the home which must include day care, homemaker services, parent training, parent aid, transportation, clinical services, housing services, subsidies, 24 hour emergency services (cash, goods shelter); the services are usually provided through vendor contracts

Population Served: Sullivan County youth and families

Adult Services

Actual County Cost of Program/Activity 2013: \$187,268

Service Provided: Adult Protective, Representative Payee (assigned by Social Security Administration), Long Term Home Health Care; PCA; Guardianships; Information/referral; Case management; Transportation; Application assistance; HEAP/Temporary Assistance/Housing

Population Served: Sullivan County residents in need of services

Foster Care

Actual County Cost of Program/Activity 2013: \$535,147

Service Provided: Administration of Foster Care programs

Population Served: 60-86 children per year

Day Care

Actual County Cost of Program/Activity 2013: \$289,355

Service Provided: Day care assistance is provided to eligible families with children under the age of 13 in need for employment and/or treatment.

Population Served: Eligible families (up to 200% of the poverty level)

Services Contracts

Actual County Cost of Program/Activity 2013: \$62,380

Service Provided: Preventive Services; Rehabilitative Services; Detention Prevention; Parent Training & Aid

Population Served: Eligible recipients for various programs

Medical Assistance: Health Insurance Premiums

Actual County Cost of Program/Activity 2013: (\$21,725)

Service Provided: Medicaid eligibility/recertification, SSI cases, Foster Care cases, Nursing Home, Community, Medicare, restricted recipient program document processing, spend downs, coverage issues, insurance providers, SSA contact/D CAP backup

Population Served: Low income eligible individuals/disabled

Medical Assistance: Medicaid

Actual County Cost of Program/Activity 2013: \$21,718,772

Service Provided: County share of Medicaid program

Population Served: Individuals who meet eligibility requirements

Family Assistance

Actual County Cost of Program/Activity 2013: \$164,776

Service Provided: Temporary Assistance provided to eligible households that have a minor dependent child living with a parent or caretaker relative. Includes many types of assistance, including fuel, housing assistance, can include multiple types of aid (Food Stamps, Medical Assistance, daycare transportation, etc.), supplemental to rent, security deposits, etc.

Population Served: Eligible families, adults and juveniles.

Children Services/Foster Care/Handicapped CSE – Schools/Independent Living

Actual County Cost of Program/Activity 2013: \$1,199,997

Service Provided: Case management, transportation, supervision, legal petitions, court reports, foster home recruitment and training, residential arrangements for court ordered placements, regulatory reports and contacts, adoption activities, home studies, reports, locate discharge resources, assure medical education needs

Population Served: Abuse, neglected and abandoned children, persons in need of Supervision (PINS)

Juvenile Delinquent Care

Actual County Cost of Program/Activity 2013: \$(75,158)

Service Provided: Court ordered placements, case management, aftercare, non secure detention residential placements

Population Served: Juvenile delinquents in institutions, plus children going in and out of Non secure Detention

State Training School

Actual County Cost of Program/Activity 2013: \$(45,672)

Service Provided: Youth in custody of OCFS and placed in secure facilities

Population Served: Juvenile delinquents

Safety Net

Actual County Cost of Program/Activity 2013: \$2,234,232

Service Provided: Temporary Assistance to eligible individuals with no minors in household only when standard of need may not be met by other programs. Cash and non cash assistance; CASE type 12 drug/alcohol; shelter and utility assistance (exceptions - HIV dx)

Population Served: Needy individuals who are not eligible for Family Assistance

Emergency Aid for Adults

Actual County Cost of Program/Activity 2013: \$85,594

Service Provided: Emergency assistance to individuals; families for single type issues/events; may assist with utilities when HEAP is not open, etc.; non-recurring expense; also handles veteran burials

Population Served: Needy eligible individuals and families in need of limited emergency assistance

Home Energy Assistance Program (HEAP)

Actual County Cost of Program/Activity 2013: \$(3,866)

Service Provided: Federally funded home energy assistance program to assist low-income (eligible) households in meeting energy expenses

Population Served: Income Eligible households with or without children

DEPARTMENT OF FAMILY SERVICES
Commissioner of Health and Family Services

Deputy Division Commissioner of
Health and Family Services

Deputy Commissioner Department of
Family Services

ADMINISTRATION

ACCOUNTING
Fiscal Admin.
Officer

MIS/RECORDS
Help Desk/Doc.
Coordinator

LEGAL
Managing
Attorney

Public Assistance
Director of Temporary
Assistance

SERVICES
Director

CSEU
Principal F.S.
Investigator

SIU
Coordinator SIU
& Resource

Secretary II,
Commissioner of
Health and
Family Services

Div. Contract
Compliance

Staff
Development
Coordinator

Administrative
Aide

Typist

Driver/Courier

Principal Acct.
Clerk

Sr. Acct. Clerk/
Database (5)

Acct. Clerk/
Database

Systems Operator

Sr. Database
Clerk

Records Mngt.
Clerk (3)

Account Clerk/
Database

Sr. Family Svcs.
Attorney

Family Services
Attorney (2)

Legal Typist

**TEMPORARY
ASSISTANCE**
Head Soc. Welfare
Examiner

Family Services
Case Manager

Principal Social
Welfare Exam. (3)

Senior Social
Welfare Examiner
(6)

Social Welfare
Examiner (13)

Acct. Clerk (5)

Acct. Clerk/Typist

Acct. Clerk TFT
HEAP (5)

Records Mngt.
Clerk

**MEDICAL
ASSISTANCE**

Principal Social
Welfare Examiner
(2)

Sr. Social Welfare
Examiner (4)

Social Welfare
Examiner (12)

Caseworker

Principal Acct.
Clerk

Senior Account
Clerk

Acct. Clerk (3)

Records Mngt.
Clerk

Case Supervisor
(7)

Sr. Caseworker
(23)

Preventive
Caseworker (2)

Caseworker (17)

Case Services
Aide (4)

Employment &
Training
Supervisor

Employment &
Training Specialist
(2)

Contract Monitor

Sr. Stenographer

Data Entry
Operator

Family Services
Investigator (5)

Principal Acct.
Clerk

Sr. Acct. Clerk

Acct. Clerk

Court Liaison

Sr. Family Svcs.
Investigator

Family Services
Investigator (3)

Family SRVS.
Investigator RPT

Sr. Social Welfare
Examiner (2)

Social Welfare
Examiner

Sr. Acct. Clerk

Sr. Acct. Clerk/
Typist

Department of Family Services

DFS GENERAL ADMINISTRATION

Personal Services:	AMENDED	REQUESTED	RECOMMENDED	ADOPTED
	2014	2015	2015	2015
ADMINISTRATIVE AIDE	1	1	1	1
COMM DIV HEALTH & FAMILY SERV	1	1	1	1
DEPUTY COMM OF FAMILY SERVICES	1	0	1	1
DIVISION CONTRACT COMPLIANCE OFC	1	1	1	1
DIVISION DEPUTY COMMISSIONER	0	1	0	1
DRIVER/COURIER	1	1	1	1
SECY II-COMM HEALTH FAMILY SVCS	1	1	1	1
STAFF DEVELOPMENT COORDINATOR	0	1	1	1
TYPIST	1	1	1	1
	<u>7</u>	<u>8</u>	<u>8</u>	<u>9</u>

2015 BUDGET SALARIES BY DEPARTMENT

POSITION NUMBER	POSITION DESCRIPTION	2014 BUDGET AMENDED	2015 BUDGET REQUESTED	2015 BUDGET RECOMMENDED	2015 BUDGET ADOPTED
A-6010-38	DFS GENERAL ADMINISTRATION				
	STAFF DEVELOPMENT COORDINATOR	\$0	\$37,380	\$37,380	\$37,380
	DIVISION DEPUTY COMMISSIONER	\$0	\$90,000	\$0	\$76,076
1210	TYPIST	\$24,951	\$25,201	\$25,201	\$25,201
1219	DRIVER/COURIER	\$24,553	\$24,799	\$24,799	\$24,799
2010	COMM DIV HEALTH & FAMILY SERV	\$110,000	\$111,100	\$111,100	\$111,100
2596	SECY II-COMM HEALTH FAMILY SVCS	\$40,322	\$40,725	\$40,725	\$40,725
2717	ADMINISTRATIVE AIDE	\$37,546	\$37,922	\$37,922	\$37,922
2733	DEPUTY COMM OF FAMILY SERVICES	\$76,076	\$0	\$76,387	\$76,387
2735	DIVISION CONTRACT COMPLIANCE OFC	\$54,340	\$54,883	\$54,883	\$54,883

Department of Family Services

DFS - ACCOUNTING

Personal Services:	AMENDED	REQUESTED	RECOMMENDED	ADOPTED
	2014	2015	2015	2015
ACCOUNT CLERK/DATABASE	1	1	1	1
FISCAL ADMINISTRATIVE OFFICER	1	1	1	1
FULL CHARGE BOOKKEEPER	0	1	0	0
PRINCIPAL ACCOUNT CLERK	2	2	2	2
SENIOR ACCOUNT CLERK/DATA BASE	2	2	2	2
SENIOR ACCOUNT CLERK/DATABASE	3	3	3	3
	<u>9</u>	<u>10</u>	<u>9</u>	<u>9</u>

2015 BUDGET SALARIES BY DEPARTMENT

POSITION NUMBER	POSITION DESCRIPTION	2014 BUDGET AMENDED	2015 BUDGET REQUESTED	2015 BUDGET RECOMMENDED	2015 BUDGET ADOPTED
A-6010-50	DFS - ACCOUNTING				
	FULL CHARGE BOOKKEEPER	\$0	\$45,389	\$0	\$0
780	PRINCIPAL ACCOUNT CLERK	\$38,054	\$38,435	\$38,435	\$38,435
978	PRINCIPAL ACCOUNT CLERK	\$33,237	\$33,570	\$33,570	\$33,570
2360	FISCAL ADMINISTRATIVE OFFICER	\$70,642	\$71,348	\$71,348	\$71,348
2688	SENIOR ACCOUNT CLERK/DATA BASE	\$28,983	\$29,273	\$29,273	\$29,273
2689	SENIOR ACCOUNT CLERK/DATA BASE	\$32,203	\$32,525	\$32,525	\$32,525
2690	SENIOR ACCOUNT CLERK/DATABASE	\$32,203	\$32,525	\$32,525	\$32,525
2691	SENIOR ACCOUNT CLERK/DATABASE	\$32,203	\$32,525	\$32,525	\$32,525
2693	ACCOUNT CLERK/DATABASE	\$27,281	\$27,554	\$27,554	\$27,554
2716	SENIOR ACCOUNT CLERK/DATABASE	\$34,621	\$34,967	\$34,967	\$34,967

Department of Family Services

DFS - MIS/RECORDS

Personal Services:	AMENDED	REQUESTED	RECOMMENDED	ADOPTED
	2014	2015	2015	2015
ACCOUNT CLERK/DATABASE	1	1	1	1
HELP DESK/DOCUMENTATION COORD	1	1	1	1
RECORDS MANAGEMENT CLERK	3	3	3	3
SENIOR DATABASE CLERK	1	1	1	1
SOCIAL SERVICE DATA CONTROL COOD	0	1	0	0
SYSTEMS OPERATOR	1	1	1	1
	<u>7</u>	<u>8</u>	<u>7</u>	<u>7</u>

2015 BUDGET SALARIES BY DEPARTMENT

POSITION NUMBER	POSITION DESCRIPTION	2014 BUDGET AMENDED	2015 BUDGET REQUESTED	2015 BUDGET RECOMMENDED	2015 BUDGET ADOPTED
A-6010-51	DFS - MIS/RECORDS				
	SOCIAL SERVICE DATA CONTROL COOD	\$0	\$33,037	\$0	\$0
278	ACCOUNT CLERK/DATABASE	\$27,281	\$27,554	\$27,554	\$27,554
693	SYSTEMS OPERATOR	\$40,182	\$40,584	\$40,584	\$40,584
1637	SENIOR DATABASE CLERK	\$29,676	\$29,973	\$29,973	\$29,973
1868	RECORDS MANAGEMENT CLERK	\$29,640	\$29,937	\$29,937	\$29,937
2222	RECORDS MANAGEMENT CLERK	\$24,553	\$24,799	\$24,799	\$24,799
2243	RECORDS MANAGEMENT CLERK	\$24,553	\$24,799	\$24,799	\$24,799
2551	HELP DESK/DOCUMENTATION COORD	\$44,020	\$44,460	\$44,460	\$44,460

Department of Family Services

DFS - TEMPORARY ASSISTANCE

Personal Services:	AMENDED	REQUESTED	RECOMMENDED	ADOPTED
	2014	2015	2015	2015
ACCOUNT CLERK	5	5	5	5
ACCOUNT CLERK TFT	7	5	5	5
ACCOUNT CLERK/TYPIST	1	1	1	1
ASST EMPLOYMENT & TRAINING DIR	0	1	0	0
CHIEF SOCIAL WELFARE EXAMINER	0	1	0	0
DIR TEMPORARY ASSISTANCE	1	1	1	1
FAMILY SVCS CASE MANAGER	1	1	1	1
HEAD SOCIAL WELFARE EXAMINER	1	0	1	1
PRINCIPAL SOCIAL WELFARE EXAM	2	2	2	2
PRINCIPAL SOCIAL WELFARE EXAMINE	1	1	1	1
RECORDS MANAGEMENT CLERK	1	1	1	1
SENIOR SOCIAL WELFARE EXAMINER	5	5	5	5
SOCIAL SERVICE HOUSING INSPECTOR	0	1	0	0
SOCIAL WELFARE EXAMINER	14	14	14	14
SR. SOCIAL WELFARE EXAMINER	1	1	1	1
	40	40	38	38

2015 BUDGET SALARIES BY DEPARTMENT

POSITION NUMBER	POSITION DESCRIPTION	2014 BUDGET AMENDED	2015 BUDGET REQUESTED	2015 BUDGET RECOMMENDED	2015 BUDGET ADOPTED
A-6010-52	DFS - TEMPORARY ASSISTANCE				
	ASST EMPLOYMENT & TRAINING DIR	\$0	\$52,653	\$0	\$0
	SOCIAL SERVICE HOUSING INSPECTOR	\$0	\$33,037	\$0	\$0
	CHIEF SOCIAL WELFARE EXAMINER	\$0	\$57,503	\$0	\$0
55	ACCOUNT CLERK	\$24,951	\$25,201	\$25,201	\$25,201
73	SENIOR SOCIAL WELFARE EXAMINER	\$34,709	\$35,056	\$35,056	\$35,056
75	SENIOR SOCIAL WELFARE EXAMINER	\$38,689	\$39,076	\$39,076	\$39,076
109	PRINCIPAL SOCIAL WELFARE EXAMINE	\$48,362	\$48,846	\$48,846	\$48,846
159	PRINCIPAL SOCIAL WELFARE EXAM	\$48,364	\$48,848	\$48,848	\$48,848
262	PRINCIPAL SOCIAL WELFARE EXAM	\$45,381	\$45,835	\$45,835	\$45,835
268	SENIOR SOCIAL WELFARE EXAMINER	\$47,993	\$48,473	\$48,473	\$48,473
282	HEAD SOCIAL WELFARE EXAMINER	\$52,716	\$0	\$53,243	\$53,243
295	SOCIAL WELFARE EXAMINER	\$34,544	\$34,889	\$34,889	\$34,889
388	ACCOUNT CLERK	\$22,457	\$24,928	\$24,928	\$24,928
439	SENIOR SOCIAL WELFARE EXAMINER	\$44,172	\$44,614	\$44,614	\$44,614
448	SOCIAL WELFARE EXAMINER	\$32,817	\$33,145	\$33,145	\$33,145
468	ACCOUNT CLERK	\$22,457	\$24,928	\$24,928	\$24,928
469	SOCIAL WELFARE EXAMINER	\$29,536	\$29,831	\$29,831	\$29,831
589	SOCIAL WELFARE EXAMINER	\$34,544	\$34,889	\$34,889	\$34,889
658	SOCIAL WELFARE EXAMINER	\$34,544	\$34,889	\$34,889	\$34,889
744	SOCIAL WELFARE EXAMINER	\$34,544	\$34,889	\$34,889	\$34,889

2015 BUDGET SALARIES BY DEPARTMENT

POSITION NUMBER	POSITION DESCRIPTION	2014 BUDGET AMENDED	2015 BUDGET REQUESTED	2015 BUDGET RECOMMENDED	2015 BUDGET ADOPTED
A-6010-52	DFS - TEMPORARY ASSISTANCE				
805	SOCIAL WELFARE EXAMINER	\$29,536	\$29,831	\$29,831	\$29,831
809	SOCIAL WELFARE EXAMINER	\$31,090	\$31,401	\$31,401	\$31,401
979	RECORDS MANAGEMENT CLERK	\$27,281	\$27,554	\$27,554	\$27,554
1058	ACCOUNT CLERK/TYPIST	\$28,338	\$28,621	\$28,621	\$28,621
1140	SOCIAL WELFARE EXAMINER	\$29,536	\$29,831	\$29,831	\$29,831
1610	SOCIAL WELFARE EXAMINER	\$34,544	\$34,889	\$34,889	\$34,889
2251	SENIOR SOCIAL WELFARE EXAMINER	\$42,367	\$42,791	\$42,791	\$42,791
2289	ACCOUNT CLERK	\$24,951	\$25,201	\$25,201	\$25,201
2367	SOCIAL WELFARE EXAMINER	\$31,090	\$34,510	\$34,510	\$34,510
2387	FAMILY SVCS CASE MANAGER	\$44,497	\$44,942	\$44,942	\$44,942
2494	SOCIAL WELFARE EXAMINER	\$34,780	\$35,128	\$35,128	\$35,128
2666	ACCOUNT CLERK TFT	\$15,667	\$15,000	\$15,000	\$15,000
2668	ACCOUNT CLERK	\$21,334	\$21,547	\$21,547	\$21,547
2669	SR. SOCIAL WELFARE EXAMINER	\$38,954	\$39,344	\$39,344	\$39,344
2683	SOCIAL WELFARE EXAMINER	\$31,090	\$34,510	\$34,510	\$34,510
2684	SOCIAL WELFARE EXAMINER	\$29,536	\$29,831	\$29,831	\$29,831
2780	ACCOUNT CLERK TFT	\$15,667	\$15,000	\$15,000	\$15,000
2781	ACCOUNT CLERK TFT	\$15,667	\$15,000	\$15,000	\$15,000
2869	ACCOUNT CLERK TFT	\$15,667	\$15,000	\$15,000	\$15,000
2911	DIR TEMPORARY ASSISTANCE	\$70,000	\$70,700	\$70,700	\$70,700
2946	ACCOUNT CLERK TFT	\$15,667	\$15,000	\$15,000	\$15,000
2947	ACCOUNT CLERK TFT	\$15,667	\$0	\$0	\$0
2948	ACCOUNT CLERK TFT	\$15,667	\$0	\$0	\$0

Department of Family Services

DFS - MEDICAL ASSISTANCE

Personal Services:	AMENDED	REQUESTED	RECOMMENDED	ADOPTED
	2014	2015	2015	2015
ACCOUNT CLERK	3	3	3	3
CASEWORKER	1	1	1	1
PRINCIPAL ACCOUNT CLERK	1	1	1	1
PRINCIPAL SOCIAL WELFARE EXAM	2	2	2	2
RECORDS MANAGEMENT CLERK	1	1	1	1
SENIOR ACCOUNT CLERK	1	1	1	1
SENIOR SOCIAL WELFARE EXAMINER	4	4	4	4
SOCIAL WELFARE EXAMINER	12	12	12	12
	25	25	25	25

2015 BUDGET SALARIES BY DEPARTMENT

POSITION NUMBER	POSITION DESCRIPTION	2014 BUDGET AMENDED	2015 BUDGET REQUESTED	2015 BUDGET RECOMMENDED	2015 BUDGET ADOPTED
A-6010-53	DFS - MEDICAL ASSISTANCE				
32	PRINCIPAL SOCIAL WELFARE EXAM	\$42,816	\$43,244	\$43,244	\$43,244
59	SENIOR SOCIAL WELFARE EXAMINER	\$38,954	\$39,344	\$39,344	\$39,344
119	ACCOUNT CLERK	\$22,457	\$22,682	\$22,682	\$22,682
123	SOCIAL WELFARE EXAMINER	\$34,780	\$35,128	\$35,128	\$35,128
138	SENIOR SOCIAL WELFARE EXAMINER	\$38,954	\$39,344	\$39,344	\$39,344
255	SENIOR SOCIAL WELFARE EXAMINER	\$39,644	\$40,041	\$40,041	\$40,041
257	SENIOR ACCOUNT CLERK	\$29,676	\$29,973	\$29,973	\$29,973
356	SOCIAL WELFARE EXAMINER	\$29,536	\$29,831	\$29,831	\$29,831
504	SOCIAL WELFARE EXAMINER	\$34,544	\$34,889	\$34,889	\$34,889
582	SOCIAL WELFARE EXAMINER	\$34,780	\$35,128	\$35,128	\$35,128
595	SENIOR SOCIAL WELFARE EXAMINER	\$38,954	\$39,344	\$39,344	\$39,344
742	SOCIAL WELFARE EXAMINER	\$34,780	\$35,128	\$35,128	\$35,128
921	PRINCIPAL ACCOUNT CLERK	\$35,474	\$35,829	\$35,829	\$35,829
992	SOCIAL WELFARE EXAMINER	\$34,544	\$34,889	\$34,889	\$34,889
1269	ACCOUNT CLERK	\$33,852	\$34,191	\$34,191	\$34,191
1697	CASEWORKER	\$43,094	\$43,525	\$43,525	\$43,525
1913	SOCIAL WELFARE EXAMINER	\$31,090	\$34,510	\$34,510	\$34,510
2421	SOCIAL WELFARE EXAMINER	\$34,780	\$35,128	\$35,128	\$35,128
2422	SOCIAL WELFARE EXAMINER	\$29,536	\$29,831	\$29,831	\$29,831
2493	PRINCIPAL SOCIAL WELFARE EXAM	\$42,816	\$43,244	\$43,244	\$43,244
2495	RECORDS MANAGEMENT CLERK	\$24,553	\$24,799	\$24,799	\$24,799
2598	SOCIAL WELFARE EXAMINER	\$34,780	\$35,128	\$35,128	\$35,128
2899	SOCIAL WELFARE EXAMINER	\$31,090	\$31,401	\$31,401	\$31,401
2900	SOCIAL WELFARE EXAMINER	\$34,779	\$35,127	\$35,127	\$35,127
2901	ACCOUNT CLERK	\$21,334	\$21,547	\$21,547	\$21,547

Department of Family Services

DFS - LEGAL

Personal Services:	AMENDED	REQUESTED	RECOMMENDED	ADOPTED
	2014	2015	2015	2015
FAMILY SERVICES ATTORNEY	2	2	2	2
LEGAL TYPIST	1	1	1	1
MANAGING ATTORNEY	1	1	1	1
SENIOR FAMILY SVS ATTORNEY	1	1	1	1
	<hr/>	<hr/>	<hr/>	<hr/>
	5	5	5	5

2015 BUDGET SALARIES BY DEPARTMENT

POSITION	POSITION	2014 BUDGET	2015 BUDGET	2015 BUDGET	2015 BUDGET
NUMBER	DESCRIPTION	AMENDED	REQUESTED	RECOMMENDED	ADOPTED
A-6010-54	DFS - LEGAL				
296	LEGAL TYPIST	\$26,708	\$26,975	\$26,975	\$26,975
642	FAMILY SERVICES ATTORNEY	\$65,000	\$65,000	\$65,650	\$65,650
1954	SENIOR FAMILY SVS ATTORNEY	\$76,220	\$76,220	\$76,982	\$76,982
2508	FAMILY SERVICES ATTORNEY	\$70,642	\$70,642	\$71,348	\$71,348
2945	MANAGING ATTORNEY	\$80,000	\$80,800	\$80,800	\$80,800

Department of Family Services

DFS - SPECIAL INVESTIGATIONS

Personal Services:	AMENDED	REQUESTED	RECOMMENDED	ADOPTED
	2014	2015	2015	2015
COORD SPEC INVESTIG & RESOURCE	1	1	1	1
FAMILY SCVS INVESTIGATOR RPT	1	1	1	1
FAMILY SVCS INVESTIGATOR	1	1	1	1
FAMILY SVCS INVESTIGATOR	2	2	2	2
SENIOR ACCOUNT CLERK	1	1	1	1
SENIOR ACCOUNT CLERK/TYPIST	1	1	1	1
SENIOR FAMILY SVCS INVESTIGATO	1	1	1	1
SENIOR SOCIAL WELFARE EXAMINER	1	1	1	1
SOCIAL WELFARE EXAMINER	1	1	1	1
SR. SOCIAL WELFARE EXAMINER	1	1	1	1
	<u>11</u>	<u>11</u>	<u>11</u>	<u>11</u>

2015 BUDGET SALARIES BY DEPARTMENT

POSITION NUMBER	POSITION DESCRIPTION	2014 BUDGET AMENDED	2015 BUDGET REQUESTED	2015 BUDGET RECOMMENDED	2015 BUDGET ADOPTED
A-6010-55	DFS - SPECIAL INVESTIGATIONS				
153	SOCIAL WELFARE EXAMINER	\$34,780	\$35,128	\$35,128	\$35,128
324	SENIOR SOCIAL WELFARE EXAMINER	\$38,954	\$39,344	\$39,344	\$39,344
354	COORD SPEC INVESTIG & RESOURCE	\$50,050	\$50,550	\$50,550	\$50,550
459	FAMILY SVCS INVESTIGATOR	\$28,983	\$29,273	\$29,273	\$29,273
514	FAMILY SVCS INVESTIGATOR	\$36,707	\$37,074	\$37,074	\$37,074
994	SENIOR ACCOUNT CLERK/TYPIST	\$37,803	\$38,181	\$38,181	\$38,181
2209	SENIOR FAMILY SVCS INVESTIGATO	\$47,189	\$47,661	\$47,661	\$47,661
2242	FAMILY SVCS INVESTIGATOR	\$28,983	\$29,273	\$29,273	\$29,273
2492	SENIOR ACCOUNT CLERK	\$29,676	\$29,973	\$29,973	\$29,973
2674	SR. SOCIAL WELFARE EXAMINER	\$38,953	\$39,343	\$39,343	\$39,343
2833	FAMILY SCVS INVESTIGATOR RPT	\$26,798	\$27,066	\$27,066	\$27,066

Department of Family Services

DFS - CHILD SUPPORT

Personal Services:	AMENDED	REQUESTED	RECOMMENDED	ADOPTED
	2014	2015	2015	2015
ACCOUNT CLERK	1	1	1	1
COURT LIAISON	1	1	1	1
FAMILY SVCS INVESTIGATOR	1	1	1	1
FAMILY SVCS INVESTIGATOR	4	4	4	4
PRINCIPAL ACCOUNT CLERK	1	1	1	1
PRINCIPAL FAM SVCS-INVESTIGATOR	1	1	1	1
SENIOR ACCOUNT CLERK	1	1	1	1
	<u>10</u>	<u>10</u>	<u>10</u>	<u>10</u>

2015 BUDGET SALARIES BY DEPARTMENT

POSITION NUMBER	POSITION DESCRIPTION	2014 BUDGET AMENDED	2015 BUDGET REQUESTED	2015 BUDGET RECOMMENDED	2015 BUDGET ADOPTED
A-6010-56	DFS - CHILD SUPPORT				
18	FAMILY SVCS INVESTIGATOR	\$36,707	\$37,074	\$37,074	\$37,074
49	COURT LIAISON	\$41,782	\$42,200	\$42,200	\$42,200
70	FAMILY SVCS INVESTIGATOR	\$31,385	\$33,351	\$33,351	\$33,351
182	PRINCIPAL ACCOUNT CLERK	\$34,779	\$35,127	\$35,127	\$35,127
260	FAMILY SVCS INVESTIGATOR	\$37,565	\$37,941	\$37,941	\$37,941
309	FAMILY SVCS INVESTIGATOR	\$28,983	\$29,273	\$29,273	\$29,273
910	ACCOUNT CLERK	\$24,951	\$25,201	\$25,201	\$25,201
1049	FAMILY SVCS INVESTIGATOR	\$37,565	\$37,941	\$37,941	\$37,941
1914	SENIOR ACCOUNT CLERK	\$29,676	\$29,973	\$29,973	\$29,973
2358	PRINCIPAL FAM SVCS-INVESTIGATOR	\$52,232	\$52,754	\$52,754	\$52,754

Department of Family Services

DFS-SERVICES

Personal Services:	AMENDED	REQUESTED	RECOMMENDED	ADOPTED
	2014	2015	2015	2015
ACCOUNT CLERK	0	1	0	0
CASE SERVICE AIDE	3	3	3	3
CASE SERVICES AIDE	0	1	0	0
CASE SUPERVISOR	7	8	7	7
CASE SUPERVISOR A	0	1	0	0
CASEWORKER	17	17	17	17
CONTRACT MONITOR	1	1	1	1
DATA ENTRY OPERATOR	1	1	1	1
DIR SERVICES	1	1	1	1
EMPL & TRNG SPECIALIST	0	0	2	2
EMPL & TRNG SUPERVISOR	0	0	1	1
PREVENTIVE CASEWORKER	0	2	0	2
SENIOR CASEWORKER	23	23	23	23
SENIOR STENOGRAPHER	1	1	1	1
	<u>54</u>	<u>60</u>	<u>57</u>	<u>59</u>

2015 BUDGET SALARIES BY DEPARTMENT

POSITION NUMBER	POSITION DESCRIPTION	2014 BUDGET AMENDED	2015 BUDGET REQUESTED	2015 BUDGET RECOMMENDED	2015 BUDGET ADOPTED
A-6010-57	DFS-SERVICES				
	CASE SUPERVISOR	\$0	\$56,927	\$0	\$0
	CASE SUPERVISOR A	\$0	\$42,715	\$0	\$0
	PREVENTIVE CASEWORKER	\$0	\$34,709	\$0	\$34,709
	PREVENTIVE CASEWORKER	\$0	\$34,709	\$0	\$34,709
	ACCOUNT CLERK	\$0	\$22,457	\$0	\$0
	CASE SERVICES AIDE	\$0	\$26,708	\$0	\$0
3	SENIOR CASEWORKER	\$44,497	\$44,942	\$44,942	\$44,942
15	SENIOR CASEWORKER	\$44,497	\$44,942	\$44,942	\$44,942
67	SENIOR CASEWORKER	\$44,497	\$44,942	\$44,942	\$44,942
78	CASEWORKER	\$38,566	\$38,952	\$38,952	\$38,952
103	CASE SUPERVISOR	\$48,443	\$48,928	\$48,928	\$48,928
140	CASE SUPERVISOR	\$55,900	\$56,459	\$56,459	\$56,459
178	SENIOR CASEWORKER	\$44,855	\$45,304	\$45,304	\$45,304
183	SENIOR CASEWORKER	\$40,048	\$44,453	\$44,453	\$44,453
196	CASE SUPERVISOR	\$59,060	\$59,651	\$59,651	\$59,651
209	SENIOR CASEWORKER	\$52,523	\$53,048	\$53,048	\$53,048
214	SENIOR CASEWORKER	\$52,188	\$52,710	\$52,710	\$52,710
229	SENIOR CASEWORKER	\$38,046	\$38,427	\$38,427	\$38,427
241	SENIOR CASEWORKER	\$44,497	\$44,942	\$44,942	\$44,942
243	SENIOR STENOGRAPHER	\$36,976	\$37,346	\$37,346	\$37,346
286	SENIOR CASEWORKER	\$44,855	\$45,304	\$45,304	\$45,304

2015 BUDGET SALARIES BY DEPARTMENT

POSITION NUMBER	POSITION DESCRIPTION	2014 BUDGET AMENDED	2015 BUDGET REQUESTED	2015 BUDGET RECOMMENDED	2015 BUDGET ADOPTED
A-6010-57	DFS-SERVICES				
387	SENIOR CASEWORKER	\$44,497	\$44,942	\$44,942	\$44,942
616	CASEWORKER	\$38,566	\$38,952	\$38,952	\$38,952
645	CASEWORKER	\$38,689	\$39,076	\$39,076	\$39,076
729	SENIOR CASEWORKER	\$42,272	\$42,695	\$42,695	\$42,695
756	EMPL & TRNG SPECIALIST	\$0	\$0	\$37,074	\$37,074
763	SENIOR CASEWORKER	\$44,855	\$45,304	\$45,304	\$45,304
904	CASEWORKER	\$39,644	\$40,041	\$40,041	\$40,041
991	CASEWORKER	\$34,709	\$38,527	\$38,527	\$38,527
1056	CASE SERVICE AIDE	\$29,676	\$29,973	\$29,973	\$29,973
1125	CASEWORKER	\$39,644	\$40,041	\$40,041	\$40,041
1137	CASEWORKER	\$38,566	\$38,952	\$38,952	\$38,952
1149	CASEWORKER	\$39,643	\$40,040	\$40,040	\$40,040
1202	CASEWORKER	\$45,247	\$45,700	\$45,700	\$45,700
1203	CASEWORKER	\$42,501	\$42,926	\$42,926	\$42,926
1241	CASEWORKER	\$38,566	\$38,952	\$38,952	\$38,952
1299	CASEWORKER	\$39,473	\$39,868	\$39,868	\$39,868
1312	CASEWORKER	\$32,974	\$33,304	\$33,304	\$33,304
1318	CASEWORKER	\$32,974	\$33,304	\$33,304	\$33,304
1332	CASE SERVICE AIDE	\$29,676	\$29,973	\$29,973	\$29,973
1342	DATA ENTRY OPERATOR	\$27,281	\$27,554	\$27,554	\$27,554
1682	SENIOR CASEWORKER	\$44,497	\$44,942	\$44,942	\$44,942
1715	CASE SERVICE AIDE	\$25,373	\$25,627	\$25,627	\$25,627
2051	DIR SERVICES	\$70,000	\$70,700	\$70,700	\$70,700
2108	EMPL & TRNG SUPERVISOR	\$0	\$0	\$47,587	\$47,587
2110	EMPL & TRNG SPECIALIST	\$0	\$0	\$37,074	\$37,074
2140	CASEWORKER	\$32,974	\$33,304	\$33,304	\$33,304
2172	SENIOR CASEWORKER	\$47,374	\$47,848	\$47,848	\$47,848
2173	SENIOR CASEWORKER	\$42,272	\$42,695	\$42,695	\$42,695
2174	CONTRACT MONITOR	\$33,037	\$33,367	\$33,367	\$33,367
2310	SENIOR CASEWORKER	\$44,855	\$45,304	\$45,304	\$45,304
2338	SENIOR CASEWORKER	\$44,855	\$45,304	\$45,304	\$45,304
2357	CASE SUPERVISOR	\$55,900	\$56,459	\$56,459	\$56,459
2364	CASE SUPERVISOR	\$55,900	\$56,459	\$56,459	\$56,459
2420	CASEWORKER	\$34,709	\$38,527	\$38,527	\$38,527
2427	CASE SUPERVISOR	\$48,443	\$48,928	\$48,928	\$48,928
2599	SENIOR CASEWORKER	\$40,048	\$40,449	\$40,449	\$40,449
2600	SENIOR CASEWORKER	\$43,194	\$43,626	\$43,626	\$43,626
2724	CASEWORKER	\$34,709	\$35,056	\$35,056	\$35,056
2754	CASE SUPERVISOR	\$54,733	\$55,280	\$55,280	\$55,280
2949	SENIOR CASEWORKER	\$44,401	\$44,845	\$44,845	\$44,845
2950	SENIOR CASEWORKER	\$44,401	\$44,845	\$44,845	\$44,845

2015 BUDGET SALARIES BY DEPARTMENT

POSITION NUMBER	POSITION DESCRIPTION	2014 BUDGET AMENDED	2015 BUDGET REQUESTED	2015 BUDGET RECOMMENDED	2015 BUDGET ADOPTED
A-6010-57 2951	DFS-SERVICES SENIOR CASEWORKER	\$38,874	\$39,263	\$39,263	\$39,263

County of Sullivan
GENERAL FUND OPERATING BUDGET

Account Number	Description	2014 AMENDED BUDGET	2015 DEPARTMENT REQUEST	2015 RECOMMENDED	2015 ADOPTED
Department : A-6010-38 - FAMILY SERVICES ADMINISTRATION - DFS GENERAL ADMINIST					
Budgetary Appropriations					
10.1011	REGULAR PAY	\$338,038	\$407,109	\$408,085	\$484,161
10.1012	OVERTIME PAY	\$14,250	\$10,000	\$3,000	\$3,000
10.1013	LONGEVITY	\$2,800	\$4,900	\$4,900	\$4,900
10.1015	OTHER PAY	\$450	\$0	\$0	\$0
Total: Personal Services		\$355,538	\$422,009	\$415,985	\$492,061
21.2105	AUTOMOTIVE EQUIP	\$59,349	\$82,403	\$61,802	\$61,802
Total: Equipment		\$59,349	\$82,403	\$61,802	\$61,802
40.4001	AGENCIES	\$717,479	\$522,000	\$522,000	\$522,000
40.4008	LEGAL SERVICES	\$10,650	\$7,000	\$7,000	\$7,000
40.4017	MEDICAL	\$9,800	\$15,000	\$9,000	\$36,388
40.4035	COOPERATIVE EXTENSION	\$127,848	\$95,000	\$95,000	\$95,000
41.4101	GASOLINE EXPENSE	\$200	\$200	\$200	\$200
41.4102	LODGING	\$1,820	\$2,500	\$1,000	\$1,000
41.4103	MEALS	\$4,650	\$3,000	\$2,000	\$2,000
41.4104	MILEAGE/TOLLS	\$19,326	\$16,500	\$15,000	\$15,000
41.4105	REGISTRATION FEES	\$410	\$1,410	\$1,410	\$1,410
41.4106	REPAIRS/MAINTENANCE	\$80,317	\$89,800	\$80,000	\$80,000
41.4107	VOLUNTEER/CLIENT	\$202	\$0	\$0	\$0
41.4108	AUTO TRAVEL OTHER	\$0	\$25	\$25	\$25
42.4201	ADVERTISING	\$1,725	\$850	\$850	\$850
42.4203	OFFICE SUPPLIES	\$31,580	\$35,000	\$30,000	\$30,000
42.4204	POSTAGE	\$53,000	\$50,000	\$48,000	\$48,000
42.4205	PRINTING	\$38,140	\$33,250	\$33,250	\$33,250
42.4206	PUBLICATIONS	\$670	\$750	\$750	\$750
42.4207	FURNITURE	\$0	\$1,000	\$1,000	\$1,000
43.4301	SUPPLIES	\$19,056	\$13,000	\$13,000	\$13,000
43.4303	SOFTWARE PURCHASE/LEASE	\$457	\$23,818	\$23,818	\$23,818
43.4308	MIS CHARGEBACKS	\$80,000	\$80,000	\$80,000	\$80,000
43.4309	WMS CHARGEBACKS	\$80,000	\$80,000	\$80,000	\$80,000
44.4405	PHONE LAND LINES	\$24,000	\$24,500	\$23,500	\$23,500
44.4406	WIRELESS COMMUNICATIONS	\$24,800	\$30,000	\$25,000	\$25,000
45.4541	SM EQUIP TOOLS APPLNCS, SM ELECT	\$567	\$650	\$650	\$650
46.4602	EMPL MEAL ALLOWANCE	\$360	\$500	\$250	\$250
46.4607	ANSWERING SERVICE	\$4,041	\$3,000	\$3,000	\$3,000
46.4608	EMPL TUITION REFUNDS	\$2,500	\$1,000	\$1,000	\$1,000
46.4609	SPECIAL SERV/OTHER	\$(2,345)	\$0	\$0	\$0
46.4610	EMPL NOTARY/CERTIFICATION	\$300	\$240	\$240	\$240
46.4615	DFS BICS/MMIS EXPENSE	\$8,550	\$3,500	\$3,500	\$3,500
47.4702	EQUIP SERVICE/REPAIRS	\$110	\$0	\$0	\$0
47.4703	DUES	\$4,586	\$4,200	\$4,200	\$4,200
47.4704	STENOGRAPHIC SERVICES	\$525	\$250	\$250	\$250
47.4705	COUNSEL/WITNESS EXPENSE	\$100	\$100	\$100	\$100
47.4707	MAINTENANCE IN LIEU OF RENT	\$557,581	\$556,300	\$556,300	\$556,300
47.4708	INSURANCE	\$14,826	\$26,187	\$26,187	\$26,187
47.4709	INTERPRETERS FEES	\$940	\$600	\$600	\$600
47.4710	DEPT MISC/OTHER	\$10,715	\$14,000	\$9,000	\$9,000
47.4717	BLDG/PROP/EQUIP REPAIRS&MAINTNCE	\$2,358	\$2,000	\$1,500	\$1,500
47.4720	LABORATORY/XRAY EXPENSE	\$7,200	\$7,200	\$7,000	\$7,000
47.4726	SECURITY EXPENSE	\$142,680	\$142,680	\$142,680	\$142,680
47.4727	PROCESS SERVER FEES	\$10,000	\$10,000	\$7,500	\$7,500

County of Sullivan
GENERAL FUND OPERATING BUDGET

Account Number	Description	2014 AMENDED BUDGET	2015 DEPARTMENT REQUEST	2015 RECOMMENDED	2015 ADOPTED
Department : A-6010-38 - FAMILY SERVICES ADMINISTRATION - DFS GENERAL ADMINIST					
Budgetary Appropriations					
47.4733	INDIRECT COST ALLOCATION	\$728,706	\$728,706	\$728,706	\$728,706
47.4740	MEDICAL - OUTPATIENT SERVICES	\$(3,428)	\$0	\$0	\$0
47.4752	MISC PROGRAM EXP	\$104,557	\$104,557	\$104,557	\$104,557
Total: Contract Services		\$2,921,559	\$2,730,273	\$2,689,023	\$2,716,411
80.8001	FICA AND MEDICARE	\$26,464	\$32,659	\$31,823	\$37,643
80.8002	HLTH INSUR ACTIVE EMPLOYEE	\$84,680	\$135,959	\$135,959	\$154,959
80.8004	HLTH INSUR OPT OUT	\$820	\$0	\$0	\$0
80.8005	RETIREMENT	\$40,037	\$72,575	\$68,929	\$68,929
80.8006	WORKERS COMPENSATION	\$13,127	\$21,345	\$20,799	\$20,799
80.8007	DISABILITY	\$617	\$904	\$904	\$1,017
Total: Employee Benefits		\$165,745	\$263,442	\$258,414	\$283,347
	Total Budgetary Appropriations for A-6010-38	\$3,502,191	\$3,498,127	\$3,425,224	\$3,553,621
Budgetary Revenues					
R1894.R247	FAMILY SERV CHRG - MISC FEE/REIMBURSMNT	\$(14,000)	\$(10,000)	\$(10,000)	\$(10,000)
R1894.R354	FAMILY SERV CHRG - CHARGBCK - ADMIN	\$0	\$(113,165)	\$0	\$0
R2701.R338	REFND PRIOR YR EXPNSE - OTHER	\$0	\$0	\$0	\$0
R2770.R281	MISC REVENUE - JURY/SUBPOENA/WITNESS	\$0	\$0	\$0	\$0
Total: Departmental Revenue		\$(14,000)	\$(123,165)	\$(10,000)	\$(10,000)
R3610.R104	ST AID FAMILY SERV - ADMINISTRATION	\$(77,126)	\$(72,062)	\$(72,062)	\$(91,002)
Total: State Aid		\$(77,126)	\$(72,062)	\$(72,062)	\$(91,002)
R4610.R228	FED AID DFS ADMIN - JOBS TITLE XX	\$(261,259)	\$(252,217)	\$(252,217)	\$(252,217)
R4615.R167	FLEXBL FUND FR FAMILY SERV(FFFS) - DEPARTMENTAL AID	\$(222,473)	\$(216,186)	\$(214,107)	\$(214,107)
Total: Federal Aid		\$(483,732)	\$(468,403)	\$(466,324)	\$(466,324)
	Total Budgetary Revenues for A-6010-38	\$(574,858)	\$(663,630)	\$(548,386)	\$(567,326)
	COUNTY SHARE	\$2,927,333	\$2,834,497	\$2,876,838	\$2,986,295

County of Sullivan
GENERAL FUND OPERATING BUDGET

Account Number	Description	2014 AMENDED BUDGET	2015 DEPARTMENT REQUEST	2015 RECOMMENDED	2015 ADOPTED
Department : A-6010-50 - FAMILY SERVICES ADMINISTRATION - DFS - ACCOUNTING					
Budgetary Appropriations					
10.1011	REGULAR PAY	\$367,327	\$381,008	\$335,619	\$335,619
10.1012	OVERTIME PAY	\$2,400	\$7,500	\$2,500	\$2,500
10.1013	LONGEVITY	\$12,400	\$8,900	\$8,900	\$8,900
Total: Personal Services		\$382,127	\$397,408	\$347,019	\$347,019
41.4104	MILEAGE/TOLLS	\$0	\$200	\$200	\$200
46.4602	EMPL MEAL ALLOWANCE	\$75	\$100	\$100	\$100
46.4608	EMPL TUITION REFUNDS	\$0	\$1,000	\$1,000	\$1,000
Total: Contract Services		\$75	\$1,300	\$1,300	\$1,300
80.8001	FICA AND MEDICARE	\$29,164	\$29,943	\$26,662	\$26,662
80.8002	HLTH INSUR ACTIVE EMPLOYEE	\$125,595	\$138,515	\$119,515	\$119,515
80.8004	HLTH INSUR OPT OUT	\$1,500	\$1,500	\$1,500	\$1,500
80.8005	RETIREMENT	\$57,908	\$66,539	\$57,501	\$57,501
80.8006	WORKERS COMPENSATION	\$15,969	\$19,570	\$17,426	\$17,426
80.8007	DISABILITY	\$1,130	\$1,130	\$1,017	\$1,017
Total: Employee Benefits		\$231,266	\$257,197	\$223,621	\$223,621
	Total Budgetary Appropriations for A-6010-50	\$613,468	\$655,905	\$571,940	\$571,940
	COUNTY SHARE	\$613,468	\$655,905	\$571,940	\$571,940

County of Sullivan
GENERAL FUND OPERATING BUDGET

Account Number	Description	2014 AMENDED BUDGET	2015 DEPARTMENT REQUEST	2015 RECOMMENDED	2015 ADOPTED
Department : A-6010-51 - FAMILY SERVICES ADMINISTRATION - DFS - MIS/RECORDS					
Budgetary Appropriations					
10.1011	REGULAR PAY	\$225,155	\$257,596	\$224,559	\$224,559
10.1012	OVERTIME PAY	\$1,400	\$1,500	\$750	\$750
10.1013	LONGEVITY	\$6,800	\$7,300	\$7,300	\$7,300
Total: Personal Services		\$233,355	\$266,396	\$232,609	\$232,609
46.4602	EMPL MEAL ALLOWANCE	\$90	\$100	\$100	\$100
Total: Contract Services		\$90	\$100	\$100	\$100
80.8001	FICA AND MEDICARE	\$17,745	\$20,265	\$17,795	\$17,795
80.8002	HLTH INSUR ACTIVE EMPLOYEE	\$106,731	\$132,001	\$113,000	\$113,000
80.8005	RETIREMENT	\$35,373	\$45,032	\$38,543	\$38,543
80.8006	WORKERS COMPENSATION	\$11,598	\$13,245	\$11,630	\$11,630
80.8007	DISABILITY	\$791	\$904	\$791	\$791
Total: Employee Benefits		\$172,238	\$211,447	\$181,759	\$181,759
	Total Budgetary Appropriations for A-6010-51	\$405,683	\$477,943	\$414,468	\$414,468
	COUNTY SHARE	\$405,683	\$477,943	\$414,468	\$414,468

County of Sullivan
GENERAL FUND OPERATING BUDGET

Account Number	Description	2014 AMENDED BUDGET	2015 DEPARTMENT REQUEST	2015 RECOMMENDED	2015 ADOPTED
Department : A-6010-52 - FAMILY SERVICES ADMINISTRATION - DFS - TEMPORARY ASSISTANTS					
Budgetary Appropriations					
10.1011	REGULAR PAY	\$1,321,692	\$1,399,214	\$1,282,195	\$1,282,195
10.1012	OVERTIME PAY	\$90,000	\$110,660	\$80,000	\$80,000
10.1013	LONGEVITY	\$31,600	\$32,400	\$32,400	\$32,400
10.1015	OTHER PAY	\$13,750	\$10,000	\$10,000	\$10,000
Total: Personal Services		\$1,457,042	\$1,552,274	\$1,404,595	\$1,404,595
46.4602	EMPL MEAL ALLOWANCE	\$2,750	\$2,750	\$2,000	\$2,000
47.4752	MISC PROGRAM EXP	\$0	\$0	\$0	\$0
Total: Contract Services		\$2,750	\$2,750	\$2,000	\$2,000
80.8001	FICA AND MEDICARE	\$111,177	\$107,155	\$107,566	\$107,566
80.8002	HLTH INSUR ACTIVE EMPLOYEE	\$492,096	\$490,596	\$494,251	\$494,251
80.8004	HLTH INSUR OPT OUT	\$1,500	\$1,500	\$1,500	\$1,500
80.8005	RETIREMENT	\$221,627	\$238,121	\$234,567	\$234,567
80.8006	WORKERS COMPENSATION	\$72,664	\$70,036	\$70,305	\$70,305
80.8007	DISABILITY	\$4,520	\$4,520	\$4,294	\$4,294
Total: Employee Benefits		\$903,584	\$911,928	\$912,483	\$912,483
	Total Budgetary Appropriations for A-6010-52	\$2,363,376	\$2,466,952	\$2,319,078	\$2,319,078
Budgetary Revenues					
R4610.R203	FED AID DFS ADMIN - FOOD STAMP	\$(742,174)	\$(743,938)	\$(743,938)	\$(743,938)
R4610.R228	FED AID DFS ADMIN - JOBS TITLE XX	\$(1,147,950)	\$(1,133,407)	\$(1,133,407)	\$(1,133,407)
R4615.R167	FLEXBL FUND FR FAMILY SERV(FFFS) - DEPARTMENTAL AID	\$(778,429)	\$(780,291)	\$(623,040)	\$(623,040)
Total: Federal Aid		\$(2,668,553)	\$(2,657,636)	\$(2,500,385)	\$(2,500,385)
	Total Budgetary Revenues for A-6010-52	\$(2,668,553)	\$(2,657,636)	\$(2,500,385)	\$(2,500,385)
	COUNTY SHARE	\$(305,177)	\$(190,684)	\$(181,307)	\$(181,307)

County of Sullivan
GENERAL FUND OPERATING BUDGET

Account Number	Description	2014 AMENDED BUDGET	2015 DEPARTMENT REQUEST	2015 RECOMMENDED	2015 ADOPTED
Department : A-6010-53 - FAMILY SERVICES ADMINISTRATION - DFS - MEDICAL ASSISTANT					
Budgetary Appropriations					
10.1011	REGULAR PAY	\$914,894	\$863,222	\$863,222	\$863,222
10.1012	OVERTIME PAY	\$19,000	\$25,000	\$15,000	\$15,000
10.1013	LONGEVITY	\$26,800	\$26,000	\$26,000	\$26,000
Total: Personal Services		\$960,694	\$914,222	\$904,222	\$904,222
46.4602	EMPL MEAL ALLOWANCE	\$385	\$750	\$350	\$350
Total: Contract Services		\$385	\$750	\$350	\$350
80.8001	FICA AND MEDICARE	\$72,040	\$68,140	\$69,287	\$69,287
80.8002	HLTH INSUR ACTIVE EMPLOYEE	\$314,312	\$339,571	\$339,571	\$339,571
80.8004	HLTH INSUR OPT OUT	\$1,500	\$1,500	\$1,500	\$1,500
80.8005	RETIREMENT	\$143,608	\$151,423	\$151,005	\$151,005
80.8006	WORKERS COMPENSATION	\$47,085	\$44,536	\$45,286	\$45,286
80.8007	DISABILITY	\$2,938	\$2,825	\$2,825	\$2,825
Total: Employee Benefits		\$581,483	\$607,995	\$609,474	\$609,474
	Total Budgetary Appropriations for A-6010-53	\$1,542,562	\$1,522,967	\$1,514,046	\$1,514,046
Budgetary Revenues					
R3610.R104	ST AID FAMILY SERV - ADMINISTRATION	\$(1,557,316)	\$(1,529,820)	\$(1,529,820)	\$(1,529,820)
Total: State Aid		\$(1,557,316)	\$(1,529,820)	\$(1,529,820)	\$(1,529,820)
R4610.R228	FED AID DFS ADMIN - JOBS TITLE XX	\$(1,605,032)	\$(1,592,262)	\$(1,592,262)	\$(1,592,262)
Total: Federal Aid		\$(1,605,032)	\$(1,592,262)	\$(1,592,262)	\$(1,592,262)
	Total Budgetary Revenues for A-6010-53	\$(3,162,348)	\$(3,122,082)	\$(3,122,082)	\$(3,122,082)
	COUNTY SHARE	\$(1,619,786)	\$(1,599,115)	\$(1,608,036)	\$(1,608,036)

County of Sullivan
GENERAL FUND OPERATING BUDGET

Account Number	Description	2014 AMENDED BUDGET	2015 DEPARTMENT REQUEST	2015 RECOMMENDED	2015 ADOPTED
Department : A-6010-54 - FAMILY SERVICES ADMINISTRATION - DFS - LEGAL					
Budgetary Appropriations					
10.1011	REGULAR PAY	\$239,321	\$319,637	\$321,755	\$321,755
10.1012	OVERTIME PAY	\$100	\$100	\$0	\$0
10.1013	LONGEVITY	\$7,300	\$3,200	\$3,200	\$3,200
Total: Personal Services		\$246,721	\$322,937	\$324,955	\$324,955
80.8001	FICA AND MEDICARE	\$19,014	\$24,697	\$24,859	\$24,859
80.8002	HLTH INSUR ACTIVE EMPLOYEE	\$62,074	\$100,309	\$100,309	\$100,309
80.8005	RETIREMENT	\$41,196	\$54,882	\$53,845	\$53,845
80.8006	WORKERS COMPENSATION	\$13,507	\$16,142	\$16,248	\$16,248
80.8007	DISABILITY	\$452	\$565	\$565	\$565
Total: Employee Benefits		\$136,243	\$196,595	\$195,826	\$195,826
Total Budgetary Appropriations for A-6010-54		\$382,964	\$519,532	\$520,781	\$520,781
COUNTY SHARE		\$382,964	\$519,532	\$520,781	\$520,781

County of Sullivan
GENERAL FUND OPERATING BUDGET

Account Number	Description	2014 AMENDED BUDGET	2015 DEPARTMENT REQUEST	2015 RECOMMENDED	2015 ADOPTED
Department : A-6010-55 - FAMILY SERVICES ADMINISTRATION - DFS - SPECIAL INVESTIG					
Budgetary Appropriations					
10.1011	REGULAR PAY	\$452,803	\$402,865	\$402,865	\$402,865
10.1012	OVERTIME PAY	\$32,550	\$35,000	\$15,000	\$15,000
10.1013	LONGEVITY	\$11,000	\$11,400	\$11,400	\$11,400
Total: Personal Services		\$496,353	\$449,265	\$429,265	\$429,265
40.4001	AGENCIES	\$0	\$330,592	\$330,592	\$330,592
Total: Contract Services		\$0	\$330,592	\$330,592	\$330,592
80.8001	FICA AND MEDICARE	\$37,240	\$31,921	\$33,068	\$33,068
80.8002	HLTH INSUR ACTIVE EMPLOYEE	\$117,348	\$127,778	\$127,778	\$127,778
80.8004	HLTH INSUR OPT OUT	\$3,000	\$3,000	\$3,000	\$3,000
80.8005	RETIREMENT	\$73,780	\$66,334	\$71,129	\$71,129
80.8006	WORKERS COMPENSATION	\$24,190	\$20,863	\$21,613	\$21,613
80.8007	DISABILITY	\$1,356	\$1,243	\$1,243	\$1,243
Total: Employee Benefits		\$256,914	\$251,139	\$257,831	\$257,831
	Total Budgetary Appropriations for A-6010-55	\$753,267	\$1,030,996	\$1,017,688	\$1,017,688
Budgetary Revenues					
R1894.R134	FAMILY SERV CHRG - CHARGBCK-INTERDEPARTMNTL	\$0	\$(330,592)	\$(330,592)	\$(330,592)
Total: Departmental Revenue		\$0	\$(330,592)	\$(330,592)	\$(330,592)
	Total Budgetary Revenues for A-6010-55	\$0	\$(330,592)	\$(330,592)	\$(330,592)
	COUNTY SHARE	\$753,267	\$700,404	\$687,096	\$687,096

County of Sullivan
GENERAL FUND OPERATING BUDGET

Account Number	Description	2014 AMENDED BUDGET	2015 DEPARTMENT REQUEST	2015 RECOMMENDED	2015 ADOPTED
Department : A-6010-56 - FAMILY SERVICES ADMINISTRATION - DFS - CHILD SUPPORT					
Budgetary Appropriations					
10.1011	REGULAR PAY	\$372,975	\$360,833	\$360,833	\$360,833
10.1012	OVERTIME PAY	\$19,750	\$20,000	\$15,000	\$15,000
10.1013	LONGEVITY	\$13,300	\$11,000	\$11,000	\$11,000
Total: Personal Services		\$406,025	\$391,833	\$386,833	\$386,833
46.4602	EMPL MEAL ALLOWANCE	\$0	\$3,000	\$0	\$0
Total: Contract Services		\$0	\$3,000	\$0	\$0
80.8001	FICA AND MEDICARE	\$29,665	\$28,445	\$29,593	\$29,593
80.8002	HLTH INSUR ACTIVE EMPLOYEE	\$138,214	\$151,743	\$151,743	\$151,743
80.8004	HLTH INSUR OPT OUT	\$1,500	\$0	\$0	\$0
80.8005	RETIREMENT	\$58,907	\$63,213	\$64,098	\$64,098
80.8006	WORKERS COMPENSATION	\$19,314	\$18,592	\$19,342	\$19,342
80.8007	DISABILITY	\$1,130	\$1,130	\$1,130	\$1,130
Total: Employee Benefits		\$248,730	\$263,123	\$265,906	\$265,906
	Total Budgetary Appropriations for A-6010-56	\$654,755	\$657,956	\$652,739	\$652,739
Budgetary Revenues					
R1880.R138	RECOVERY - CHILD SUPPORT	\$(650)	\$0	\$0	\$0
R1894.R139	FAMILY SERV CHRG - CHILD SUPPRT COLLECT INCENTIVE	\$(50,178)	\$(47,281)	\$(47,281)	\$(47,281)
Total: Departmental Revenue		\$(50,828)	\$(47,281)	\$(47,281)	\$(47,281)
R3610.R104	ST AID FAMILY SERV - ADMINISTRATION	\$0	\$0	\$0	\$0
Total: State Aid		\$0	\$0	\$0	\$0
R4610.R228	FED AID DFS ADMIN - JOBS TITLE XX	\$(330,132)	\$(343,454)	\$(343,454)	\$(343,454)
Total: Federal Aid		\$(330,132)	\$(343,454)	\$(343,454)	\$(343,454)
	Total Budgetary Revenues for A-6010-56	\$(380,960)	\$(390,735)	\$(390,735)	\$(390,735)
	COUNTY SHARE	\$273,795	\$267,221	\$262,004	\$262,004

County of Sullivan
GENERAL FUND OPERATING BUDGET

Account Number	Description	2014 AMENDED BUDGET	2015 DEPARTMENT REQUEST	2015 RECOMMENDED	2015 ADOPTED
Department : A-6010-57 - FAMILY SERVICES ADMINISTRATION - DFS-SERVICES					
Budgetary Appropriations					
10.1011	REGULAR PAY	\$2,353,149	\$2,558,153	\$2,474,327	\$2,543,745
10.1012	OVERTIME PAY	\$310,000	\$165,748	\$165,748	\$165,748
10.1013	LONGEVITY	\$63,100	\$57,200	\$61,100	\$61,100
10.1015	OTHER PAY	\$15,400	\$3,000	\$3,000	\$3,000
Total: Personal Services		\$2,741,649	\$2,784,101	\$2,704,175	\$2,773,593
46.4602	EMPL MEAL ALLOWANCE	\$4,925	\$3,000	\$3,000	\$3,000
Total: Contract Services		\$4,925	\$3,000	\$3,000	\$3,000
80.8001	FICA AND MEDICARE	\$196,548	\$200,591	\$207,080	\$212,390
80.8002	HLTH INSUR ACTIVE EMPLOYEE	\$689,003	\$874,072	\$809,921	\$847,921
80.8004	HLTH INSUR OPT OUT	\$3,350	\$3,750	\$3,750	\$3,750
80.8005	RETIREMENT	\$414,228	\$445,757	\$451,597	\$451,597
80.8006	WORKERS COMPENSATION	\$135,812	\$131,105	\$135,346	\$135,346
80.8007	DISABILITY	\$6,441	\$6,894	\$6,554	\$6,780
Total: Employee Benefits		\$1,445,382	\$1,662,169	\$1,614,248	\$1,657,784
	Total Budgetary Appropriations for A-6010-57	\$4,191,956	\$4,449,270	\$4,321,423	\$4,434,377
Budgetary Revenues					
R1894.R108	FAMILY SERV CHRGR - ADOPTION HOME STUDY	\$(1,200)	\$0	\$0	\$0
Total: Departmental Revenue		\$(1,200)	\$0	\$0	\$0
R3610.R104	ST AID FAMILY SERV - ADMINISTRATION	\$(1,627,875)	\$(1,698,240)	\$(1,875,606)	\$(1,923,377)
Total: State Aid		\$(1,627,875)	\$(1,698,240)	\$(1,875,606)	\$(1,923,377)
R4610.R228	FED AID DFS ADMIN - JOBS TITLE XX	\$(1,534,251)	\$(1,598,343)	\$(1,598,343)	\$(1,646,114)
R4615.R167	FLEXBL FUND FR FAMILY SERV(FFFS) - DEPARTMENTAL AID	\$(1,517,969)	\$(1,548,395)	\$(1,202,063)	\$(1,202,063)
R4661.R199	FED AID TITLE IV-B FUND - FAMILY/CHILDREN BLCK GRNT	\$(165,274)	\$(149,845)	\$(149,845)	\$(149,845)
Total: Federal Aid		\$(3,217,494)	\$(3,296,583)	\$(2,950,251)	\$(2,998,022)
	Total Budgetary Revenues for A-6010-57	\$(4,846,569)	\$(4,994,823)	\$(4,825,857)	\$(4,921,399)
	COUNTY SHARE	\$(654,613)	\$(545,553)	\$(504,434)	\$(487,022)

County of Sullivan
GENERAL FUND OPERATING BUDGET

Account Number	Description	2014 AMENDED BUDGET	2015 DEPARTMENT REQUEST	2015 RECOMMENDED	2015 ADOPTED
Department : A-6055 - DAY CARE SERVICES					
Budgetary Appropriations					
46.4615	DFS BICS/MMIS EXPENSE	\$1,537,437	\$1,343,350	\$1,343,350	\$1,343,350
Total: Contract Services		\$1,537,437	\$1,343,350	\$1,343,350	\$1,343,350
Total Budgetary Appropriations for A-6055		\$1,537,437	\$1,343,350	\$1,343,350	\$1,343,350
Budgetary Revenues					
R1855.R284	DAY CARE - REPAYMENT	\$(1,000)	\$(500)	\$(500)	\$(500)
Total: Departmental Revenue		\$(1,000)	\$(500)	\$(500)	\$(500)
R3655.R167	ST AID DAY CARE - DEPARTMENTAL AID	\$(243,472)	\$(257,919)	\$(257,919)	\$(257,919)
Total: State Aid		\$(243,472)	\$(257,919)	\$(257,919)	\$(257,919)
R4609.R163	FED AID FAMILY ASSIST - DAY CARE	\$(1,169,672)	\$(1,187,513)	\$(1,187,513)	\$(1,187,513)
Total: Federal Aid		\$(1,169,672)	\$(1,187,513)	\$(1,187,513)	\$(1,187,513)
Total Budgetary Revenues for A-6055		\$(1,414,144)	\$(1,445,932)	\$(1,445,932)	\$(1,445,932)
COUNTY SHARE		\$123,293	\$(102,582)	\$(102,582)	\$(102,582)

County of Sullivan
GENERAL FUND OPERATING BUDGET

Account Number	Description	2014 AMENDED BUDGET	2015 DEPARTMENT REQUEST	2015 RECOMMENDED	2015 ADOPTED
Department : A-6070 - SERVICES FOR RECIPIENTS					
Budgetary Appropriations					
46.4615	DFS BICS/MMIS EXPENSE	\$695,343	\$754,142	\$700,000	\$700,000
Total: Contract Services		\$695,343	\$754,142	\$700,000	\$700,000
Total Budgetary Appropriations for A-6070		\$695,343	\$754,142	\$700,000	\$700,000
Budgetary Revenues					
R3670.R167	ST AID SERV FR RECIPIENT - DEPARTMENTAL AID	\$(493,566)	\$(87,000)	\$(87,000)	\$(87,000)
Total: State Aid		\$(493,566)	\$(87,000)	\$(87,000)	\$(87,000)
R4615.R167	FLEXBL FUND FR FAMILY SERV(FFFS) - DEPARTMENTAL AID	\$(32,000)	\$(427,007)	\$(427,007)	\$(427,007)
Total: Federal Aid		\$(32,000)	\$(427,007)	\$(427,007)	\$(427,007)
Total Budgetary Revenues for A-6070		\$(525,566)	\$(514,007)	\$(514,007)	\$(514,007)
COUNTY SHARE		\$169,777	\$240,135	\$185,993	\$185,993

County of Sullivan
GENERAL FUND OPERATING BUDGET

Account Number	Description	2014 AMENDED BUDGET	2015 DEPARTMENT REQUEST	2015 RECOMMENDED	2015 ADOPTED
Department : A-6100-58 - MEDICAID - DFS - MEDICAID MMIS					
Budgetary Appropriations					
46.4615	DFS BICS/MMIS EXPENSE	\$21,504,572	\$22,826,072	\$22,436,651	\$22,436,651
Total: Contract Services		\$21,504,572	\$22,826,072	\$22,436,651	\$22,436,651
Total Budgetary Appropriations for A-6100-58		\$21,504,572	\$22,826,072	\$22,436,651	\$22,436,651
COUNTY SHARE		\$21,504,572	\$22,826,072	\$22,436,651	\$22,436,651

County of Sullivan
GENERAL FUND OPERATING BUDGET

Account Number	Description	2014 AMENDED BUDGET	2015 DEPARTMENT REQUEST	2015 RECOMMENDED	2015 ADOPTED
Department : A-6100-59 - MEDICAID - DFS - MEDICAID LOCAL					
Budgetary Appropriations					
46.4615	DFS BICS/MMIS EXPENSE	\$182,736	\$145,492	\$145,492	\$145,492
Total: Contract Services		\$182,736	\$145,492	\$145,492	\$145,492
Total Budgetary Appropriations for A-6100-59		\$182,736	\$145,492	\$145,492	\$145,492
Budgetary Revenues					
R1801.R262	MEDICAL ASSIST - OVERAGE ACCOUNT	\$(190,000)	\$(138,217)	\$(138,217)	\$(138,217)
R1801.R284	MEDICAL ASSIST - REPAYMENT	\$(486,130)	\$(437,009)	\$(437,009)	\$(437,009)
Total: Departmental Revenue		\$(676,130)	\$(575,226)	\$(575,226)	\$(575,226)
R3601.R167	ST AID MEDICAL ASSIST - DEPARTMENTAL AID	\$252,086	\$200,779	\$200,779	\$200,779
Total: State Aid		\$252,086	\$200,779	\$200,779	\$200,779
R4601.R167	FED AID MEDICAID ASSIST - DEPARTMENTAL AID	\$286,808	\$228,442	\$228,442	\$228,442
Total: Federal Aid		\$286,808	\$228,442	\$228,442	\$228,442
Total Budgetary Revenues for A-6100-59		\$(137,236)	\$(146,005)	\$(146,005)	\$(146,005)
COUNTY SHARE		\$45,500	\$(513)	\$(513)	\$(513)

County of Sullivan
GENERAL FUND OPERATING BUDGET

Account Number	Description	2014 AMENDED BUDGET	2015 DEPARTMENT REQUEST	2015 RECOMMENDED	2015 ADOPTED
Department : A-6109 - FAMILY ASSISTANCE					
Budgetary Appropriations					
46.4615	DFS BICS/MMIS EXPENSE	\$5,046,626	\$5,045,650	\$5,045,650	\$5,045,650
Total: Contract Services		\$5,046,626	\$5,045,650	\$5,045,650	\$5,045,650
Total Budgetary Appropriations for A-6109		\$5,046,626	\$5,045,650	\$5,045,650	\$5,045,650
Budgetary Revenues					
R1809.R284	FAMILY ASSIST - REPAYMENT	\$(600,000)	\$(575,000)	\$(575,000)	\$(575,000)
Total: Departmental Revenue		\$(600,000)	\$(575,000)	\$(575,000)	\$(575,000)
R3609.R169	ST AID FAMILY ASSIST - DEPENDENT CHILDREN	\$0	\$0	\$0	\$0
Total: State Aid		\$0	\$0	\$0	\$0
R4609.R169	FED AID FAMILY ASSIST - DEPENDENT CHILDREN	\$(3,893,000)	\$(3,885,151)	\$(3,885,151)	\$(3,885,151)
R4615.R167	FLEXBL FUND FR FAMILY SERV(FFFS) - DEPARTMENTAL AID	\$(553,626)	\$(555,022)	\$(555,022)	\$(555,022)
Total: Federal Aid		\$(4,446,626)	\$(4,440,173)	\$(4,440,173)	\$(4,440,173)
Total Budgetary Revenues for A-6109		\$(5,046,626)	\$(5,015,173)	\$(5,015,173)	\$(5,015,173)
COUNTY SHARE		\$0	\$30,477	\$30,477	\$30,477

County of Sullivan
GENERAL FUND OPERATING BUDGET

Account Number	Description	2014 AMENDED BUDGET	2015 DEPARTMENT REQUEST	2015 RECOMMENDED	2015 ADOPTED
Department : A-6119 - CHILD CARE					
Budgetary Appropriations					
46.4615	DFS BICS/MMIS EXPENSE	\$4,892,852	\$4,502,957	\$4,502,957	\$4,502,957
Total: Contract Services		\$4,892,852	\$4,502,957	\$4,502,957	\$4,502,957
Total Budgetary Appropriations for A-6119		\$4,892,852	\$4,502,957	\$4,502,957	\$4,502,957
Budgetary Revenues					
R1819.R284	CHILD CARE - REPAYMENT	\$(20,900)	\$(20,000)	\$(20,000)	\$(20,000)
R1819.R288	CHILD CARE - REPAYMENT - SCHOOL DISTRICTS	\$(475,000)	\$(450,296)	\$(450,296)	\$(450,296)
Total: Departmental Revenue		\$(495,900)	\$(470,296)	\$(470,296)	\$(470,296)
R3619.R167	ST AID CHILD CARE - DEPARTMENTAL AID	\$(2,412,152)	\$(2,356,449)	\$(2,356,449)	\$(2,356,449)
Total: State Aid		\$(2,412,152)	\$(2,356,449)	\$(2,356,449)	\$(2,356,449)
R4609.R205	FED AID FAMILY ASSIST - FOSTER CARE	\$(1,562,365)	\$(1,440,946)	\$(1,440,946)	\$(1,440,946)
Total: Federal Aid		\$(1,562,365)	\$(1,440,946)	\$(1,440,946)	\$(1,440,946)
Total Budgetary Revenues for A-6119		\$(4,470,417)	\$(4,267,691)	\$(4,267,691)	\$(4,267,691)
COUNTY SHARE		\$422,435	\$235,266	\$235,266	\$235,266

County of Sullivan
GENERAL FUND OPERATING BUDGET

Account Number	Description	2014 AMENDED BUDGET	2015 DEPARTMENT REQUEST	2015 RECOMMENDED	2015 ADOPTED
Department : A-6123 - JUVENILE DELINQUENT CARE					
Budgetary Appropriations					
46.4615	DFS BICS/MMIS EXPENSE	\$382,822	\$310,387	\$310,387	\$310,387
Total: Contract Services		\$382,822	\$310,387	\$310,387	\$310,387
Total Budgetary Appropriations for A-6123		\$382,822	\$310,387	\$310,387	\$310,387
Budgetary Revenues					
R1823.R284	JUVENILE DELINQNT - REPAYMENT	\$(12,500)	\$(7,500)	\$(7,500)	\$(7,500)
Total: Departmental Revenue		\$(12,500)	\$(7,500)	\$(7,500)	\$(7,500)
R3623.R167	ST AID JUVENILE DELINQNT - DEPARTMENTAL AID	\$(222,328)	\$(180,024)	\$(180,024)	\$(180,024)
Total: State Aid		\$(222,328)	\$(180,024)	\$(180,024)	\$(180,024)
Total Budgetary Revenues for A-6123		\$(234,828)	\$(187,524)	\$(187,524)	\$(187,524)
COUNTY SHARE		\$147,994	\$122,863	\$122,863	\$122,863

County of Sullivan
GENERAL FUND OPERATING BUDGET

Account Number	Description	2014 AMENDED BUDGET	2015 DEPARTMENT REQUEST	2015 RECOMMENDED	2015 ADOPTED
Department : A-6129 - STATE TRAINING SCHOOL					
Budgetary Appropriations					
46.4615	DFS BICS/MMIS EXPENSE	\$152,182	\$285,275	\$285,275	\$285,275
Total: Contract Services		\$152,182	\$285,275	\$285,275	\$285,275
Total Budgetary Appropriations for A-6129		\$152,182	\$285,275	\$285,275	\$285,275
COUNTY SHARE		\$152,182	\$285,275	\$285,275	\$285,275

County of Sullivan
GENERAL FUND OPERATING BUDGET

Account Number	Description	2014 AMENDED BUDGET	2015 DEPARTMENT REQUEST	2015 RECOMMENDED	2015 ADOPTED
Department : A-6140 - SAFETY NET					
Budgetary Appropriations					
46.4615	DFS BICS/MMIS EXPENSE	\$3,717,034	\$3,600,000	\$3,600,000	\$3,473,131
Total: Contract Services		\$3,717,034	\$3,600,000	\$3,600,000	\$3,473,131
Total Budgetary Appropriations for A-6140		\$3,717,034	\$3,600,000	\$3,600,000	\$3,473,131
Budgetary Revenues					
R1840.R284	SAFETY NET - REPAYMENT	\$(349,467)	\$(315,000)	\$(315,000)	\$(315,000)
Total: Departmental Revenue		\$(349,467)	\$(315,000)	\$(315,000)	\$(315,000)
R3640.R167	ST AID HOME RELIEF - DEPARTMENTAL AID	\$(994,001)	\$(972,000)	\$(972,000)	\$(972,000)
Total: State Aid		\$(994,001)	\$(972,000)	\$(972,000)	\$(972,000)
R4640.R212	FED AID SAFETY NET - HOME RELIEF	\$(107,416)	\$(108,000)	\$(108,000)	\$(108,000)
Total: Federal Aid		\$(107,416)	\$(108,000)	\$(108,000)	\$(108,000)
Total Budgetary Revenues for A-6140		\$(1,450,884)	\$(1,395,000)	\$(1,395,000)	\$(1,395,000)
COUNTY SHARE		\$2,266,150	\$2,205,000	\$2,205,000	\$2,078,131

County of Sullivan
GENERAL FUND OPERATING BUDGET

Account Number	Description	2014 AMENDED BUDGET	2015 DEPARTMENT REQUEST	2015 RECOMMENDED	2015 ADOPTED
Department : A-6141 - HOME ENERGY ASSISTANCE					
Budgetary Appropriations					
46.4615	DFS BICS/MMIS EXPENSE	\$52,400	\$84,125	\$84,125	\$84,125
Total: Contract Services		\$52,400	\$84,125	\$84,125	\$84,125
Total Budgetary Appropriations for A-6141		\$52,400	\$84,125	\$84,125	\$84,125
Budgetary Revenues					
R1841.R284	HEAP - REPAYMENT	\$(115,000)	\$(85,000)	\$(95,000)	\$(95,000)
Total: Departmental Revenue		\$(115,000)	\$(85,000)	\$(95,000)	\$(95,000)
R4641.R167	FED AID HOME ENERGY ASSIST - DEPARTMENTAL AID	\$62,600	\$95,000	\$10,875	\$10,875
Total: Federal Aid		\$62,600	\$95,000	\$10,875	\$10,875
Total Budgetary Revenues for A-6141		\$(52,400)	\$10,000	\$(84,125)	\$(84,125)
COUNTY SHARE		\$0	\$94,125	\$0	\$0

County of Sullivan
GENERAL FUND OPERATING BUDGET

Account Number	Description	2014 AMENDED BUDGET	2015 DEPARTMENT REQUEST	2015 RECOMMENDED	2015 ADOPTED
Department : A-6142 - EMERGENCY AID FOR ADULTS					
Budgetary Appropriations					
46.4615	DFS BICS/MMIS EXPENSE	\$295,000	\$275,000	\$250,000	\$250,000
Total: Contract Services		\$295,000	\$275,000	\$250,000	\$250,000
Total Budgetary Appropriations for A-6142		\$295,000	\$275,000	\$250,000	\$250,000
Budgetary Revenues					
R1842.R284	EMRGNCY AID ADULT - REPAYMENT	\$(27,000)	\$(25,000)	\$(25,000)	\$(25,000)
Total: Departmental Revenue		\$(27,000)	\$(25,000)	\$(25,000)	\$(25,000)
R3642.R116	ST AID EMERGENCY AID ADULT - BURIALS	\$(50,400)	\$(71,500)	\$(71,500)	\$(71,500)
R3642.R167	ST AID EMERGENCY AID ADULT - DEPARTMENTAL AID	\$(13,700)	\$(19,250)	\$(19,250)	\$(19,250)
Total: State Aid		\$(64,100)	\$(90,750)	\$(90,750)	\$(90,750)
Total Budgetary Revenues for A-6142		\$(91,100)	\$(115,750)	\$(115,750)	\$(115,750)
COUNTY SHARE		\$203,900	\$159,250	\$134,250	\$134,250

A-7310 YOUTH PROGRAMS

Mission Statement

The mission of the Sullivan County Youth Bureau is to promote the well-being of all county youth ages 0–21. State-mandated approaches include (1) advancing youth development and public awareness of youth needs and resources; (2) aiding in efforts to prevent juvenile delinquency and youth crime; (3) encouraging towns and villages to provide youth services through funding and technical assistance; and (4) maintaining a permanent youth commission to evaluate and recommend measures to meet identified youth needs.

	2014 Amended	2015 Adopted
Budgetary Appropriations		
Personal Services	\$58,976	\$58,882
Equipment	\$0	\$0
Contract Services	\$138,459	\$95,689
Employee Benefits	\$36,898	\$38,774
Total Budgetary Appropriations	\$234,333	\$193,345
Budgetary Revenues		
Departmental Revenue	\$0	\$0
State Aid	\$97,101	\$71,931
Total Budgetary Revenues	\$97,101	\$71,931
 County Share	 \$137,232	 \$121,414
 Positions	 1	 1

A7310 YOUTH BUREAU

The Youth Bureau advances positive youth development. Its mission is to promote the well-being of all youth ages 0–21. The Youth Bureau’s goals are to advance the physical, moral, mental, and social development of youth through positive youth activities; aid agencies in addressing the risk factors that lead to juvenile delinquency and youth crime; and encourage towns and villages to provide youth activities by giving them funds and technical assistance. The Youth Bureau functions and essential tasks are defined by NYS executive law and NYS Office of Children and Family Services (OCFS) policies and procedures.

The Youth Bureau receives funding from the State which is passed through to local youth programs, as well as some funding which is utilized by the County for administration of the department. The Youth Bureau is a non-mandated office.

Program Areas and Services

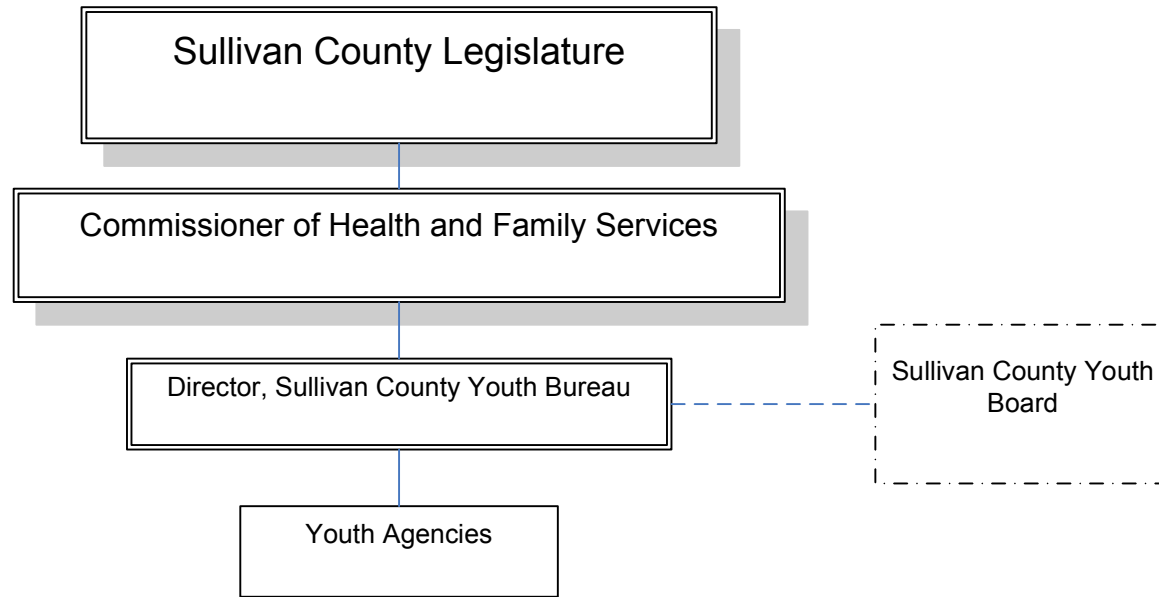
Sullivan County Youth Bureau

Total Staff or FTE Assigned: 1

Actual County Cost of Program/Activity 2013: \$109,857

Service Provided: Program Funding and Oversight – The Youth Bureau is the agency at the county level through which NYS OCFS directs funds to youth development and prevention. This function includes observation and evaluation, technical assistance with grant proposals, measurement and reporting, data entry into State computer system and reporting to State in accordance with State deadlines, fiscal monitoring, and assistance with and processing of fiscal claims, and oversight of programs granted special funds by Sullivan County Legislature.; Planning – The Youth Bureau participates actively in cross-systems strategic planning groups, which includes conducting needs assessment and countywide strategic planning through the State-mandated Child and Family Services Plan (CFSP); Promoting Opportunities and Collaboration – The Youth Bureau actively promotes positive youth-development opportunities through sharing information and resources, and through outreach and advocacy to youth-serving programs.

Population Served: Sullivan County Youth ages 0-21



YOUTH PROGRAMS

YOUTH PROGRAMS

Personal Services:	AMENDED	REQUESTED	RECOMMENDED	ADOPTED
	2014	2015	2015	2015
DIR YOUTH SVS	<u>1</u>	<u>1</u>	<u>1</u>	<u>1</u>
	1	1	1	1

2015 BUDGET SALARIES BY DEPARTMENT

POSITION NUMBER	POSITION DESCRIPTION	2014 BUDGET AMENDED	2015 BUDGET REQUESTED	2015 BUDGET RECOMMENDED	2015 BUDGET ADOPTED
A-7310	YOUTH PROGRAMS				
397	DIR YOUTH SVS	\$55,626	\$56,182	\$56,182	\$56,182

County of Sullivan
GENERAL FUND OPERATING BUDGET

Account Number	Description	2014 AMENDED BUDGET	2015 DEPARTMENT REQUEST	2015 RECOMMENDED	2015 ADOPTED
Department : A-7310 - YOUTH PROGRAMS					
Budgetary Appropriations					
10.1011	REGULAR PAY	\$56,376	\$56,182	\$56,182	\$56,182
10.1013	LONGEVITY	\$1,100	\$1,200	\$1,200	\$1,200
10.1015	OTHER PAY	\$1,500	\$1,500	\$1,500	\$1,500
Total: Personal Services		\$58,976	\$58,882	\$58,882	\$58,882
40.4013	CONTRACT OTHER	\$27,600	\$27,600	\$27,600	\$27,600
41.4104	MILEAGE/TOLLS	\$50	\$50	\$50	\$50
41.4105	REGISTRATION FEES	\$50	\$50	\$50	\$50
41.4109	CO FLEET CHARGEBACK	\$500	\$500	\$500	\$500
42.4203	OFFICE SUPPLIES	\$400	\$400	\$400	\$400
42.4204	POSTAGE	\$200	\$200	\$200	\$200
42.4205	PRINTING	\$1,059	\$1,059	\$1,059	\$1,059
47.4703	DUES	\$336	\$336	\$336	\$336
47.4707	MAINTENANCE IN LIEU OF RENT	\$4,740	\$4,740	\$4,740	\$4,740
47.4733	INDIRECT COST ALLOCATION	\$14,392	\$14,392	\$14,392	\$14,392
47.4753	YTH 100% REIMB DELINQCY PREVENTN	\$14,445	\$0	\$0	\$0
47.4761	YTH 50% REIMB DELINQNCY PREVENTN	\$10,725	\$0	\$0	\$0
47.4794	YTH DEVLMT PROGRAM FUNDING	\$46,362	\$46,362	\$46,362	\$46,362
Total: Contract Services		\$120,859	\$95,689	\$95,689	\$95,689
80.8001	FICA AND MEDICARE	\$4,512	\$4,504	\$4,504	\$4,504
80.8002	HLTH INSUR ACTIVE EMPLOYEE	\$20,427	\$21,456	\$21,456	\$21,456
80.8005	RETIREMENT	\$9,023	\$10,010	\$9,757	\$9,757
80.8006	WORKERS COMPENSATION	\$2,823	\$2,944	\$2,944	\$2,944
80.8007	DISABILITY	\$113	\$113	\$113	\$113
Total: Employee Benefits		\$36,898	\$39,027	\$38,774	\$38,774
	Total Budgetary Appropriations for A-7310	\$216,733	\$193,598	\$193,345	\$193,345
Budgetary Revenues					
R3820.R337	ST AID YOUTH PROGRM - YOUTH BUREAU	\$(97,101)	\$(71,931)	\$(71,931)	\$(71,931)
Total: State Aid		\$(97,101)	\$(71,931)	\$(71,931)	\$(71,931)
	Total Budgetary Revenues for A-7310	\$(97,101)	\$(71,931)	\$(71,931)	\$(71,931)
	COUNTY SHARE	\$119,632	\$121,667	\$121,414	\$121,414

Department of Aging

Mission Statement

The mission of the Sullivan County Office for the Aging is to provide information and assistance, in-home and other supportive services to the elderly, and their caregivers to enable the elderly to continue to live as independently as possible in their homes and communities.

	2014 Amended	2015 Adopted
Budgetary Appropriations		
Personal Services	\$830,117	\$820,359
Equipment	\$0	\$0
Contract Services	\$1,130,756	\$1,235,156
Employee Benefits	\$466,246	\$490,841
Total Budgetary Appropriations	\$2,427,119	\$2,546,356
Budgetary Revenues		
Departmental Revenue	\$203,288	\$267,975
State Aid	\$571,356	\$620,021
Federal Aid	\$489,158	\$480,249
Total Budgetary Revenues	\$1,263,802	\$1,368,245
 County Share	 \$1,163,317	 \$1,178,111
 Positions	 29	 29

A-7610-87 AG - MAIN UNIT

	<u>2014 Amended</u>	<u>2015 Adopted</u>
Budgetary Appropriations		
Personal Services	\$418,086	\$415,641
Equipment	\$0	\$0
Contract Services	\$432,387	\$486,177
Employee Benefits	\$256,348	\$269,445
Total Budgetary Appropriations	<u>\$1,106,821</u>	<u>\$1,171,263</u>
Budgetary Revenues		
Departmental Revenue	\$73,659	\$74,800
State Aid	\$373,994	\$402,235
Federal Aid	\$208,268	\$200,228
Total Budgetary Revenues	<u>\$655,921</u>	<u>\$677,263</u>
County Share	<u>\$450,900</u>	<u>\$494,000</u>
Positions	9	9

A-7610-88 AG - NUTRITION

	<u>2014 Amended</u>	<u>2015 Adopted</u>
Budgetary Appropriations		
Personal Services	\$337,025	\$330,130
Equipment	\$0	\$0
Contract Services	\$571,204	\$616,200
Employee Benefits	\$163,693	\$172,763
Total Budgetary Appropriations	<u>\$1,071,922</u>	<u>\$1,119,093</u>
Budgetary Revenues		
Departmental Revenue	\$122,429	\$185,175
State Aid	\$190,994	\$211,814
Federal Aid	\$227,029	\$224,660
Total Budgetary Revenues	<u>\$540,452</u>	<u>\$621,649</u>
County Share	<u>\$531,470</u>	<u>\$497,444</u>
Positions	18	18

A-7610-89 AG - RSVP

	<u>2014 Amended</u>	<u>2015 Adopted</u>
Budgetary Appropriations		
Personal Services	\$75,006	\$74,588
Contract Services	\$127,165	\$132,779
Employee Benefits	\$46,205	\$48,633
Total Budgetary Appropriations	<u>\$248,376</u>	<u>\$256,000</u>
Budgetary Revenues		
Departmental Revenue	\$7,200	\$8,000
State Aid	\$6,368	\$5,972
Federal Aid	\$53,861	\$55,361
Total Budgetary Revenues	<u>\$67,429</u>	<u>\$69,333</u>
County Share	<u>\$180,947</u>	<u>\$186,667</u>
Positions	2	2

A7610 OFFICE FOR THE AGING

The Office for the Aging provides many services to Sullivan County residents or property owners 60 years of age and older & who are registered with our office. Some examples are: meals both congregate & home bound, transportation both shopping & medical, legal services, caregiver services, assistive equipment loan, volunteer services, homemaker services, case management, Medicare insurance counseling, information & assistance, HEAP & the Point of Entry program. Our services are ongoing, funded yearly by the New York State Office for the Aging based on allocations by population, & there is no charge to our clients. As our senior population is growing we hope to be able to continue to provide these much needed services to our community.

The Office for the Aging receives funding for its programs from federal and state sources, as well as local donations. It is responsible for the administration of one mandated program, Point of Entry, which is mandated by NYS Elder Law 203 (8).

Program Areas and Services

AAA Transportation

Actual County Cost of Program/Activity 2013: \$0.00

Service Provided: Supplemental program to cover costs of medical transportation & special needs transportation which includes some ambulette transports out of the county.

Population Served: Available to Sullivan County Senior Citizens; currently 206 individuals

Caregiver Resource Center

Actual County Cost of Program/Activity 2013: \$0.00

Service Provided: This service provides information & counseling to caregivers through a contract with the Cornell Cooperative Extension.

Population Served: Available to Sullivan County caregivers and senior citizens; currently 120 individuals

Community Services for the Elderly (CSE)

Actual County Cost of Program/Activity 2013: \$27,715

Service Provided: Medical Transportation, Information & Assistance, & Case Management

Population Served: Available to Sullivan County senior citizens; currently 111 individuals for medical transport and 1,920 for information and assistance.

Nutrition Program Congregate Service Initiative (CSI)

Actual County Cost of Program/Activity 2013: \$601

Service Provided: Required Dietician provides Nutrition Education & development of menus

Population Served: Available to Sullivan County senior citizens; currently 346 individuals

Expanded In-home Services for the Elderly Program (EISEP)

Actual County Cost of Program/Activity 2013: \$64,600

Service Provided: Homecare, medical alerts, medical equipment & case management; program is designed to help keep seniors in their own homes.

Population Served: Available to Sullivan County senior citizens; currently 42 individuals

Health Insurance Information, Counseling and Assistance Program (HIICAP)

Actual County Cost of Program/Activity 2013: \$0.00

Service Provided: Health insurance counseling & referral program; provides key assistance to seniors who are Medicare eligible

Population Served: Available to Medicare eligible Sullivan County senior citizens; currently 509 individuals

MIPPA SHIP/ADRC

Actual County Cost of Program/Activity 2013: \$0.00

Service Provided: Outreach, Information & Assistance with Medicare Beneficiaries, LIS/MSP & Part D counseling. Medicare preventive Services.

Population Served: Available to Sullivan County senior citizens; estimated 521 individuals

Nutrition Services Incentive Program (NSIP)

Actual County Cost of Program/Activity 2013: \$0.00

Service Provided: Reimburses 69 cents per meal for eligible meals served to both congregate & home bound clients

Population Served: Available to Sullivan County senior citizens at both congregate and home sites; currently 601 individuals

Point of Entry

Actual County Cost of Program/Activity 2013: \$0.00

Service Provided: Assist clients, regardless of age, with information for all aspects of Long Term Care

Population Served: Available to all Sullivan County residents; currently 534 individuals served

Retired Senior Volunteer Program (Federal)

Actual County Cost of Program/Activity 2013: \$181,280

Service Provided: Reimburses administrative costs associated with the volunteer program

Population Served: Available to all Sullivan County senior citizens; currently 238 individuals served

Retired Senior Volunteer Program (State)

Actual County Cost of Program/Activity 2013: \$0.00

Service Provided: Reimburses some of the cost for the volunteers who provide medical transportation; the transportation department does not transport clients out of the county and we rely on our volunteers to do this.

Population Served: Available to all Sullivan County senior citizens; currently 206 individuals served

Supplemental Nutrition Assistance Program (SNAP)

Actual County Cost of Program/Activity 2013: \$19,989

Service Provided: Home delivered meals to home bound clients; provides a valuable service to our most vulnerable clients, who often do not see anyone other than the driver who delivers their meal; majority of clients are checked on daily Monday thru Friday.

Population Served: Available to homebound Sullivan County senior citizens; currently 383 individuals served

Title III B

Actual County Cost of Program/Activity 2013: \$10,436

Service Provided: Shopping bus service; legal services; case management; information & assistance.

Population Served: Sullivan County senior citizens; currently 242 individuals served

Title III C-1

Actual County Cost of Program/Activity 2013: \$74,080

Service Provided: Serving Congregate meals to clients at 13 Nutrition Sites.

Population Served: Sullivan County senior citizens; currently 295 individuals served

Title III C-2

Actual County Cost of Program/Activity 2013: \$99,594

Service Provided: Home delivered meals to home bound clients; provides a valuable service to our most vulnerable clients, who often do not see anyone other than the driver who delivers their meal; majority of clients are checked on daily Monday thru Friday

Population Served: Available to homebound Sullivan County senior citizens; currently 383 individuals served

Title III D

Actual County Cost of Program/Activity 2013: 646

Service Provided: New program for 2013; Evidence-Based Disease & Disability Prevention Program; must provide a service as outlined by NYSOFA which may include fall prevention, physical activities, nutrition & diet.

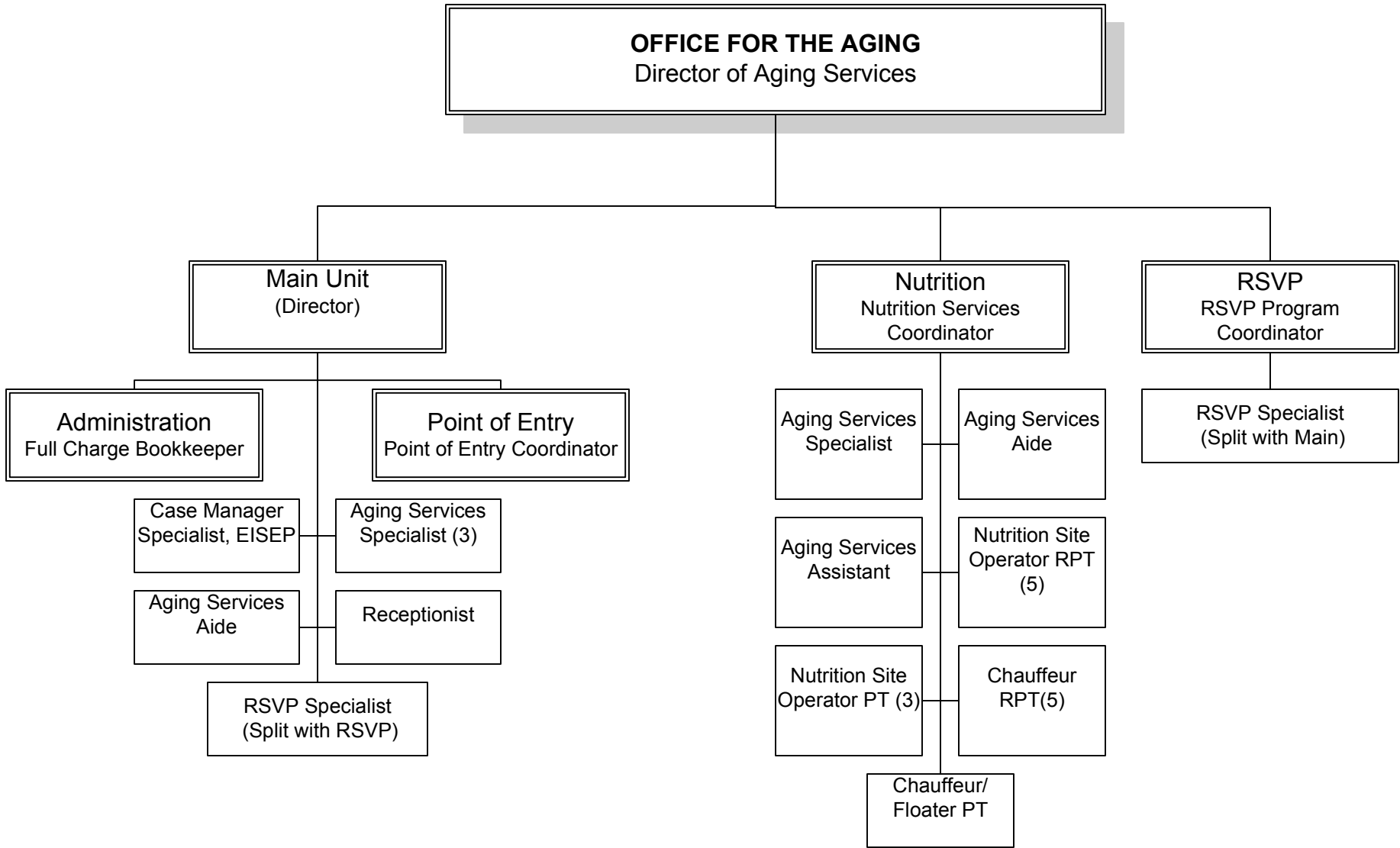
Population Served: Sullivan County senior citizens

Title III E

Actual County Cost of Program/Activity 2013: \$11,735

Service Provided: Caregiver services through Cornell Cooperative Extension; medical alerts; information & assistance.

Population Served: Sullivan County senior citizens; currently 140 individuals served



Department of Aging

AG - MAIN UNIT

Personal Services:	AMENDED	REQUESTED	RECOMMENDED	ADOPTED
	2014	2015	2015	2015
AGING SERVICES AIDE	1	1	1	1
AGING SERVICES SPECIALIST	2	2	2	2
AGING SVS SPECIALIST	1	1	1	1
CASE MANAGEMENT SPECIALIST EISEP	1	1	1	1
DIR AGING SERVICES	1	1	1	1
FULL CHARGE BOOKKEEPER	1	1	1	1
POINT OF ENTRY COORDINATOR	1	1	1	1
RECEPTIONIST	1	1	1	1
	<u>9</u>	<u>9</u>	<u>9</u>	<u>9</u>

2015 BUDGET SALARIES BY DEPARTMENT

POSITION NUMBER	POSITION DESCRIPTION	2014 BUDGET AMENDED	2015 BUDGET REQUESTED	2015 BUDGET RECOMMENDED	2015 BUDGET ADOPTED
A-7610-87	AG - MAIN UNIT				
29	AGING SVS SPECIALIST	\$39,644	\$40,041	\$40,041	\$40,041
110	DIR AGING SERVICES	\$70,642	\$71,348	\$71,348	\$71,348
2064	FULL CHARGE BOOKKEEPER	\$50,431	\$50,935	\$50,935	\$50,935
2281	RECEPTIONIST	\$24,951	\$25,201	\$25,201	\$25,201
2350	AGING SERVICES AIDE	\$32,317	\$32,640	\$32,640	\$32,640
2544	POINT OF ENTRY COORDINATOR	\$44,855	\$45,304	\$45,304	\$45,304
2825	AGING SERVICES SPECIALIST	\$38,566	\$38,952	\$38,952	\$38,952
2844	CASE MANAGEMENT SPECIALIST EISEP	\$39,902	\$40,301	\$40,301	\$40,301
2845	AGING SERVICES SPECIALIST	\$38,566	\$38,952	\$38,952	\$38,952

Department of Aging

AG - NUTRITION

Personal Services:	AMENDED	REQUESTED	RECOMMENDED	ADOPTED
	2014	2015	2015	2015
AGING SERVICES AIDE	1	1	1	1
AGING SERVICES ASSISTANT	1	1	1	1
AGING SERVICES SPECIALIST	1	1	1	1
CHAUFFEUR RPT	5	5	5	5
CHAUFFEUR/FLOATER PT	1	1	1	1
NUTRITION SITE OPERATOR PT	3	3	3	3
NUTRITION SITE OPERATOR RPT	5	5	5	5
NUTRITION SVS COORD	1	1	1	1
	<u>18</u>	<u>18</u>	<u>18</u>	<u>18</u>

2015 BUDGET SALARIES BY DEPARTMENT

POSITION NUMBER	POSITION DESCRIPTION	2014 BUDGET AMENDED	2015 BUDGET REQUESTED	2015 BUDGET RECOMMENDED	2015 BUDGET ADOPTED
A-7610-88	AG - NUTRITION				
221	NUTRITION SITE OPERATOR PT	\$4,489	\$4,489	\$4,489	\$4,489
225	NUTRITION SVS COORD	\$48,054	\$48,535	\$48,535	\$48,535
351	NUTRITION SITE OPERATOR RPT	\$19,581	\$19,777	\$19,777	\$19,777
384	NUTRITION SITE OPERATOR RPT	\$14,365	\$14,509	\$14,509	\$14,509
490	NUTRITION SITE OPERATOR RPT	\$15,740	\$15,897	\$15,897	\$15,897
597	CHAUFFEUR RPT	\$11,842	\$11,960	\$11,960	\$11,960
647	CHAUFFEUR RPT	\$11,842	\$11,960	\$11,960	\$11,960
799	AGING SERVICES ASSISTANT	\$32,203	\$32,525	\$32,525	\$32,525
894	CHAUFFEUR RPT	\$12,806	\$12,934	\$12,934	\$12,934
996	AGING SERVICES SPECIALIST	\$38,566	\$38,952	\$38,952	\$38,952
1247	NUTRITION SITE OPERATOR PT	\$5,901	\$5,901	\$5,901	\$5,901
1315	NUTRITION SITE OPERATOR PT	\$7,967	\$7,967	\$7,967	\$7,967
1341	NUTRITION SITE OPERATOR RPT	\$15,740	\$15,897	\$15,897	\$15,897
1345	NUTRITION SITE OPERATOR RPT	\$12,816	\$12,816	\$12,816	\$12,816
2250	CHAUFFEUR RPT	\$11,842	\$11,960	\$11,960	\$11,960
2506	CHAUFFEUR RPT	\$15,740	\$15,897	\$15,897	\$15,897
2593	CHAUFFEUR/FLOATER PT	\$9,500	\$9,500	\$9,500	\$9,500
2597	AGING SERVICES AIDE	\$27,281	\$27,554	\$27,554	\$27,554

Department of Aging

AG - RSVP

Personal Services:	AMENDED	REQUESTED	RECOMMENDED	ADOPTED
	2014	2015	2015	2015
RSVP PROGRAM COORDINATOR	1	1	1	1
RSVP SPECIALIST SPL	1	1	1	1
	<u>2</u>	<u>2</u>	<u>2</u>	<u>2</u>

2015 BUDGET SALARIES BY DEPARTMENT

POSITION NUMBER	POSITION DESCRIPTION	2014 BUDGET AMENDED	2015 BUDGET REQUESTED	2015 BUDGET RECOMMENDED	2015 BUDGET ADOPTED
A-7610-89	AG - RSVP				
493	RSVP SPECIALIST SPL	\$41,206	\$41,618	\$41,618	\$41,618
2836	RSVP PROGRAM COORDINATOR	\$47,462	\$47,937	\$47,937	\$47,937

County of Sullivan
GENERAL FUND OPERATING BUDGET

Account Number	Description	2014 AMENDED BUDGET	2015 DEPARTMENT REQUEST	2015 RECOMMENDED	2015 ADOPTED
Department : A-7610-87 - AGING PROGRAMS - AG - MAIN UNIT					
Budgetary Appropriations					
10.1011	REGULAR PAY	\$403,406	\$400,321	\$400,321	\$400,321
10.1013	LONGEVITY	\$14,680	\$15,320	\$15,320	\$15,320
Total: Personal Services		\$418,086	\$415,641	\$415,641	\$415,641
40.4001	AGENCIES	\$74,829	\$72,429	\$72,429	\$72,429
40.4008	LEGAL SERVICES	\$8,161	\$7,904	\$7,904	\$7,904
40.4021	TRANSPORTATION	\$80,350	\$97,600	\$97,600	\$97,600
40.4024	PERSONAL CARE	\$188,668	\$226,338	\$226,338	\$226,338
41.4102	LODGING	\$371	\$500	\$500	\$500
41.4103	MEALS	\$161	\$150	\$150	\$150
41.4104	MILEAGE/TOLLS	\$1,789	\$4,750	\$4,750	\$4,750
41.4105	REGISTRATION FEES	\$485	\$500	\$500	\$500
41.4107	VOLUNTEER/CLIENT	\$207	\$500	\$500	\$500
41.4108	AUTO TRAVEL OTHER	\$0	\$0	\$0	\$0
41.4109	CO FLEET CHARGEBACK	\$3,200	\$1,600	\$1,600	\$1,600
42.4201	ADVERTISING	\$556	\$50	\$50	\$50
42.4203	OFFICE SUPPLIES	\$1,289	\$1,700	\$1,700	\$1,700
42.4204	POSTAGE	\$1,800	\$2,400	\$2,400	\$2,400
42.4205	PRINTING	\$1,424	\$2,926	\$2,926	\$2,926
43.4301	SUPPLIES	\$988	\$1,000	\$1,000	\$1,000
43.4308	MIS CHARGEBACKS	\$13,004	\$14,021	\$14,021	\$14,021
44.4405	PHONE LAND LINES	\$2,950	\$3,270	\$3,270	\$3,270
45.4541	SM EQUIP TOOLS APPLNCS, SM ELECT	\$0	\$0	\$0	\$0
45.4543	FOOD	\$0	\$0	\$0	\$0
46.4602	EMPL MEAL ALLOWANCE	\$20	\$70	\$70	\$70
47.4703	DUES	\$1,445	\$1,445	\$1,445	\$1,445
47.4707	MAINTENANCE IN LIEU OF RENT	\$20,183	\$20,183	\$20,183	\$20,183
47.4709	INTERPRETERS FEES	\$100	\$100	\$100	\$100
47.4710	DEPT MISC/OTHER	\$40	\$0	\$0	\$0
47.4717	BLDG/PROP/EQUIP REPAIRS&MAINTNCE	\$16	\$50	\$50	\$50
47.4733	INDIRECT COST ALLOCATION	\$17,121	\$17,121	\$17,121	\$17,121
47.4750	CLIENT ELECTONIC MONITORING	\$7,060	\$9,070	\$9,070	\$9,070
47.4776	EISEP RELATED EXPENSES	\$6,170	\$500	\$500	\$500
Total: Contract Services		\$432,387	\$486,177	\$486,177	\$486,177
80.8001	FICA AND MEDICARE	\$32,007	\$31,820	\$31,820	\$31,820
80.8002	HLTH INSUR ACTIVE EMPLOYEE	\$139,290	\$146,594	\$146,594	\$146,594
80.8004	HLTH INSUR OPT OUT	\$300	\$300	\$300	\$300
80.8005	RETIREMENT	\$63,758	\$70,710	\$68,872	\$68,872
80.8006	WORKERS COMPENSATION	\$19,931	\$20,797	\$20,797	\$20,797
80.8007	DISABILITY	\$1,062	\$1,062	\$1,062	\$1,062
Total: Employee Benefits		\$256,348	\$271,283	\$269,445	\$269,445
Total Budgetary Appropriations for A-7610-87		\$1,106,821	\$1,173,101	\$1,171,263	\$1,171,263
Budgetary Revenues					
R1972.R184	AGING PROGRM - EISEP	\$(1,850)	\$(4,500)	\$(4,500)	\$(4,500)
R1972.R211	AGING PROGRM - HEAP APPLICATION	\$(58,509)	\$(57,000)	\$(57,000)	\$(57,000)
R2705.R117	GIFT/DONATION - BUS	\$(9,500)	\$(9,500)	\$(9,500)	\$(9,500)
R2705.R121	GIFT/DONATION - CAREGIVER	\$(800)	\$(800)	\$(800)	\$(800)
R2705.R328	GIFT/DONATION - WHEELCHAIR VAN	\$(2,000)	\$(2,000)	\$(2,000)	\$(2,000)
R2705.R338	GIFT/DONATION - OTHER	\$(1,000)	\$(1,000)	\$(1,000)	\$(1,000)
Total: Departmental Revenue		\$(73,659)	\$(74,800)	\$(74,800)	\$(74,800)

County of Sullivan
GENERAL FUND OPERATING BUDGET

Account Number	Description	2014 AMENDED BUDGET	2015 DEPARTMENT REQUEST	2015 RECOMMENDED	2015 ADOPTED
Department : A-7610-87 - AGING PROGRAMS - AG - MAIN UNIT					
Budgetary Revenues					
R3772.R121	ST AID AGING PROGRM - CAREGIVER	\$(19,611)	\$(19,611)	\$(19,611)	\$(19,611)
R3772.R149	ST AID AGING PROGRM - COMMUNITY SERVICE	\$(101,160)	\$(101,160)	\$(101,160)	\$(101,160)
R3772.R167	ST AID AGING PROGRM - DEPARTMENTAL AID	\$(5,600)	\$(5,600)	\$(5,600)	\$(5,600)
R3772.R198	ST AID AGING PROGRM - EXPANDED IN HOME SERV	\$(202,938)	\$(231,179)	\$(231,179)	\$(231,179)
R3772.R392	ST AID AGING PROGRM - NYCONNECTS	\$(44,685)	\$(44,685)	\$(44,685)	\$(44,685)
Total: State Aid		\$(373,994)	\$(402,235)	\$(402,235)	\$(402,235)
R4772.R167	FED AID AGING PROGRM - DEPARTMENTAL AID	\$(15,235)	\$(10,466)	\$(10,466)	\$(10,466)
R4772.R216	FED AID AGING PROGRM - IIIB	\$(96,208)	\$(91,714)	\$(91,714)	\$(91,714)
R4772.R218	FED AID AGING PROGRM - IIIIE ELDER CAREGIVER SUPPRT	\$(34,790)	\$(34,824)	\$(34,824)	\$(34,824)
R4772.R245	FED AID AGING PROGRM - MEDICAL INSURNCE COUNSELNG	\$(34,634)	\$(35,568)	\$(35,568)	\$(35,568)
R4772.R319	FED AID AGING PROGRM - TITLE V SENIOR COMM SERV EMPLOYMN	\$(27,401)	\$(27,656)	\$(27,656)	\$(27,656)
Total: Federal Aid		\$(208,268)	\$(200,228)	\$(200,228)	\$(200,228)
	Total Budgetary Revenues for A-7610-87	\$(655,921)	\$(677,263)	\$(677,263)	\$(677,263)
	COUNTY SHARE	\$450,900	\$495,838	\$494,000	\$494,000

County of Sullivan
GENERAL FUND OPERATING BUDGET

Account Number	Description	2014 AMENDED BUDGET	2015 DEPARTMENT REQUEST	2015 RECOMMENDED	2015 ADOPTED
Department : A-7610-88 - AGING PROGRAMS - AG - NUTRITION					
Budgetary Appropriations					
10.1011	REGULAR PAY	\$326,775	\$319,030	\$319,030	\$319,030
10.1013	LONGEVITY	\$10,250	\$11,100	\$11,100	\$11,100
Total: Personal Services		\$337,025	\$330,130	\$330,130	\$330,130
40.4001	AGENCIES	\$282,385	\$309,535	\$309,535	\$309,535
40.4005	DIETICIAN/NUTRITIONIST SERVICES	\$2,313	\$18,500	\$18,500	\$18,500
40.4021	TRANSPORTATION	\$80,000	\$80,000	\$80,000	\$80,000
41.4102	LODGING	\$66	\$0	\$0	\$0
41.4103	MEALS	\$31	\$0	\$0	\$0
41.4104	MILEAGE/TOLLS	\$59,579	\$56,079	\$56,079	\$56,079
41.4105	REGISTRATION FEES	\$180	\$0	\$0	\$0
41.4107	VOLUNTEER/CLIENT	\$5,854	\$8,000	\$8,000	\$8,000
41.4109	CO FLEET CHARGEBACK	\$1,600	\$500	\$500	\$500
42.4203	OFFICE SUPPLIES	\$632	\$1,000	\$1,000	\$1,000
42.4204	POSTAGE	\$150	\$150	\$150	\$150
42.4205	PRINTING	\$847	\$1,726	\$1,726	\$1,726
43.4308	MIS CHARGEBACKS	\$5,828	\$6,784	\$6,784	\$6,784
44.4405	PHONE LAND LINES	\$883	\$1,783	\$1,783	\$1,783
44.4406	WIRELESS COMMUNICATIONS	\$377	\$377	\$377	\$377
45.4501	SPEC DEPT SUPPLY MISC/OTHER	\$150	\$658	\$658	\$658
45.4510	CLEANING/FOOD PREP	\$2,500	\$3,200	\$3,200	\$3,200
45.4541	SM EQUIP TOOLS APPLNCS, SM ELECT	\$0	\$0	\$0	\$0
45.4543	FOOD	\$102	\$100	\$100	\$100
46.4602	EMPL MEAL ALLOWANCE	\$0	\$50	\$50	\$50
47.4702	EQUIP SERVICE/REPAIRS	\$0	\$0	\$0	\$0
47.4703	DUES	\$0	\$50	\$50	\$50
47.4707	MAINTENANCE IN LIEU OF RENT	\$6,561	\$6,561	\$6,561	\$6,561
47.4717	BLDG/PROP/EQUIP REPAIRS&MAINTNCE	\$0	\$300	\$300	\$300
47.4720	LABORATORY/XRAY EXPENSE	\$1,319	\$1,000	\$1,000	\$1,000
47.4733	INDIRECT COST ALLOCATION	\$119,847	\$119,847	\$119,847	\$119,847
Total: Contract Services		\$571,204	\$616,200	\$616,200	\$616,200
80.8001	FICA AND MEDICARE	\$25,782	\$25,255	\$25,255	\$25,255
80.8002	HLTH INSUR ACTIVE EMPLOYEE	\$88,117	\$92,264	\$92,264	\$92,264
80.8005	RETIREMENT	\$31,915	\$36,703	\$36,703	\$36,703
80.8006	WORKERS COMPENSATION	\$15,845	\$16,507	\$16,507	\$16,507
80.8007	DISABILITY	\$2,034	\$2,034	\$2,034	\$2,034
Total: Employee Benefits		\$163,693	\$172,763	\$172,763	\$172,763
	Total Budgetary Appropriations for A-7610-88	\$1,071,922	\$1,119,093	\$1,119,093	\$1,119,093
Budgetary Revenues					
R1289.R247	GEN GOV DEPT INCOME - MISC FEE/REIMBURSMNT	\$0	\$0	\$0	\$0
R1972.R255	AGING PROGRM - NUTRITION MEAL	\$(53,175)	\$(98,175)	\$(98,175)	\$(98,175)
R2705.R206	GIFT/DONATION - FUND RAISING	\$(154)	\$0	\$0	\$0
R2705.R303	GIFT/DONATION - SNAP	\$(44,500)	\$(54,000)	\$(54,000)	\$(54,000)
R2705.R338	GIFT/DONATION - OTHER	\$(24,600)	\$(33,000)	\$(33,000)	\$(33,000)
Total: Departmental Revenue		\$(122,429)	\$(185,175)	\$(185,175)	\$(185,175)
R3772.R159	ST AID AGING PROGRM - CSI	\$(1,803)	\$(1,803)	\$(1,803)	\$(1,803)
R3772.R303	ST AID AGING PROGRM - SNAP/WIN	\$(189,191)	\$(210,011)	\$(210,011)	\$(210,011)
Total: State Aid		\$(190,994)	\$(211,814)	\$(211,814)	\$(211,814)
R4772.R126	FED AID AGING PROGRM - NUTRITION SERV INCENTIVE	\$(50,218)	\$(50,218)	\$(50,218)	\$(50,218)
R4772.R217	FED AID AGING PROGRM - IIID DIETICIAN	\$(5,433)	\$(5,446)	\$(5,446)	\$(5,446)
R4772.R254	FED AID AGING PROGRM - NUTRITION	\$(171,378)	\$(168,996)	\$(168,996)	\$(168,996)

County of Sullivan
GENERAL FUND OPERATING BUDGET

Account Number	Description	2014 AMENDED BUDGET	2015 DEPARTMENT REQUEST	2015 RECOMMENDED	2015 ADOPTED
Department : A-7610-88 - AGING PROGRAMS - AG - NUTRITION					
Budgetary Revenues					
Total: Federal Aid		\$(227,029)	\$(224,660)	\$(224,660)	\$(224,660)
	Total Budgetary Revenues for A-7610-88	\$(540,452)	\$(621,649)	\$(621,649)	\$(621,649)
	COUNTY SHARE	\$531,470	\$497,444	\$497,444	\$497,444

County of Sullivan
GENERAL FUND OPERATING BUDGET

Account Number	Description	2014 AMENDED BUDGET	2015 DEPARTMENT REQUEST	2015 RECOMMENDED	2015 ADOPTED
Department : A-7610-89 - AGING PROGRAMS - AG - RSVP					
Budgetary Appropriations					
10.1011	REGULAR PAY	\$73,386	\$72,908	\$72,908	\$72,908
10.1013	LONGEVITY	\$1,620	\$1,680	\$1,680	\$1,680
Total: Personal Services		\$75,006	\$74,588	\$74,588	\$74,588
41.4102	LODGING	\$0	\$150	\$150	\$150
41.4103	MEALS	\$40	\$100	\$100	\$100
41.4104	MILEAGE/TOLLS	\$92	\$775	\$775	\$775
41.4105	REGISTRATION FEES	\$140	\$165	\$165	\$165
41.4107	VOLUNTEER/CLIENT	\$80,000	\$80,000	\$80,000	\$80,000
41.4109	CO FLEET CHARGEBACK	\$295	\$200	\$200	\$200
42.4203	OFFICE SUPPLIES	\$325	\$550	\$550	\$550
42.4204	POSTAGE	\$740	\$1,300	\$1,300	\$1,300
42.4205	PRINTING	\$563	\$1,712	\$1,712	\$1,712
43.4308	MIS CHARGEBACKS	\$1,977	\$1,840	\$1,840	\$1,840
44.4405	PHONE LAND LINES	\$625	\$850	\$850	\$850
45.4503	RECREATION	\$905	\$2,200	\$2,200	\$2,200
46.4602	EMPL MEAL ALLOWANCE	\$0	\$50	\$50	\$50
47.4703	DUES	\$100	\$100	\$100	\$100
47.4707	MAINTENANCE IN LIEU OF RENT	\$3,280	\$3,280	\$3,280	\$3,280
47.4708	INSURANCE	\$1,748	\$1,765	\$1,765	\$1,765
47.4729	SPECIAL PROJECTS	\$2,093	\$3,500	\$3,500	\$3,500
47.4733	INDIRECT COST ALLOCATION	\$34,242	\$34,242	\$34,242	\$34,242
Total: Contract Services		\$127,165	\$132,779	\$132,779	\$132,779
80.8001	FICA AND MEDICARE	\$5,773	\$5,740	\$5,740	\$5,740
80.8002	HLTH INSUR ACTIVE EMPLOYEE	\$24,784	\$26,151	\$26,151	\$26,151
80.8004	HLTH INSUR OPT OUT	\$450	\$450	\$450	\$450
80.8005	RETIREMENT	\$11,438	\$12,757	\$12,359	\$12,359
80.8006	WORKERS COMPENSATION	\$3,579	\$3,752	\$3,752	\$3,752
80.8007	DISABILITY	\$181	\$181	\$181	\$181
Total: Employee Benefits		\$46,205	\$49,031	\$48,633	\$48,633
	Total Budgetary Appropriations for A-7610-89	\$248,376	\$256,398	\$256,000	\$256,000
Budgetary Revenues					
R2705.R338	GIFT/DONATION - OTHER	\$(7,200)	\$(8,000)	\$(8,000)	\$(8,000)
Total: Departmental Revenue		\$(7,200)	\$(8,000)	\$(8,000)	\$(8,000)
R3772.R295	ST AID AGING PROGRM - RSVP	\$(6,368)	\$(5,972)	\$(5,972)	\$(5,972)
Total: State Aid		\$(6,368)	\$(5,972)	\$(5,972)	\$(5,972)
R4772.R295	FED AID AGING PROGRM - RSVP	\$(53,861)	\$(55,361)	\$(55,361)	\$(55,361)
Total: Federal Aid		\$(53,861)	\$(55,361)	\$(55,361)	\$(55,361)
	Total Budgetary Revenues for A-7610-89	\$(67,429)	\$(69,333)	\$(69,333)	\$(69,333)
	COUNTY SHARE	\$180,947	\$187,065	\$186,667	\$186,667

Adult Care Center

Mission Statement

The mission of the Sullivan County Adult Care Center is to provide necessary long term care services to County residents who can no longer stay in the community.

	2014 Amended	2015 Adopted
Budgetary Appropriations		
Personal Services	\$7,014,856	\$6,858,035
Equipment	\$75,950	\$90,000
Contract Services	\$5,208,547	\$5,288,111
Debt Service	\$20,150	\$26,360
Employee Benefits	\$4,761,329	\$4,624,421
Total Budgetary Appropriations	\$17,080,832	\$16,886,927
Budgetary Revenues		
Departmental Revenue	\$15,931,065	\$16,812,522
State Aid	\$0	\$0
Federal Aid	\$0	\$0
Interfund Transfer General	\$1,149,767	\$74,405
Total Budgetary Revenues	\$17,080,832	\$16,886,927
 County Share	 \$0	 \$0
 Positions	 178	 180

County Share of the Adult Care Center is \$2,184,984 (General Fund Transfer of \$74,405 plus a \$2,110,579 match to draw down the IGT payment)

EI-4989-98 POST EMPLOYMENT BENEFITS

	<u>2014 Amended</u>	<u>2015 Adopted</u>
Budgetary Appropriations		
Employee Benefits	\$280,615	\$288,000
Total Budgetary Appropriations	<u>\$280,615</u>	<u>\$288,000</u>
County Share	<u>\$280,615</u>	<u>\$288,000</u>

EI-6020-60 ACC - NURSING ADMINISTRATION

	<u>2014 Amended</u>	<u>2015 Adopted</u>
Budgetary Appropriations		
Personal Services	\$134,471	\$135,984
Equipment	\$0	\$0
Contract Services	\$400	\$500
Employee Benefits	\$76,675	\$71,652
Total Budgetary Appropriations	<u>\$211,546</u>	<u>\$208,136</u>
County Share	<u>\$211,546</u>	<u>\$208,136</u>
Positions	2	2

EI-6020-61 ACC - INSERVICE TRAINING

	<u>2014 Amended</u>	<u>2015 Adopted</u>
Budgetary Appropriations		
Personal Services	\$59,403	\$59,674
Contract Services	\$960	\$1,960
Employee Benefits	\$32,545	\$34,662
Total Budgetary Appropriations	<u>\$92,908</u>	<u>\$96,296</u>
County Share	<u>\$92,908</u>	<u>\$96,296</u>
Positions	1	1

EI-6020-62 ACC - NURSING

	<u>2014 Amended</u>	<u>2015 Adopted</u>
Budgetary Appropriations		
Personal Services	\$4,426,033	\$4,331,292
Equipment	\$35,450	\$90,000
Contract Services	\$162,485	\$201,085
Employee Benefits	\$2,714,787	\$2,598,451
Total Budgetary Appropriations	<u>\$7,338,755</u>	<u>\$7,220,828</u>
Budgetary Revenues		
Departmental Revenue	\$12,635,186	\$11,898,613
Total Budgetary Revenues	<u>\$12,635,186</u>	<u>\$11,898,613</u>
County Share	<u>\$(5,296,431)</u>	<u>\$(4,677,785)</u>
Positions	112	114

EI-6020-63 ACC - ADULT DAY CARE

	<u>2014 Amended</u>	<u>2015 Adopted</u>
Budgetary Appropriations		
Personal Services	\$138,668	\$141,000
Equipment	\$0	\$0
Contract Services	\$9,451	\$9,110
Employee Benefits	\$83,834	\$100,486
Total Budgetary Appropriations	<u>\$231,953</u>	<u>\$250,596</u>
Budgetary Revenues		
Departmental Revenue	\$424,371	\$377,219
Total Budgetary Revenues	<u>\$424,371</u>	<u>\$377,219</u>
County Share	<u>\$(192,418)</u>	<u>\$(126,623)</u>
Positions	3	3

EI-6020-64 ACC - CENTRAL MEDICAL SUPPLY

	<u>2014 Amended</u>	<u>2015 Adopted</u>
Budgetary Appropriations		
Personal Services	\$63,484	\$62,779
Equipment	\$0	\$0
Contract Services	\$167,050	\$167,250
Employee Benefits	\$46,903	\$49,458
Total Budgetary Appropriations	<u>\$277,437</u>	<u>\$279,487</u>
County Share	<u>\$277,437</u>	<u>\$279,487</u>
Positions	2	2

EI-6020-65 ACC - ACTIVITIES

	<u>2014 Amended</u>	<u>2015 Adopted</u>
Budgetary Appropriations		
Personal Services	\$196,689	\$192,754
Equipment	\$0	\$0
Contract Services	\$8,075	\$8,400
Employee Benefits	\$139,276	\$144,713
Total Budgetary Appropriations	<u>\$344,040</u>	<u>\$345,867</u>
County Share	<u>\$344,040</u>	<u>\$345,867</u>
Positions	6	6

EI-6020-66 ACC - PHARMACY

	<u>2014 Amended</u>	<u>2015 Adopted</u>
Budgetary Appropriations		
Contract Services	\$185,500	\$185,500
Total Budgetary Appropriations	<u>\$185,500</u>	<u>\$185,500</u>
County Share	<u>\$185,500</u>	<u>\$185,500</u>

EI-6020-67 ACC - DENTAL SERVICES

	<u>2014 Amended</u>	<u>2015 Adopted</u>
Budgetary Appropriations		
Contract Services	\$42,100	\$47,100
Total Budgetary Appropriations	\$42,100	\$47,100
County Share	\$42,100	\$47,100

EI-6020-68 ACC - PHYSICAL THERAPY

	<u>2014 Amended</u>	<u>2015 Adopted</u>
Budgetary Appropriations		
Personal Services	\$67,139	\$67,139
Equipment	\$0	\$0
Contract Services	\$201,650	\$212,075
Employee Benefits	\$40,117	\$42,137
Total Budgetary Appropriations	<u>\$308,906</u>	<u>\$321,351</u>
County Share	<u>\$308,906</u>	<u>\$321,351</u>
Positions	1	1

EI-6020-69 ACC - OCCUPATIONAL THERAPY

	<u>2014 Amended</u>	<u>2015 Adopted</u>
Budgetary Appropriations		
Personal Services	\$0	\$0
Contract Services	\$112,250	\$112,250
Employee Benefits	\$0	\$0
Total Budgetary Appropriations	<u>\$112,250</u>	<u>\$112,250</u>
County Share	<u>\$112,250</u>	<u>\$112,250</u>

EI-6020-70 ACC - SPEECH THERAPY

	<u>2014 Amended</u>	<u>2015 Adopted</u>
Budgetary Appropriations		
Personal Services	\$0	\$0
Contract Services	\$70,000	\$70,000
Total Budgetary Appropriations	<u>\$70,000</u>	<u>\$70,000</u>
County Share	<u>\$70,000</u>	<u>\$70,000</u>

EI-6020-71 ACC - SOCIAL SERVICES

	<u>2014 Amended</u>	<u>2015 Adopted</u>
Budgetary Appropriations		
Personal Services	\$121,230	\$129,137
Contract Services	\$0	\$300
Employee Benefits	\$88,178	\$83,788
Total Budgetary Appropriations	<u>\$209,408</u>	<u>\$213,225</u>
County Share	<u>\$209,408</u>	<u>\$213,225</u>
Positions	3	3

EI-6020-72 ACC - MEDICAL RECORDS

	<u>2014 Amended</u>	<u>2015 Adopted</u>
Budgetary Appropriations		
Personal Services	\$0	\$0
Contract Services	\$1,700	\$1,700
Employee Benefits	\$0	\$0
Total Budgetary Appropriations	<u>\$1,700</u>	<u>\$1,700</u>
County Share	<u>\$1,700</u>	<u>\$1,700</u>

EI-6020-73 ACC - MEDICAL DIRECTOR

	<u>2014 Amended</u>	<u>2015 Adopted</u>
Budgetary Appropriations		
Contract Services	\$24,000	\$24,000
Total Budgetary Appropriations	<u>\$24,000</u>	<u>\$24,000</u>
County Share	<u>\$24,000</u>	<u>\$24,000</u>

EI-6020-74 ACC - DIETARY SERVICES - SUPV

	<u>2014 Amended</u>	<u>2015 Adopted</u>
Budgetary Appropriations		
Personal Services	\$145,575	\$145,012
Contract Services	\$1,150	\$1,063
Employee Benefits	\$78,997	\$83,224
Total Budgetary Appropriations	<u>\$225,722</u>	<u>\$229,299</u>
County Share	<u>\$225,722</u>	<u>\$229,299</u>
Positions	3	3

EI-6020-75 ACC - DIETARY SERVICES

	<u>2014 Amended</u>	<u>2015 Adopted</u>
Budgetary Appropriations		
Personal Services	\$760,347	\$733,940
Equipment	\$40,500	\$0
Contract Services	\$582,160	\$611,273
Employee Benefits	\$531,299	\$529,230
Total Budgetary Appropriations	<u>\$1,914,306</u>	<u>\$1,874,443</u>
County Share	<u>\$1,914,306</u>	<u>\$1,874,443</u>
Positions	22	22

EI-6020-76 ACC - MEALS ON WHEELS

	<u>2014 Amended</u>	<u>2015 Adopted</u>
Budgetary Appropriations		
Personal Services	\$80,158	\$79,546
Contract Services	\$196,350	\$196,550
Employee Benefits	\$52,804	\$55,469
Total Budgetary Appropriations	<u>\$329,312</u>	<u>\$331,565</u>
Budgetary Revenues		
Departmental Revenue	\$309,535	\$309,533
Total Budgetary Revenues	<u>\$309,535</u>	<u>\$309,533</u>
County Share	<u>\$19,777</u>	<u>\$22,032</u>
Positions	2	2

EI-6020-77 ACC - OPERATION & MAINTENANCE

	<u>2014 Amended</u>	<u>2015 Adopted</u>
Budgetary Appropriations		
Personal Services	\$140,910	\$145,206
Equipment	\$0	\$0
Contract Services	\$1,694,359	\$1,694,576
Employee Benefits	\$78,445	\$95,867
Total Budgetary Appropriations	<u>\$1,913,714</u>	<u>\$1,935,649</u>
County Share	<u>\$1,913,714</u>	<u>\$1,935,649</u>
Positions	6	6

EI-6020-78 ACC - LAUNDRY & LINEN

	<u>2014 Amended</u>	<u>2015 Adopted</u>
Budgetary Appropriations		
Personal Services	\$114,578	\$111,934
Equipment	\$0	\$0
Contract Services	\$248,430	\$248,790
Employee Benefits	\$69,488	\$73,433
Total Budgetary Appropriations	<u>\$432,496</u>	<u>\$434,157</u>
County Share	<u>\$432,496</u>	<u>\$434,157</u>
Positions	4	4

EI-6020-79 ACC - FISCAL SERVICES

	<u>2014 Amended</u>	<u>2015 Adopted</u>
Budgetary Appropriations		
Personal Services	\$60,750	\$60,700
Contract Services	\$22,300	\$22,300
Employee Benefits	\$35,763	\$19,337
Total Budgetary Appropriations	<u>\$118,813</u>	<u>\$102,337</u>
County Share	<u>\$118,813</u>	<u>\$102,337</u>
Positions	1	1

EI-6020-80 ACC - GENERAL ACCOUNTING

	<u>2014 Amended</u>	<u>2015 Adopted</u>
Budgetary Appropriations		
Personal Services	\$188,912	\$138,829
Equipment	\$0	\$0
Contract Services	\$24,335	\$26,850
Employee Benefits	\$136,822	\$107,474
Total Budgetary Appropriations	<u>\$350,069</u>	<u>\$273,153</u>
County Share	<u>\$350,069</u>	<u>\$273,153</u>
Positions	2	2

EI-6020-81 ACC - ADMINISTRATIVE OFFICES

	<u>2014 Amended</u>	<u>2015 Adopted</u>
Budgetary Appropriations		
Personal Services	\$316,509	\$323,109
Equipment	\$0	\$0
Contract Services	\$1,453,842	\$1,445,479
Debt Service	\$0	\$0
Employee Benefits	\$274,781	\$247,040
Total Budgetary Appropriations	<u>\$2,045,132</u>	<u>\$2,015,628</u>
Budgetary Revenues		
Departmental Revenue	\$2,561,973	\$4,227,157
State Aid	\$0	\$0
Federal Aid	\$0	\$0
Interfund Transfer General	\$1,149,767	\$74,405
Total Budgetary Revenues	<u>\$3,711,740</u>	<u>\$4,301,562</u>
County Share	<u>\$(1,666,608)</u>	<u>\$(2,285,934)</u>
Positions	8	8

EI-9710 SERIAL BONDS

	<u>2014 Amended</u>	<u>2015 Adopted</u>
Budgetary Appropriations		
Debt Service	\$20,150	\$26,360
Total Budgetary Appropriations	<u>\$20,150</u>	<u>\$26,360</u>
County Share	<u>\$20,150</u>	<u>\$26,360</u>

EI6020 ADULT CARE CENTER

The Sullivan County Adult Care Center provides residential services for up to 160 individuals who require either long-term care or short-term rehabilitative services. The ACC strives to assure that the residents are able to maintain the highest quality of life as well as the greatest degree of independence through individualized care plans. An Adult Day Health Program is provided for those people who can remain safely at home with the support of the program and its coordination with other community health care services. Daily meals are prepared for the Office for the Aging Meals-on-Wheels program.

The Adult Care Center receives funding by billing Medicare, Medicaid, Private Insurance, and private payees for services rendered. There is a County subsidy associated with providing the services of the nursing home which varies from year to year. Several variables affect this subsidy, including the number of beds filled as well as the source of payment (i.e.: private insurance will cover a greater share of the actual cost of care as opposed to Medicaid). In 2013 the actual County cost of the facility is projected at \$553,760.

The Adult Care Center is a non-mandated service; however, as the County chooses to own and operate the facility, all operations are strictly regulated by the NYS Department of Health.

Program Areas and Services

Nursing

Actual County Cost of Program/Activity 2013: \$585,653

Service Provided by Program: Comprised of registered nurses, licensed practical nurses, and certified nurse's aides as well as domestic aides; maintain the residents' personal space by making beds, providing residents with personal care items and accompanying them on medical appointments as needed; provide direct care to the residents, including feeding, bathing, dressing, socialization, etc.; assess patient care needs and implement care plans to address these needs; coordinate care plans with clinical departments; delegate assignments to, and supervise, direct care staff; administer medication and treatments, and provide assistance with all activities of daily living; interact with the residents and their family members in order to educate them as well as provide support.

Population Served by Program: Individuals age 16 and above; however, the majority of residents are elderly. The residents require either short term sub-acute care, including, intensive therapy and/or long term care.

Dietary

Actual County Cost of Program/Activity 2013: \$194,692

Service Provided by Program: Includes the dietician, dietetic supervisor, cooks, and food service workers; plans, directs, and oversees the dietary/food service program; assesses the nutritional needs of the residents/registrants of the facility and the ADHP; plans diets based on the physical and medical needs of each individual.

Population Served by Program: Individuals age 16 and above. The majority residents are geriatric patients but services are provided to those who are younger who are either disabled or who require restorative services in order to return safely to the community.

Nursing Administration

Actual County Cost of Program/Activity 2013: \$19,749

Service Provided by Program: Director of Nursing & Assistant Director of Nursing direct all phases of the nursing services; work with the Administrator & Department Heads to establish policies/procedures to insure that competent care is being provided; supervise & evaluate the nursing staff; plan & direct in-service training, including the orientation of new staff; assists in keeping & reviewing records/reports required by licensing & payer agencies; assures that staffing is adequate to meet the needs of the facility; participates in ordering necessary medical/clinical supplies needed for resident care.

Population Served by Program: Individuals age 16 and above. The majority residents are geriatric patients but services are provided to those who are younger who are either disabled or who require restorative services in order to return safely to the community.

Activities

Actual County Cost of Program/Activity 2013: \$32,185

Service Provided by Program: Plans, directs, & provides a diversified program of activities geared to interests and needs, as well as physical, mental, & psychosocial well-being of the residents; develops, maintains & reviews care plans.

Population Served by Program: Individuals age 16 and above. The majority residents are geriatric patients but services are provided to those who are younger who are either disabled or who require restorative services in order to return safely to the community.

Social Services

Actual County Cost of Program/Activity 2013: \$13,520

Service Provided by Program: Social Worker & case workers participate in the intake/screening of new residents; participate in addressing individual, group, & family needs residents; develop care plans for residents' emotional, mental, & physical needs; work with community agencies to initiate safe discharges from the facility; coordinate/participate in resident council & address concerns.

Population Served by Program: Individuals age 16 and above. The majority residents are geriatric patients but services are provided to those who are younger who are either disabled or who require restorative services in order to return safely to the community.

Watchperson/Operations & Maintenance

Actual County Cost of Program/Activity 2013: \$180,478

Service Provided by Program: Patrols building/making rounds; monitors visitors; monitors residents while in the lobby and/or on the patio; monitor residents who need to be supervised while smoking; transport specimen to the lab at CRMC as needed; participate in fire drills/emergencies by announcing location of incident and communicating with fire dept./police/etc.

Population Served by Program: Individuals age 16 and above. The majority residents are geriatric patients but services are provided to those who are younger who are either disabled or who require restorative services in order to return safely to the community.

Central Supply/Laundry

Actual County Cost of Program/Activity 2013: \$60,984

Service Provided by Program: Order and distribute supplies; monitoring inventory; assist in recording of supply charges against various departments; supervision of laundry workers; washing, drying, and folding resident personal clothing; return clothing to resident rooms/distributing sheets, blankets, pillows, etc.; label personal clothing items for all residents; maintains record of items brought in upon admission and received during stay.

Population Served by Program: Individuals age 16 and above. The majority residents are geriatric patients but services are provided to those who are younger who are either disabled or who require restorative services in order to return safely to the community.

Adult Day Health Care Program

Actual County Cost of Program/Activity 2013: \$22,750

Service Provided by Program: RN Coordinator supervises LPN & CAN; assures that high standards of care are maintained that meet all CMS, DOH regulations & guidelines; provides supervision of nursing services provided to registrants; monitor medication regimens; schedules MD appointments as necessary; interviews potential admissions & completes necessary documentation when they are admitted to the program; schedule regular care plan meetings with the registrant and/or family; communicate with other community agencies who are involved in meeting the individual needs of the registrants; CNA facilitates activities for the registrants and, with assistance from the nurses, provides personal care to registrants as needed; lunch and snacks are provided to the registrants as part of the daily schedule.

Population Served by Program: Individuals age 16 and above. The majority residents are geriatric patients but services are provided to those who are younger who are either disabled or who require restorative services in order to return safely to the community.

Fiscal/General Accounting

Actual County Cost of Program/Activity 2013: \$40,247

Service Provided by Program: Develop, oversee, and audit fiscal policies; perform accounting, auditing, budget maintenance, and other fiscal related duties; prepare and present reports with respect to the facility's operations and budget; conducts cost analysis; maintain an accounts receivable system involving resident billing; maintain system of records on employee payroll; process, sort, and index bills and receipts and maintain resident personal needs accounts; work closely with other departments and vendors to obtain supplies and services; participate in paperwork necessary to for bid specifications.

Population Served by Program: Individuals age 16 and above. The majority residents are geriatric patients but services are provided to those who are younger who are either disabled or who require restorative services in order to return safely to the community.

Administration

Actual County Cost of Program/Activity 2013: \$149,848

Service Provided by Program: Includes the Administrator and the Administrative Secretary; Administrator is a mandated position by CMS/DOH and responsibilities include planning, organizing, directing, managing, and implementing all facets of the nursing home; decisions regarding operations, programming, employment, & integration of services; participate in the preparation of the annual budget and the maintenance of supporting records; periodically inspects the building, equipment, and service areas and directs repairs as needed; works closely with department heads to assure that CMS/DOH regulations and guidelines are being met; The Administrative Secretary coordinates communication between departments and processes record keeping to ensure efficiency. Supervises the maintenance of timekeeping and payroll functions; assists in providing general orientation to new staff. Completes assignments delegated by the Administrator which includes communication with staff and other agencies, acting as a liaison for same, and providing direction to other clerical staff.

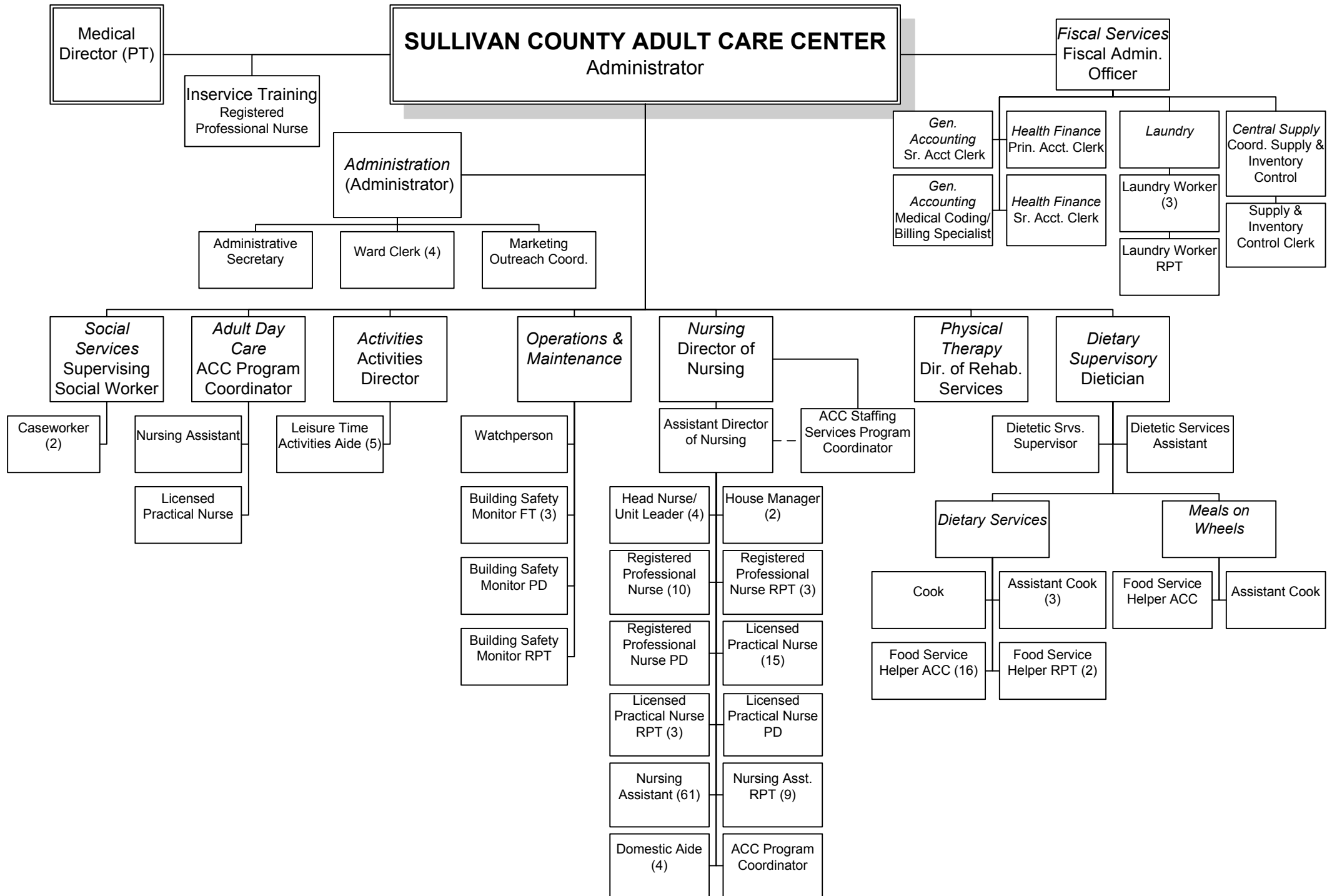
Population Served by Program: Individuals age 16 and above. The majority residents are geriatric patients but services are provided to those who are younger who are either disabled or who require restorative services in order to return safely to the community.

Therapy

Actual County Cost of Program/Activity 2013: \$0

Service Provided by Program: Includes Prime Rehab's contract with the facility which covers physical, occupational, and speech therapy.

Population Served by Program: Individuals age 16 and above. The majority residents are geriatric patients but services are provided to those who are younger who are either disabled or who require restorative services in order to return safely to the community.



Adult Care Center

ACC - NURSING ADMINISTRATION

Personal Services:	AMENDED	REQUESTED	RECOMMENDED	ADOPTED
	2014	2015	2015	2015
ASST DIR NURSING SVS	1	1	1	1
DIR NURSING SVS	1	1	1	1
	<u>2</u>	<u>2</u>	<u>2</u>	<u>2</u>

2015 BUDGET SALARIES BY DEPARTMENT

POSITION NUMBER	POSITION DESCRIPTION	2014 BUDGET AMENDED	2015 BUDGET REQUESTED	2015 BUDGET RECOMMENDED	2015 BUDGET ADOPTED
EI-6020-60	ACC - NURSING ADMINISTRATION				
66	DIR NURSING SVS	\$71,271	\$71,984	\$71,984	\$71,984
2898	ASST DIR NURSING SVS	\$60,000	\$60,600	\$60,600	\$60,600

Adult Care Center

ACC - INSERVICE TRAINING

Personal Services:	AMENDED	REQUESTED	RECOMMENDED	ADOPTED
	2014	2015	2015	2015
ACC PROGRAM COORDINATOR	0	1	0	0
REGISTERED PROF NURSE	1	0	1	1
	<u>1</u>	<u>1</u>	<u>1</u>	<u>1</u>

2015 BUDGET SALARIES BY DEPARTMENT

POSITION NUMBER	POSITION DESCRIPTION	2014 BUDGET AMENDED	2015 BUDGET REQUESTED	2015 BUDGET RECOMMENDED	2015 BUDGET ADOPTED
EI-6020-61	ACC - INSERVICE TRAINING				
	ACC PROGRAM COORDINATOR	\$0	\$57,994	\$0	\$0
2660	REGISTERED PROF NURSE	\$52,073	\$0	\$52,594	\$52,594

Adult Care Center

ACC - NURSING

Personal Services:	AMENDED	REQUESTED	RECOMMENDED	ADOPTED
	2014	2015	2015	2015
ADULT CARE CTR PROGRAM COORD	1	1	1	1
DOMESTIC AIDE	4	4	4	4
HEAD NURSE/UNIT LEADER	4	4	4	4
HOUSE MANAGER	2	2	2	2
LICENSED PRACTICAL NURSE	15	15	15	15
LICENSED PRACTICAL NURSE PD	0	1	1	1
LICENSED PRACTICAL NURSE RPT	3	3	3	3
NURSING ASSISTANT	2	2	2	2
NURSING ASST	58	58	58	58
NURSING ASST	1	1	1	1
NURSING ASST RPT	9	9	9	9
REGISTERED PROF NURSE	1	1	1	1
REGISTERED PROF NURSE PD	1	1	1	1
REGISTERED PROF NURSE RPT	2	3	3	3
REGISTERED PROFESSIONAL NURSE	9	9	9	9
	112	114	114	114

2015 BUDGET SALARIES BY DEPARTMENT

POSITION NUMBER	POSITION DESCRIPTION	2014 BUDGET AMENDED	2015 BUDGET REQUESTED	2015 BUDGET RECOMMENDED	2015 BUDGET ADOPTED
EI-6020-62	ACC - NURSING				
	REGISTERED PROF NURSE RPT	\$0	\$26,297	\$26,297	\$26,297
	LICENSED PRACTICAL NURSE PD	\$0	\$8,722	\$8,722	\$8,722
154	NURSING ASST	\$29,676	\$29,973	\$29,973	\$29,973
177	HEAD NURSE/UNIT LEADER	\$57,420	\$57,994	\$57,994	\$57,994
188	NURSING ASST	\$25,373	\$26,975	\$26,975	\$26,975
218	NURSING ASST	\$29,676	\$29,973	\$29,973	\$29,973
254	LICENSED PRACTICAL NURSE	\$34,532	\$34,878	\$34,878	\$34,878
273	NURSING ASST	\$29,676	\$29,973	\$29,973	\$29,973
280	NURSING ASST	\$29,676	\$29,973	\$29,973	\$29,973
301	LICENSED PRACTICAL NURSE	\$34,544	\$34,889	\$34,889	\$34,889
398	HOUSE MANAGER	\$55,641	\$56,197	\$56,197	\$56,197
427	NURSING ASST	\$29,676	\$29,973	\$29,973	\$29,973
434	NURSING ASST	\$29,676	\$29,973	\$29,973	\$29,973
442	NURSING ASST	\$25,373	\$29,973	\$29,973	\$29,973
488	HEAD NURSE/UNIT LEADER	\$57,420	\$57,994	\$57,994	\$57,994
503	NURSING ASST	\$33,883	\$34,222	\$34,222	\$34,222
506	NURSING ASST	\$25,373	\$29,973	\$29,973	\$29,973
608	REGISTERED PROFESSIONAL NURSE	\$52,073	\$52,594	\$52,594	\$52,594
625	NURSING ASST	\$29,676	\$29,973	\$29,973	\$29,973
638	NURSING ASST	\$29,676	\$29,973	\$29,973	\$29,973 ₅₈₈

2015 BUDGET SALARIES BY DEPARTMENT

POSITION NUMBER	POSITION DESCRIPTION	2014 BUDGET AMENDED	2015 BUDGET REQUESTED	2015 BUDGET RECOMMENDED	2015 BUDGET ADOPTED
EI-6020-62	ACC - NURSING				
736	NURSING ASST	\$29,676	\$29,973	\$29,973	\$29,973
778	LICENSED PRACTICAL NURSE	\$34,544	\$34,889	\$34,889	\$34,889
802	REGISTERED PROF NURSE RPT	\$26,037	\$26,297	\$26,297	\$26,297
897	NURSING ASST	\$32,011	\$32,331	\$32,331	\$32,331
901	REGISTERED PROFESSIONAL NURSE	\$52,073	\$52,594	\$52,594	\$52,594
923	NURSING ASST	\$25,373	\$25,627	\$25,627	\$25,627
925	NURSING ASST	\$33,719	\$34,056	\$34,056	\$34,056
932	NURSING ASST	\$33,719	\$34,056	\$34,056	\$34,056
965	NURSING ASST	\$29,676	\$29,973	\$29,973	\$29,973
971	LICENSED PRACTICAL NURSE	\$34,544	\$34,889	\$34,889	\$34,889
1039	LICENSED PRACTICAL NURSE	\$34,544	\$34,889	\$34,889	\$34,889
1067	NURSING ASST	\$29,676	\$29,973	\$29,973	\$29,973
1068	ADULT CARE CTR PROGRAM COORD	\$57,420	\$57,994	\$57,994	\$57,994
1078	NURSING ASST	\$26,708	\$26,975	\$26,975	\$26,975
1079	HEAD NURSE/UNIT LEADER	\$57,420	\$57,994	\$57,994	\$57,994
1096	LICENSED PRACTICAL NURSE	\$34,544	\$34,889	\$34,889	\$34,889
1098	REGISTERED PROFESSIONAL NURSE	\$52,073	\$52,594	\$52,594	\$52,594
1099	NURSING ASST	\$32,011	\$32,331	\$32,331	\$32,331
1100	NURSING ASST	\$26,708	\$26,975	\$26,975	\$26,975
1104	NURSING ASST	\$29,676	\$29,973	\$29,973	\$29,973
1107	NURSING ASST	\$29,676	\$29,973	\$29,973	\$29,973
1108	NURSING ASST	\$32,011	\$32,331	\$32,331	\$32,331
1114	NURSING ASST	\$32,011	\$32,331	\$32,331	\$32,331
1116	NURSING ASST	\$25,373	\$25,627	\$25,627	\$25,627
1117	NURSING ASST	\$29,676	\$29,973	\$29,973	\$29,973
1120	LICENSED PRACTICAL NURSE	\$34,544	\$34,889	\$34,889	\$34,889
1122	NURSING ASST	\$29,676	\$29,973	\$29,973	\$29,973
1132	NURSING ASST	\$29,676	\$29,973	\$29,973	\$29,973
1134	NURSING ASST	\$29,676	\$29,973	\$29,973	\$29,973
1141	NURSING ASSISTANT	\$29,676	\$29,973	\$29,973	\$29,973
1142	NURSING ASST	\$29,676	\$29,973	\$29,973	\$29,973
1143	NURSING ASST	\$26,708	\$26,975	\$26,975	\$26,975
1151	NURSING ASST	\$29,676	\$29,973	\$29,973	\$29,973
1152	NURSING ASST	\$29,676	\$29,973	\$29,973	\$29,973
1155	NURSING ASST	\$26,708	\$26,975	\$26,975	\$26,975
1158	NURSING ASST	\$26,708	\$26,975	\$26,975	\$26,975
1160	NURSING ASST RPT	\$14,838	\$14,985	\$14,985	\$14,985
1197	NURSING ASST	\$26,708	\$29,973	\$29,973	\$29,973
1200	NURSING ASST	\$29,676	\$29,973	\$29,973	\$29,973
1206	NURSING ASST	\$29,676	\$29,973	\$29,973	\$29,973
1208	NURSING ASST	\$29,676	\$29,973	\$29,973	\$29,973

2015 BUDGET SALARIES BY DEPARTMENT

POSITION NUMBER	POSITION DESCRIPTION	2014 BUDGET AMENDED	2015 BUDGET REQUESTED	2015 BUDGET RECOMMENDED	2015 BUDGET ADOPTED
EI-6020-62	ACC - NURSING				
1209	NURSING ASST	\$25,373	\$25,627	\$25,627	\$25,627
1222	NURSING ASST RPT	\$14,838	\$14,985	\$14,985	\$14,985
1230	LICENSED PRACTICAL NURSE	\$31,090	\$31,401	\$31,401	\$31,401
1233	NURSING ASST	\$29,676	\$29,973	\$29,973	\$29,973
1235	NURSING ASST	\$29,676	\$29,973	\$29,973	\$29,973
1237	NURSING ASST	\$25,373	\$25,627	\$25,627	\$25,627
1240	NURSING ASST	\$26,708	\$26,975	\$26,975	\$26,975
1242	NURSING ASST	\$31,796	\$32,114	\$32,114	\$32,114
1245	NURSING ASST	\$25,373	\$25,627	\$25,627	\$25,627
1246	NURSING ASST	\$29,676	\$29,973	\$29,973	\$29,973
1250	NURSING ASST	\$29,676	\$29,973	\$29,973	\$29,973
1254	NURSING ASST	\$33,387	\$33,721	\$33,721	\$33,721
1257	NURSING ASST	\$33,387	\$33,721	\$33,721	\$33,721
1259	REGISTERED PROFESSIONAL NURSE	\$52,073	\$52,594	\$52,594	\$52,594
1262	NURSING ASST	\$29,676	\$29,973	\$29,973	\$29,973
1263	NURSING ASST	\$29,676	\$29,973	\$29,973	\$29,973
1296	HEAD NURSE/UNIT LEADER	\$57,420	\$57,994	\$57,994	\$57,994
1690	NURSING ASST	\$29,676	\$29,973	\$29,973	\$29,973
1714	NURSING ASST RPT	\$14,838	\$14,985	\$14,985	\$14,985
1760	HOUSE MANAGER	\$55,641	\$56,197	\$56,197	\$56,197
1784	NURSING ASST RPT	\$14,838	\$14,985	\$14,985	\$14,985
1795	NURSING ASST RPT	\$14,838	\$14,985	\$14,985	\$14,985
1796	NURSING ASST RPT	\$14,838	\$14,985	\$14,985	\$14,985
1798	NURSING ASST RPT	\$14,838	\$14,985	\$14,985	\$14,985
1799	NURSING ASST RPT	\$14,838	\$14,985	\$14,985	\$14,985
1801	NURSING ASST RPT	\$14,838	\$14,985	\$14,985	\$14,985
1810	LICENSED PRACTICAL NURSE RPT	\$15,545	\$15,700	\$15,700	\$15,700
1823	LICENSED PRACTICAL NURSE	\$29,536	\$29,831	\$29,831	\$29,831
1824	LICENSED PRACTICAL NURSE	\$34,544	\$34,889	\$34,889	\$34,889
1825	REGISTERED PROFESSIONAL NURSE	\$52,073	\$52,594	\$52,594	\$52,594
1826	LICENSED PRACTICAL NURSE	\$34,544	\$34,889	\$34,889	\$34,889
1827	LICENSED PRACTICAL NURSE	\$36,342	\$36,706	\$36,706	\$36,706
1917	REGISTERED PROF NURSE RPT	\$26,037	\$26,297	\$26,297	\$26,297
1921	NURSING ASST	\$29,676	\$29,973	\$29,973	\$29,973
1922	NURSING ASST	\$29,676	\$29,973	\$29,973	\$29,973
2151	DOMESTIC AIDE	\$21,334	\$22,457	\$22,457	\$22,457
2152	DOMESTIC AIDE	\$27,270	\$27,543	\$27,543	\$27,543
2153	DOMESTIC AIDE	\$24,951	\$25,201	\$25,201	\$25,201
2154	DOMESTIC AIDE	\$26,116	\$24,951	\$24,951	\$24,951
2159	NURSING ASST	\$29,676	\$29,973	\$29,973	\$29,973
2160	NURSING ASST	\$29,676	\$29,973	\$29,973	\$29,973

2015 BUDGET SALARIES BY DEPARTMENT

POSITION NUMBER	POSITION DESCRIPTION	2014 BUDGET AMENDED	2015 BUDGET REQUESTED	2015 BUDGET RECOMMENDED	2015 BUDGET ADOPTED
EI-6020-62	ACC - NURSING				
2190	LICENSED PRACTICAL NURSE	\$34,673	\$35,020	\$35,020	\$35,020
2193	LICENSED PRACTICAL NURSE RPT	\$15,545	\$15,700	\$15,700	\$15,700
2194	LICENSED PRACTICAL NURSE RPT	\$15,545	\$15,700	\$15,700	\$15,700
2273	REGISTERED PROF NURSE PD	\$15,545	\$40,000	\$40,000	\$40,000
2339	REGISTERED PROFESSIONAL NURSE	\$52,073	\$52,594	\$52,594	\$52,594
2340	REGISTERED PROFESSIONAL NURSE	\$52,073	\$52,594	\$52,594	\$52,594
2342	REGISTERED PROF NURSE	\$52,073	\$52,594	\$52,594	\$52,594
2343	REGISTERED PROFESSIONAL NURSE	\$52,073	\$52,594	\$52,594	\$52,594
2345	LICENSED PRACTICAL NURSE	\$34,544	\$34,889	\$34,889	\$34,889
2346	LICENSED PRACTICAL NURSE	\$34,544	\$34,889	\$34,889	\$34,889
2391	NURSING ASSISTANT	\$29,676	\$29,973	\$29,973	\$29,973
2568	REGISTERED PROFESSIONAL NURSE	\$52,073	\$52,594	\$52,594	\$52,594

Adult Care Center

ACC - ADULT DAY CARE

Personal Services:	AMENDED	REQUESTED	RECOMMENDED	ADOPTED
	2014	2015	2015	2015
ACC PROGRAM COORDINATOR	1	1	1	1
LICENSED PRACTICAL NURSE	1	1	1	1
NURSING ASST	1	1	1	1
	<hr/>	<hr/>	<hr/>	<hr/>
	3	3	3	3

2015 BUDGET SALARIES BY DEPARTMENT

POSITION NUMBER	POSITION DESCRIPTION	2014 BUDGET AMENDED	2015 BUDGET REQUESTED	2015 BUDGET RECOMMENDED	2015 BUDGET ADOPTED
EI-6020-63	ACC - ADULT DAY CARE				
436	ACC PROGRAM COORDINATOR	\$57,420	\$57,994	\$57,994	\$57,994
2163	NURSING ASST	\$32,454	\$32,779	\$32,779	\$32,779
2266	LICENSED PRACTICAL NURSE	\$34,544	\$34,889	\$34,889	\$34,889

Adult Care Center

ACC - CENTRAL MEDICAL SUPPLY

Personal Services:	AMENDED	REQUESTED	RECOMMENDED	ADOPTED
	2014	2015	2015	2015
COORD SUPPLY & INVENTORY CONTR	1	1	1	1
SUPPLY & INVENT CONTROL CLERK	1	1	1	1
	<u>2</u>	<u>2</u>	<u>2</u>	<u>2</u>

2015 BUDGET SALARIES BY DEPARTMENT

POSITION NUMBER	POSITION DESCRIPTION	2014 BUDGET AMENDED	2015 BUDGET REQUESTED	2015 BUDGET RECOMMENDED	2015 BUDGET ADOPTED
EI-6020-64	ACC - CENTRAL MEDICAL SUPPLY				
1055	COORD SUPPLY & INVENTORY CONTR	\$32,203	\$32,525	\$32,525	\$32,525
2280	SUPPLY & INVENT CONTROL CLERK	\$27,281	\$27,554	\$27,554	\$27,554

Adult Care Center

ACC - ACTIVITIES

Personal Services:	AMENDED	REQUESTED	RECOMMENDED	ADOPTED
	2014	2015	2015	2015
ACTIVITIES DIRECTOR	1	1	1	1
LEISURE TIME ACTIVITIES AIDE	5	5	5	5
	<hr/>	<hr/>	<hr/>	<hr/>
	6	6	6	6

2015 BUDGET SALARIES BY DEPARTMENT

POSITION	POSITION	2014 BUDGET	2015 BUDGET	2015 BUDGET	2015 BUDGET
NUMBER	DESCRIPTION	AMENDED	REQUESTED	RECOMMENDED	ADOPTED
EI-6020-65	ACC - ACTIVITIES				
242	ACTIVITIES DIRECTOR	\$36,707	\$37,074	\$37,074	\$37,074
650	LEISURE TIME ACTIVITIES AIDE	\$27,281	\$27,554	\$27,554	\$27,554
787	LEISURE TIME ACTIVITIES AIDE	\$31,066	\$31,377	\$31,377	\$31,377
1131	LEISURE TIME ACTIVITIES AIDE	\$27,281	\$27,554	\$27,554	\$27,554
1334	LEISURE TIME ACTIVITIES AIDE	\$24,553	\$24,799	\$24,799	\$24,799
2392	LEISURE TIME ACTIVITIES AIDE	\$29,451	\$29,746	\$29,746	\$29,746

Adult Care Center

ACC - PHYSICAL THERAPY

Personal Services: DIR REHABILITATION SVS	AMENDED 2014 <hr/> 1 <hr/> 1	REQUESTED 2015 <hr/> 1 <hr/> 1	RECOMMENDED 2015 <hr/> 1 <hr/> 1	ADOPTED 2015 <hr/> 1 <hr/> 1
--	--	--	--	--

2015 BUDGET SALARIES BY DEPARTMENT

POSITION NUMBER	POSITION DESCRIPTION	2014 BUDGET AMENDED	2015 BUDGET REQUESTED	2015 BUDGET RECOMMENDED	2015 BUDGET ADOPTED
EI-6020-68	ACC - PHYSICAL THERAPY				
984	DIR REHABILITATION SVS	\$64,989	\$65,639	\$65,639	\$65,639

Adult Care Center

ACC - SOCIAL SERVICES

Personal Services:	AMENDED	REQUESTED	RECOMMENDED	ADOPTED
	2014	2015	2015	2015
CASEWORKER	2	2	2	2
SUPERV. SOCIAL WKR (ACC)	1	1	1	1
	<u>3</u>	<u>3</u>	<u>3</u>	<u>3</u>

2015 BUDGET SALARIES BY DEPARTMENT

POSITION NUMBER	POSITION DESCRIPTION	2014 BUDGET AMENDED	2015 BUDGET REQUESTED	2015 BUDGET RECOMMENDED	2015 BUDGET ADOPTED
EI-6020-71	ACC - SOCIAL SERVICES				
100	CASEWORKER	\$38,566	\$38,952	\$38,952	\$38,952
707	CASEWORKER	\$34,709	\$38,952	\$38,952	\$38,952
1981	SUPERV. SOCIAL WKR (ACC)	\$50,726	\$51,233	\$51,233	\$51,233

Adult Care Center

ACC - DIETARY SERVICES - SUPV

Personal Services:	AMENDED	REQUESTED	RECOMMENDED	ADOPTED
	2014	2015	2015	2015
DIETETIC SERVICES ASSISTANT	1	1	1	1
DIETETIC SVS SUPERVISOR	1	1	1	1
DIETICIAN	1	1	1	1
	<hr/>	<hr/>	<hr/>	<hr/>
	3	3	3	3

2015 BUDGET SALARIES BY DEPARTMENT

POSITION NUMBER	POSITION DESCRIPTION	2014 BUDGET AMENDED	2015 BUDGET REQUESTED	2015 BUDGET RECOMMENDED	2015 BUDGET ADOPTED
EI-6020-74	ACC - DIETARY SERVICES - SUPV				
23	DIETICIAN	\$64,094	\$64,735	\$64,735	\$64,735
300	DIETETIC SVS SUPERVISOR	\$44,855	\$45,304	\$45,304	\$45,304
2150	DIETETIC SERVICES ASSISTANT	\$29,676	\$29,973	\$29,973	\$29,973

Adult Care Center

ACC - DIETARY SERVICES

Personal Services:	AMENDED	REQUESTED	RECOMMENDED	ADOPTED
	2014	2015	2015	2015
ASST COOK	3	3	3	3
COOK	1	1	1	1
FOOD SERVICE HELPER	1	1	1	1
FOOD SERVICE HELPER - ACC	1	1	1	1
FOOD SERVICE HELPER -ACC	10	10	10	10
FOOD SERVICE HELPER ACC RPT	1	1	1	1
FOOD SERVICE HELPER RPT - ACC	1	1	1	1
FOOD SERVICE HELPER-ACC	4	4	4	4
	22	22	22	22

2015 BUDGET SALARIES BY DEPARTMENT

POSITION NUMBER	POSITION DESCRIPTION	2014 BUDGET AMENDED	2015 BUDGET REQUESTED	2015 BUDGET RECOMMENDED	2015 BUDGET ADOPTED
EI-6020-75	ACC - DIETARY SERVICES				
86	COOK	\$40,231	\$40,633	\$40,633	\$40,633
201	FOOD SERVICE HELPER-ACC	\$27,281	\$27,554	\$27,554	\$27,554
253	FOOD SERVICE HELPER -ACC	\$27,281	\$27,554	\$27,554	\$27,554
305	FOOD SERVICE HELPER -ACC	\$27,281	\$27,554	\$27,554	\$27,554
375	ASST COOK	\$30,593	\$32,525	\$32,525	\$32,525
382	ASST COOK	\$32,203	\$32,525	\$32,525	\$32,525
652	FOOD SERVICE HELPER - ACC	\$27,281	\$27,554	\$27,554	\$27,554
692	FOOD SERVICE HELPER-ACC	\$27,281	\$27,554	\$27,554	\$27,554
1126	FOOD SERVICE HELPER-ACC	\$30,555	\$30,861	\$30,861	\$30,861
1138	FOOD SERVICE HELPER -ACC	\$27,281	\$27,554	\$27,554	\$27,554
1144	FOOD SERVICE HELPER -ACC	\$27,281	\$27,554	\$27,554	\$27,554
1297	FOOD SERVICE HELPER	\$27,281	\$27,554	\$27,554	\$27,554
1306	FOOD SERVICE HELPER-ACC	\$27,281	\$27,554	\$27,554	\$27,554
1310	FOOD SERVICE HELPER -ACC	\$27,281	\$27,554	\$27,554	\$27,554
1314	FOOD SERVICE HELPER -ACC	\$30,392	\$30,696	\$30,696	\$30,696
1593	FOOD SERVICE HELPER -ACC	\$27,281	\$27,554	\$27,554	\$27,554
1677	ASST COOK	\$32,203	\$32,525	\$32,525	\$32,525
1703	FOOD SERVICE HELPER -ACC	\$28,020	\$28,300	\$28,300	\$28,300
1748	FOOD SERVICE HELPER -ACC	\$27,281	\$27,554	\$27,554	\$27,554
2533	FOOD SERVICE HELPER -ACC	\$24,553	\$24,799	\$24,799	\$24,799
2873	FOOD SERVICE HELPER RPT - ACC	\$13,640	\$13,776	\$13,776	\$13,776
2884	FOOD SERVICE HELPER ACC RPT	\$13,640	\$13,776	\$13,776	\$13,776

Adult Care Center

ACC - MEALS ON WHEELS

Personal Services:	AMENDED	REQUESTED	RECOMMENDED	ADOPTED
	2014	2015	2015	2015
ASST COOK	1	1	1	1
FOOD SERVICE HELPER -ACC	1	1	1	1
	<u>2</u>	<u>2</u>	<u>2</u>	<u>2</u>

2015 BUDGET SALARIES BY DEPARTMENT

POSITION NUMBER	POSITION DESCRIPTION	2014 BUDGET AMENDED	2015 BUDGET REQUESTED	2015 BUDGET RECOMMENDED	2015 BUDGET ADOPTED
EI-6020-76	ACC - MEALS ON WHEELS				
545	FOOD SERVICE HELPER -ACC	\$32,388	\$32,712	\$32,712	\$32,712
1145	ASST COOK	\$36,380	\$36,744	\$36,744	\$36,744

Adult Care Center

ACC - OPERATION & MAINTENANCE

Personal Services:	AMENDED	REQUESTED	RECOMMENDED	ADOPTED
	2014	2015	2015	2015
BUILDING SAFETY MONITOR (FT)	3	3	3	3
BUILDING SAFETY MONITOR (PD)	1	1	1	1
BUILDING SAFETY MONITOR RPT	1	1	1	1
WATCHPERSON	1	1	1	1
	<u>6</u>	<u>6</u>	<u>6</u>	<u>6</u>

2015 BUDGET SALARIES BY DEPARTMENT

POSITION NUMBER	POSITION DESCRIPTION	2014 BUDGET AMENDED	2015 BUDGET REQUESTED	2015 BUDGET RECOMMENDED	2015 BUDGET ADOPTED
EI-6020-77	ACC - OPERATION & MAINTENANCE				
990	BUILDING SAFETY MONITOR (FT)	\$24,951	\$25,201	\$25,201	\$25,201
1766	WATCHPERSON	\$28,751	\$29,039	\$29,039	\$29,039
1961	BUILDING SAFETY MONITOR (FT)	\$22,457	\$22,682	\$22,682	\$22,682
2069	BUILDING SAFETY MONITOR (FT)	\$26,116	\$26,377	\$26,377	\$26,377
2414	BUILDING SAFETY MONITOR RPT	\$15,750	\$15,907	\$15,907	\$15,907
2415	BUILDING SAFETY MONITOR (PD)	\$4,000	\$4,000	\$4,000	\$4,000

Adult Care Center

ACC - LAUNDRY & LINEN

Personal Services:	AMENDED	REQUESTED	RECOMMENDED	ADOPTED
	2014	2015	2015	2015
LAUNDRY WORKER	3	3	3	3
LAUNDRY WORKER RPT	1	1	1	1
	<u>4</u>	<u>4</u>	<u>4</u>	<u>4</u>

2015 BUDGET SALARIES BY DEPARTMENT

POSITION	POSITION	2014 BUDGET	2015 BUDGET	2015 BUDGET	2015 BUDGET
NUMBER	DESCRIPTION	AMENDED	REQUESTED	RECOMMENDED	ADOPTED
EI-6020-78	ACC - LAUNDRY & LINEN				
298	LAUNDRY WORKER	\$27,281	\$27,554	\$27,554	\$27,554
337	LAUNDRY WORKER	\$27,281	\$27,554	\$27,554	\$27,554
2146	LAUNDRY WORKER	\$30,555	\$30,861	\$30,861	\$30,861
2147	LAUNDRY WORKER RPT	\$20,461	\$20,665	\$20,665	\$20,665

Adult Care Center

ACC - FISCAL SERVICES

Personal Services:	AMENDED	REQUESTED	RECOMMENDED	ADOPTED
	2014	2015	2015	2015
DEPUTY ADMINISTRATOR	0	0	1	0
FISCAL ADMIN OFFICER/DEP ADMIN	0	1	0	0
FISCAL ADMINISTRATIVE OFFICER	1	0	0	1
	<u>1</u>	<u>1</u>	<u>1</u>	<u>1</u>

2015 BUDGET SALARIES BY DEPARTMENT

POSITION NUMBER	POSITION DESCRIPTION	2014 BUDGET AMENDED	2015 BUDGET REQUESTED	2015 BUDGET RECOMMENDED	2015 BUDGET ADOPTED
EI-6020-79	ACC - FISCAL SERVICES				
	FISCAL ADMIN OFFICER/DEP ADMIN	\$0	\$60,600	\$0	\$0
	DEPUTY ADMINISTRATOR	\$0	\$0	\$60,600	\$0
2664	FISCAL ADMINISTRATIVE OFFICER	\$60,000	\$0	\$0	\$60,600

Adult Care Center

ACC - GENERAL ACCOUNTING

Personal Services:	AMENDED	REQUESTED	RECOMMENDED	ADOPTED
	2014	2015	2015	2015
MEDICAL CODING & BILLING SPEC	1	1	1	1
SENIOR ACCOUNT CLERK	1	1	1	1
	<u>2</u>	<u>2</u>	<u>2</u>	<u>2</u>

2015 BUDGET SALARIES BY DEPARTMENT

POSITION NUMBER	POSITION DESCRIPTION	2014 BUDGET AMENDED	2015 BUDGET REQUESTED	2015 BUDGET RECOMMENDED	2015 BUDGET ADOPTED
EI-6020-80	ACC - GENERAL ACCOUNTING				
1982	SENIOR ACCOUNT CLERK	\$29,676	\$29,973	\$29,973	\$29,973
2390	MEDICAL CODING & BILLING SPEC	\$34,544	\$34,889	\$34,889	\$34,889

Adult Care Center

ACC - ADMINISTRATIVE OFFICES

Personal Services:	AMENDED	REQUESTED	RECOMMENDED	ADOPTED
	2014	2015	2015	2015
ACC STAFFING SVCS PROG COORD	1	1	1	1
ADMINISTRATIVE ASSISTANT	0	1	0	0
ADMINISTRATIVE SECRETARY	1	0	1	1
ADMINISTRATOR ADULT CARE CTR	1	1	1	1
FISCAL ADMIN OFFICER/DEP ADMIN	0	1	0	0
MARKETING OUTREACH COORDINATOR	1	1	1	1
WARD CLERK	4	4	4	4
	<u>8</u>	<u>9</u>	<u>8</u>	<u>8</u>

2015 BUDGET SALARIES BY DEPARTMENT

POSITION NUMBER	POSITION DESCRIPTION	2014 BUDGET AMENDED	2015 BUDGET REQUESTED	2015 BUDGET RECOMMENDED	2015 BUDGET ADOPTED
EI-6020-81	ACC - ADMINISTRATIVE OFFICES				
	ADMINISTRATIVE ASSISTANT	\$0	\$47,542	\$0	\$0
	FISCAL ADMIN OFFICER/DEP ADMIN	\$0	\$20,000	\$0	\$0
246	ADMINISTRATIVE SECRETARY	\$42,792	\$0	\$43,220	\$43,220
252	WARD CLERK	\$24,553	\$27,554	\$27,554	\$27,554
1115	WARD CLERK	\$27,281	\$27,554	\$27,554	\$27,554
1154	ADMINISTRATOR ADULT CARE CTR	\$90,000	\$90,900	\$90,900	\$90,900
2279	WARD CLERK	\$27,281	\$27,554	\$27,554	\$27,554
2659	ACC STAFFING SVCS PROG COORD	\$32,203	\$32,525	\$32,525	\$32,525
2955	WARD CLERK	\$24,254	\$27,554	\$27,554	\$27,554
2956	MARKETING OUTREACH COORDINATOR	\$40,048	\$40,448	\$40,448	\$40,448

County of Sullivan
GENERAL FUND OPERATING BUDGET

Account Number	Description	2014 AMENDED BUDGET	2015 DEPARTMENT REQUEST	2015 RECOMMENDED	2015 ADOPTED
Department : EI-4989-98 - OTHER HEALTH - POST EMPLOYMENT BENEFITS					
Budgetary Appropriations					
80.8003	HLTH INSUR RETIREES	\$280,615	\$288,000	\$288,000	\$288,000
80.8008	UNEMPLOYMENT	\$0	\$0	\$0	\$0
Total: Employee Benefits		\$280,615	\$288,000	\$288,000	\$288,000
	Total Budgetary Appropriations for EI-4989-98	\$280,615	\$288,000	\$288,000	\$288,000
	COUNTY SHARE	\$280,615	\$288,000	\$288,000	\$288,000

County of Sullivan
GENERAL FUND OPERATING BUDGET

Account Number	Description	2014 AMENDED BUDGET	2015 DEPARTMENT REQUEST	2015 RECOMMENDED	2015 ADOPTED
Department : EI-6020-60 - ADULT CARE CENTER - ACC - NURSING ADMINISTRATION					
Budgetary Appropriations					
10.1011	REGULAR PAY	\$132,771	\$132,584	\$132,584	\$132,584
10.1013	LONGEVITY	\$1,700	\$3,400	\$3,400	\$3,400
Total: Personal Services		\$134,471	\$135,984	\$135,984	\$135,984
41.4105	REGISTRATION FEES	\$400	\$500	\$500	\$500
Total: Contract Services		\$400	\$500	\$500	\$500
80.8001	FICA AND MEDICARE	\$10,287	\$10,403	\$10,403	\$10,403
80.8002	HLTH INSUR ACTIVE EMPLOYEE	\$39,140	\$31,691	\$31,691	\$31,691
80.8005	RETIREMENT	\$20,574	\$23,117	\$22,533	\$22,533
80.8006	WORKERS COMPENSATION	\$6,448	\$6,799	\$6,799	\$6,799
80.8007	DISABILITY	\$226	\$226	\$226	\$226
Total: Employee Benefits		\$76,675	\$72,236	\$71,652	\$71,652
Total Budgetary Appropriations for EI-6020-60		\$211,546	\$208,720	\$208,136	\$208,136
COUNTY SHARE		\$211,546	\$208,720	\$208,136	\$208,136

County of Sullivan
GENERAL FUND OPERATING BUDGET

Account Number	Description	2014 AMENDED BUDGET	2015 DEPARTMENT REQUEST	2015 RECOMMENDED	2015 ADOPTED
Department : EI-6020-61 - ADULT CARE CENTER - ACC - INSERVICE TRAINING					
Budgetary Appropriations					
10.1011	REGULAR PAY	\$57,323	\$62,494	\$57,094	\$57,094
10.1013	LONGEVITY	\$0	\$500	\$500	\$500
10.1015	OTHER PAY	\$2,080	\$2,080	\$2,080	\$2,080
Total: Personal Services		\$59,403	\$65,074	\$59,674	\$59,674
46.4603	EMPL UNIFORM ALLOWANCE	\$775	\$775	\$775	\$775
46.4612	EMPL TRAINING	\$0	\$1,000	\$1,000	\$1,000
47.4703	DUES	\$185	\$185	\$185	\$185
Total: Contract Services		\$960	\$1,960	\$1,960	\$1,960
80.8001	FICA AND MEDICARE	\$4,604	\$5,037	\$4,624	\$4,624
80.8002	HLTH INSUR ACTIVE EMPLOYEE	\$15,858	\$17,015	\$17,015	\$17,015
80.8005	RETIREMENT	\$9,089	\$11,194	\$9,888	\$9,888
80.8006	WORKERS COMPENSATION	\$2,881	\$3,292	\$3,022	\$3,022
80.8007	DISABILITY	\$113	\$113	\$113	\$113
Total: Employee Benefits		\$32,545	\$36,651	\$34,662	\$34,662
Total Budgetary Appropriations for EI-6020-61		\$92,908	\$103,685	\$96,296	\$96,296
COUNTY SHARE		\$92,908	\$103,685	\$96,296	\$96,296

**County of Sullivan
GENERAL FUND OPERATING BUDGET**

Account Number	Description	2014 AMENDED BUDGET	2015 DEPARTMENT REQUEST	2015 RECOMMENDED	2015 ADOPTED
Department : EI-6020-62 - ADULT CARE CENTER - ACC - NURSING					
Budgetary Appropriations					
10.1011	REGULAR PAY	\$3,757,008	\$3,706,900	\$3,715,622	\$3,715,622
10.1012	OVERTIME PAY	\$370,000	\$300,000	\$300,000	\$300,000
10.1013	LONGEVITY	\$77,500	\$72,850	\$72,850	\$72,850
10.1014	SHIFT DIFFERENTIAL PAY	\$186,645	\$196,164	\$196,164	\$196,164
10.1015	OTHER PAY	\$34,880	\$46,656	\$46,656	\$46,656
Total: Personal Services		\$4,426,033	\$4,322,570	\$4,331,292	\$4,331,292
20.2001	FURNITURE	\$30,450	\$0	\$0	\$0
21.2103	MACHINERY/EQUIPMENT	\$5,000	\$90,000	\$90,000	\$90,000
Total: Equipment		\$35,450	\$90,000	\$90,000	\$90,000
40.4001	AGENCIES	\$65,000	\$75,000	\$63,600	\$63,600
41.4102	LODGING	\$620	\$600	\$600	\$600
41.4103	MEALS	\$90	\$90	\$90	\$90
41.4104	MILEAGE/TOLLS	\$35	\$35	\$35	\$35
41.4105	REGISTRATION FEES	\$2,255	\$2,255	\$2,255	\$2,255
42.4205	PRINTING	\$1,750	\$1,750	\$1,750	\$1,750
42.4207	FURNITURE	\$0	\$35,000	\$35,000	\$35,000
45.4507	MEDICAL/CLINICAL	\$7,725	\$4,300	\$4,300	\$4,300
46.4603	EMPL UNIFORM ALLOWANCE	\$72,010	\$80,155	\$80,155	\$80,155
46.4612	EMPL TRAINING	\$0	\$300	\$300	\$300
46.4645	EMPL STIPULATED SETTLEMNTS	\$0	\$0	\$0	\$0
47.4702	EQUIP SERVICE/REPAIRS	\$7,000	\$0	\$0	\$0
47.4710	DEPT MISC/OTHER	\$6,000	\$6,000	\$6,000	\$6,000
47.4717	BLDG/PROP/EQUIP REPAIRS&MAINTNCE	\$0	\$7,000	\$7,000	\$7,000
Total: Contract Services		\$162,485	\$212,485	\$201,085	\$201,085
80.8001	FICA AND MEDICARE	\$344,559	\$314,375	\$337,992	\$337,992
80.8002	HLTH INSUR ACTIVE EMPLOYEE	\$1,451,738	\$1,301,707	\$1,301,707	\$1,301,707
80.8004	HLTH INSUR OPT OUT	\$6,000	\$6,750	\$6,750	\$6,750
80.8005	RETIREMENT	\$677,183	\$698,611	\$718,210	\$718,210
80.8006	WORKERS COMPENSATION	\$222,538	\$205,474	\$220,910	\$220,910
80.8007	DISABILITY	\$12,769	\$12,769	\$12,882	\$12,882
Total: Employee Benefits		\$2,714,787	\$2,539,686	\$2,598,451	\$2,598,451
	Total Budgetary Appropriations for EI-6020-62	\$7,338,755	\$7,164,741	\$7,220,828	\$7,220,828
Budgetary Revenues					
R1650.R342	ACC INCOME - INPATIENT CHARGES	\$(12,635,186)	\$(11,260,515)	\$(11,898,613)	\$(11,898,613)
Total: Departmental Revenue		\$(12,635,186)	\$(11,260,515)	\$(11,898,613)	\$(11,898,613)
	Total Budgetary Revenues for EI-6020-62	\$(12,635,186)	\$(11,260,515)	\$(11,898,613)	\$(11,898,613)
	COUNTY SHARE	\$(5,296,431)	\$(4,095,774)	\$(4,677,785)	\$(4,677,785)

County of Sullivan
GENERAL FUND OPERATING BUDGET

Account Number	Description	2014 AMENDED BUDGET	2015 DEPARTMENT REQUEST	2015 RECOMMENDED	2015 ADOPTED
Department : EI-6020-63 - ADULT CARE CENTER - ACC - ADULT DAY CARE					
Budgetary Appropriations					
10.1011	REGULAR PAY	\$131,168	\$131,681	\$131,681	\$131,681
10.1012	OVERTIME PAY	\$0	\$0	\$0	\$0
10.1013	LONGEVITY	\$3,600	\$3,900	\$3,900	\$3,900
10.1014	SHIFT DIFFERENTIAL PAY	\$3,900	\$3,900	\$3,900	\$3,900
10.1015	OTHER PAY	\$0	\$1,519	\$1,519	\$1,519
Total: Personal Services		\$138,668	\$141,000	\$141,000	\$141,000
40.4014	THERAPY	\$2,750	\$2,500	\$2,500	\$2,500
41.4105	REGISTRATION FEES	\$0	\$400	\$400	\$400
42.4206	PUBLICATIONS	\$215	\$215	\$215	\$215
43.4308	MIS CHARGEBACKS	\$1,566	\$800	\$800	\$800
45.4501	SPEC DEPT SUPPLY MISC/OTHER	\$120	\$120	\$120	\$120
45.4503	RECREATION	\$1,350	\$1,350	\$1,350	\$1,350
45.4510	CLEANING/FOOD PREP	\$275	\$300	\$300	\$300
45.4543	FOOD	\$250	\$300	\$300	\$300
46.4603	EMPL UNIFORM ALLOWANCE	\$2,125	\$2,325	\$2,325	\$2,325
47.4703	DUES	\$800	\$800	\$800	\$800
Total: Contract Services		\$9,451	\$9,110	\$9,110	\$9,110
80.8001	FICA AND MEDICARE	\$10,771	\$10,848	\$10,848	\$10,848
80.8002	HLTH INSUR ACTIVE EMPLOYEE	\$44,790	\$58,845	\$58,845	\$58,845
80.8005	RETIREMENT	\$21,216	\$24,107	\$23,364	\$23,364
80.8006	WORKERS COMPENSATION	\$6,718	\$7,090	\$7,090	\$7,090
80.8007	DISABILITY	\$339	\$339	\$339	\$339
Total: Employee Benefits		\$83,834	\$101,229	\$100,486	\$100,486
	Total Budgetary Appropriations for EI-6020-63	\$231,953	\$251,339	\$250,596	\$250,596
Budgetary Revenues					
R1650.R109	ACC INCOME - ADULT DAY CARE	\$(424,371)	\$(377,219)	\$(377,219)	\$(377,219)
Total: Departmental Revenue		\$(424,371)	\$(377,219)	\$(377,219)	\$(377,219)
	Total Budgetary Revenues for EI-6020-63	\$(424,371)	\$(377,219)	\$(377,219)	\$(377,219)
	COUNTY SHARE	\$(192,418)	\$(125,880)	\$(126,623)	\$(126,623)

County of Sullivan
GENERAL FUND OPERATING BUDGET

Account Number	Description	2014 AMENDED BUDGET	2015 DEPARTMENT REQUEST	2015 RECOMMENDED	2015 ADOPTED
Department : EI-6020-64 - ADULT CARE CENTER - ACC - CENTRAL MEDICAL SUPPLY					
Budgetary Appropriations					
10.1011	REGULAR PAY	\$60,984	\$60,079	\$60,079	\$60,079
10.1012	OVERTIME PAY	\$0	\$0	\$0	\$0
10.1013	LONGEVITY	\$2,500	\$2,700	\$2,700	\$2,700
Total: Personal Services		\$63,484	\$62,779	\$62,779	\$62,779
45.4507	MEDICAL/CLINICAL	\$150,000	\$150,000	\$150,000	\$150,000
46.4603	EMPL UNIFORM ALLOWANCE	\$1,350	\$1,550	\$1,550	\$1,550
47.4701	RENTALS	\$15,700	\$15,700	\$15,700	\$15,700
Total: Contract Services		\$167,050	\$167,250	\$167,250	\$167,250
80.8001	FICA AND MEDICARE	\$4,960	\$4,921	\$4,921	\$4,921
80.8002	HLTH INSUR ACTIVE EMPLOYEE	\$28,933	\$30,693	\$30,693	\$30,693
80.8005	RETIREMENT	\$9,713	\$10,936	\$10,402	\$10,402
80.8006	WORKERS COMPENSATION	\$3,071	\$3,216	\$3,216	\$3,216
80.8007	DISABILITY	\$226	\$226	\$226	\$226
Total: Employee Benefits		\$46,903	\$49,992	\$49,458	\$49,458
	Total Budgetary Appropriations for EI-6020-64	\$277,437	\$280,021	\$279,487	\$279,487
	COUNTY SHARE	\$277,437	\$280,021	\$279,487	\$279,487

County of Sullivan
GENERAL FUND OPERATING BUDGET

Account Number	Description	2014 AMENDED BUDGET	2015 DEPARTMENT REQUEST	2015 RECOMMENDED	2015 ADOPTED
Department : EI-6020-65 - ADULT CARE CENTER - ACC - ACTIVITIES					
Budgetary Appropriations					
10.1011	REGULAR PAY	\$180,839	\$178,104	\$178,104	\$178,104
10.1012	OVERTIME PAY	\$7,500	\$7,500	\$6,000	\$6,000
10.1013	LONGEVITY	\$6,300	\$6,600	\$6,600	\$6,600
10.1014	SHIFT DIFFERENTIAL PAY	\$2,050	\$2,050	\$2,050	\$2,050
Total: Personal Services		\$196,689	\$194,254	\$192,754	\$192,754
42.4206	PUBLICATIONS	\$375	\$375	\$375	\$375
45.4503	RECREATION	\$2,750	\$2,750	\$2,750	\$2,750
45.4543	FOOD	\$500	\$500	\$500	\$500
46.4603	EMPL UNIFORM ALLOWANCE	\$2,850	\$2,875	\$2,875	\$2,875
46.4609	SPECIAL SERV/OTHER	\$1,100	\$1,100	\$1,100	\$1,100
46.4612	EMPL TRAINING	\$0	\$300	\$300	\$300
47.4701	RENTALS	\$500	\$500	\$500	\$500
Total: Contract Services		\$8,075	\$8,400	\$8,400	\$8,400
80.8001	FICA AND MEDICARE	\$15,265	\$14,507	\$14,966	\$14,966
80.8002	HLTH INSUR ACTIVE EMPLOYEE	\$83,783	\$87,349	\$87,349	\$87,349
80.8005	RETIREMENT	\$30,093	\$32,237	\$31,939	\$31,939
80.8006	WORKERS COMPENSATION	\$9,457	\$9,481	\$9,781	\$9,781
80.8007	DISABILITY	\$678	\$678	\$678	\$678
Total: Employee Benefits		\$139,276	\$144,252	\$144,713	\$144,713
	Total Budgetary Appropriations for EI-6020-65	\$344,040	\$346,906	\$345,867	\$345,867
	COUNTY SHARE	\$344,040	\$346,906	\$345,867	\$345,867

County of Sullivan
GENERAL FUND OPERATING BUDGET

Account Number	Description	2014 AMENDED BUDGET	2015 DEPARTMENT REQUEST	2015 RECOMMENDED	2015 ADOPTED
Department : EI-6020-66 - ADULT CARE CENTER - ACC - PHARMACY					
Budgetary Appropriations					
40.4043	PHARMACY	\$164,000	\$164,000	\$164,000	\$164,000
45.4507	MEDICAL/CLINICAL	\$21,500	\$21,500	\$21,500	\$21,500
Total: Contract Services		\$185,500	\$185,500	\$185,500	\$185,500
	Total Budgetary Appropriations for EI-6020-66	\$185,500	\$185,500	\$185,500	\$185,500
	COUNTY SHARE	\$185,500	\$185,500	\$185,500	\$185,500

County of Sullivan
GENERAL FUND OPERATING BUDGET

Account Number	Description	2014 AMENDED BUDGET	2015 DEPARTMENT REQUEST	2015 RECOMMENDED	2015 ADOPTED
Department : EI-6020-67 - ADULT CARE CENTER - ACC - DENTAL SERVICES					
Budgetary Appropriations					
40.4018	DENTAL	\$42,000	\$47,000	\$47,000	\$47,000
45.4507	MEDICAL/CLINICAL	\$100	\$100	\$100	\$100
Total: Contract Services		\$42,100	\$47,100	\$47,100	\$47,100
Total Budgetary Appropriations for EI-6020-67		\$42,100	\$47,100	\$47,100	\$47,100
COUNTY SHARE		\$42,100	\$47,100	\$47,100	\$47,100

County of Sullivan
GENERAL FUND OPERATING BUDGET

Account Number	Description	2014 AMENDED BUDGET	2015 DEPARTMENT REQUEST	2015 RECOMMENDED	2015 ADOPTED
Department : EI-6020-68 - ADULT CARE CENTER - ACC - PHYSICAL THERAPY					
Budgetary Appropriations					
10.1011	REGULAR PAY	\$65,739	\$65,639	\$65,639	\$65,639
10.1013	LONGEVITY	\$1,400	\$1,500	\$1,500	\$1,500
Total: Personal Services		\$67,139	\$67,139	\$67,139	\$67,139
40.4014	THERAPY	\$190,000	\$190,000	\$190,000	\$190,000
41.4105	REGISTRATION FEES	\$400	\$400	\$400	\$400
45.4507	MEDICAL/CLINICAL	\$11,250	\$21,675	\$21,675	\$21,675
Total: Contract Services		\$201,650	\$212,075	\$212,075	\$212,075
80.8001	FICA AND MEDICARE	\$5,136	\$5,136	\$5,136	\$5,136
80.8002	HLTH INSUR ACTIVE EMPLOYEE	\$21,377	\$22,406	\$22,406	\$22,406
80.8005	RETIREMENT	\$10,272	\$11,414	\$11,125	\$11,125
80.8006	WORKERS COMPENSATION	\$3,219	\$3,357	\$3,357	\$3,357
80.8007	DISABILITY	\$113	\$113	\$113	\$113
Total: Employee Benefits		\$40,117	\$42,426	\$42,137	\$42,137
Total Budgetary Appropriations for EI-6020-68		\$308,906	\$321,640	\$321,351	\$321,351
COUNTY SHARE		\$308,906	\$321,640	\$321,351	\$321,351

County of Sullivan
GENERAL FUND OPERATING BUDGET

Account Number	Description	2014 AMENDED BUDGET	2015 DEPARTMENT REQUEST	2015 RECOMMENDED	2015 ADOPTED
Department : EI-6020-69 - ADULT CARE CENTER - ACC - OCCUPATIONAL THERAPY					
Budgetary Appropriations					
40.4014	THERAPY	\$112,250	\$112,250	\$112,250	\$112,250
Total: Contract Services		\$112,250	\$112,250	\$112,250	\$112,250
Total Budgetary Appropriations for EI-6020-69		\$112,250	\$112,250	\$112,250	\$112,250
COUNTY SHARE		\$112,250	\$112,250	\$112,250	\$112,250

County of Sullivan
GENERAL FUND OPERATING BUDGET

Account Number	Description	2014 AMENDED BUDGET	2015 DEPARTMENT REQUEST	2015 RECOMMENDED	2015 ADOPTED
Department : EI-6020-70 - ADULT CARE CENTER - ACC - SPEECH THERAPY					
Budgetary Appropriations					
40.4014	THERAPY	\$70,000	\$70,000	\$70,000	\$70,000
Total: Contract Services		\$70,000	\$70,000	\$70,000	\$70,000
Total Budgetary Appropriations for EI-6020-70		\$70,000	\$70,000	\$70,000	\$70,000
COUNTY SHARE		\$70,000	\$70,000	\$70,000	\$70,000

County of Sullivan
GENERAL FUND OPERATING BUDGET

Account Number	Description	2014 AMENDED BUDGET	2015 DEPARTMENT REQUEST	2015 RECOMMENDED	2015 ADOPTED
Department : EI-6020-71 - ADULT CARE CENTER - ACC - SOCIAL SERVICES					
Budgetary Appropriations					
10.1011	REGULAR PAY	\$121,230	\$129,137	\$129,137	\$129,137
10.1012	OVERTIME PAY	\$0	\$0	\$0	\$0
10.1015	OTHER PAY	\$0	\$0	\$0	\$0
Total: Personal Services		\$121,230	\$129,137	\$129,137	\$129,137
46.4612	EMPL TRAINING	\$0	\$300	\$300	\$300
Total: Contract Services		\$0	\$300	\$300	\$300
80.8001	FICA AND MEDICARE	\$9,274	\$9,877	\$9,877	\$9,877
80.8002	HLTH INSUR ACTIVE EMPLOYEE	\$54,211	\$45,717	\$45,717	\$45,717
80.8005	RETIREMENT	\$18,548	\$21,953	\$21,398	\$21,398
80.8006	WORKERS COMPENSATION	\$5,806	\$6,457	\$6,457	\$6,457
80.8007	DISABILITY	\$339	\$339	\$339	\$339
Total: Employee Benefits		\$88,178	\$84,343	\$83,788	\$83,788
	Total Budgetary Appropriations for EI-6020-71	\$209,408	\$213,780	\$213,225	\$213,225
	COUNTY SHARE	\$209,408	\$213,780	\$213,225	\$213,225

County of Sullivan
GENERAL FUND OPERATING BUDGET

Account Number	Description	2014 AMENDED BUDGET	2015 DEPARTMENT REQUEST	2015 RECOMMENDED	2015 ADOPTED
Department : EI-6020-72 - ADULT CARE CENTER - ACC - MEDICAL RECORDS					
Budgetary Appropriations					
47.4710	DEPT MISC/OTHER	\$1,700	\$1,700	\$1,700	\$1,700
Total: Contract Services		\$1,700	\$1,700	\$1,700	\$1,700
Total Budgetary Appropriations for EI-6020-72		\$1,700	\$1,700	\$1,700	\$1,700
COUNTY SHARE		\$1,700	\$1,700	\$1,700	\$1,700

County of Sullivan
GENERAL FUND OPERATING BUDGET

Account Number	Description	2014 AMENDED BUDGET	2015 DEPARTMENT REQUEST	2015 RECOMMENDED	2015 ADOPTED
Department : EI-6020-73 - ADULT CARE CENTER - ACC - MEDICAL DIRECTOR					
Budgetary Appropriations					
40.4017	MEDICAL	\$24,000	\$24,000	\$24,000	\$24,000
Total: Contract Services		\$24,000	\$24,000	\$24,000	\$24,000
Total Budgetary Appropriations for EI-6020-73		\$24,000	\$24,000	\$24,000	\$24,000
COUNTY SHARE		\$24,000	\$24,000	\$24,000	\$24,000

County of Sullivan
GENERAL FUND OPERATING BUDGET

Account Number	Description	2014 AMENDED BUDGET	2015 DEPARTMENT REQUEST	2015 RECOMMENDED	2015 ADOPTED
Department : EI-6020-74 - ADULT CARE CENTER - ACC - DIETARY SERVICES - SUPV					
Budgetary Appropriations					
10.1011	REGULAR PAY	\$140,875	\$140,012	\$140,012	\$140,012
10.1012	OVERTIME PAY	\$0	\$0	\$0	\$0
10.1013	LONGEVITY	\$4,700	\$5,000	\$5,000	\$5,000
Total: Personal Services		\$145,575	\$145,012	\$145,012	\$145,012
46.4603	EMPL UNIFORM ALLOWANCE	\$1,150	\$1,063	\$1,063	\$1,063
Total: Contract Services		\$1,150	\$1,063	\$1,063	\$1,063
80.8001	FICA AND MEDICARE	\$11,224	\$11,175	\$11,175	\$11,175
80.8002	HLTH INSUR ACTIVE EMPLOYEE	\$38,155	\$40,378	\$40,378	\$40,378
80.8005	RETIREMENT	\$22,273	\$24,833	\$24,028	\$24,028
80.8006	WORKERS COMPENSATION	\$7,006	\$7,304	\$7,304	\$7,304
80.8007	DISABILITY	\$339	\$339	\$339	\$339
Total: Employee Benefits		\$78,997	\$84,029	\$83,224	\$83,224
	Total Budgetary Appropriations for EI-6020-74	\$225,722	\$230,104	\$229,299	\$229,299
	COUNTY SHARE	\$225,722	\$230,104	\$229,299	\$229,299

County of Sullivan
GENERAL FUND OPERATING BUDGET

Account Number	Description	2014 AMENDED BUDGET	2015 DEPARTMENT REQUEST	2015 RECOMMENDED	2015 ADOPTED
Department : EI-6020-75 - ADULT CARE CENTER - ACC - DIETARY SERVICES					
Budgetary Appropriations					
10.1011	REGULAR PAY	\$624,912	\$611,064	\$611,064	\$611,064
10.1012	OVERTIME PAY	\$50,000	\$55,000	\$55,000	\$55,000
10.1013	LONGEVITY	\$24,550	\$23,550	\$23,550	\$23,550
10.1014	SHIFT DIFFERENTIAL PAY	\$60,885	\$44,326	\$44,326	\$44,326
Total: Personal Services		\$760,347	\$733,940	\$733,940	\$733,940
20.2001	FURNITURE	\$10,500	\$0	\$0	\$0
21.2103	MACHINERY/EQUIPMENT	\$30,000	\$0	\$0	\$0
Total: Equipment		\$40,500	\$0	\$0	\$0
42.4209	OFFICE OTHER	\$2,500	\$2,500	\$2,500	\$2,500
45.4501	SPEC DEPT SUPPLY MISC/OTHER	\$2,000	\$2,000	\$2,000	\$2,000
45.4510	CLEANING/FOOD PREP	\$6,350	\$8,450	\$8,450	\$8,450
45.4543	FOOD	\$505,000	\$530,000	\$530,000	\$530,000
45.4544	DISPOSABLE TABLEWARE	\$50,000	\$50,000	\$50,000	\$50,000
46.4603	EMPL UNIFORM ALLOWANCE	\$14,310	\$15,823	\$15,823	\$15,823
46.4612	EMPL TRAINING	\$0	\$500	\$500	\$500
47.4702	EQUIP SERVICE/REPAIRS	\$2,000	\$0	\$0	\$0
47.4717	BLDG/PROP/EQUIP REPAIRS&MAINTNCE	\$0	\$2,000	\$2,000	\$2,000
Total: Contract Services		\$582,160	\$611,273	\$611,273	\$611,273
80.8001	FICA AND MEDICARE	\$59,319	\$53,276	\$57,484	\$57,484
80.8002	HLTH INSUR ACTIVE EMPLOYEE	\$315,370	\$310,075	\$310,075	\$310,075
80.8004	HLTH INSUR OPT OUT	\$750	\$0	\$0	\$0
80.8005	RETIREMENT	\$116,333	\$118,392	\$121,614	\$121,614
80.8006	WORKERS COMPENSATION	\$37,041	\$34,821	\$37,571	\$37,571
80.8007	DISABILITY	\$2,486	\$2,486	\$2,486	\$2,486
Total: Employee Benefits		\$531,299	\$519,050	\$529,230	\$529,230
Total Budgetary Appropriations for EI-6020-75		\$1,914,306	\$1,864,263	\$1,874,443	\$1,874,443
COUNTY SHARE		\$1,914,306	\$1,864,263	\$1,874,443	\$1,874,443

County of Sullivan
GENERAL FUND OPERATING BUDGET

Account Number	Description	2014 AMENDED BUDGET	2015 DEPARTMENT REQUEST	2015 RECOMMENDED	2015 ADOPTED
Department : EI-6020-76 - ADULT CARE CENTER - ACC - MEALS ON WHEELS					
Budgetary Appropriations					
10.1011	REGULAR PAY	\$70,268	\$69,456	\$69,456	\$69,456
10.1012	OVERTIME PAY	\$0	\$0	\$0	\$0
10.1013	LONGEVITY	\$5,000	\$5,200	\$5,200	\$5,200
10.1014	SHIFT DIFFERENTIAL PAY	\$4,890	\$4,890	\$4,890	\$4,890
Total: Personal Services		\$80,158	\$79,546	\$79,546	\$79,546
45.4543	FOOD	\$165,000	\$165,000	\$165,000	\$165,000
45.4544	DISPOSABLE TABLEWARE	\$30,000	\$30,000	\$30,000	\$30,000
46.4603	EMPL UNIFORM ALLOWANCE	\$1,350	\$1,550	\$1,550	\$1,550
Total: Contract Services		\$196,350	\$196,550	\$196,550	\$196,550
80.8001	FICA AND MEDICARE	\$6,235	\$6,272	\$6,272	\$6,272
80.8002	HLTH INSUR ACTIVE EMPLOYEE	\$30,200	\$31,691	\$31,691	\$31,691
80.8005	RETIREMENT	\$12,264	\$13,938	\$13,181	\$13,181
80.8006	WORKERS COMPENSATION	\$3,879	\$4,099	\$4,099	\$4,099
80.8007	DISABILITY	\$226	\$226	\$226	\$226
Total: Employee Benefits		\$52,804	\$56,226	\$55,469	\$55,469
	Total Budgetary Appropriations for EI-6020-76	\$329,312	\$332,322	\$331,565	\$331,565
Budgetary Revenues					
R2801.R343	INTERFND REVENUE - MEAL CHARGES	\$(309,535)	\$(309,533)	\$(309,533)	\$(309,533)
Total: Departmental Revenue		\$(309,535)	\$(309,533)	\$(309,533)	\$(309,533)
	Total Budgetary Revenues for EI-6020-76	\$(309,535)	\$(309,533)	\$(309,533)	\$(309,533)
	COUNTY SHARE	\$19,777	\$22,789	\$22,032	\$22,032

County of Sullivan
GENERAL FUND OPERATING BUDGET

Account Number	Description	2014 AMENDED BUDGET	2015 DEPARTMENT REQUEST	2015 RECOMMENDED	2015 ADOPTED
Department : EI-6020-77 - ADULT CARE CENTER - ACC - OPERATION & MAINTENANCE					
Budgetary Appropriations					
10.1011	REGULAR PAY	\$124,610	\$123,206	\$123,206	\$123,206
10.1012	OVERTIME PAY	\$5,000	\$10,000	\$10,000	\$10,000
10.1013	LONGEVITY	\$4,900	\$4,800	\$4,800	\$4,800
10.1014	SHIFT DIFFERENTIAL PAY	\$6,400	\$7,200	\$7,200	\$7,200
Total: Personal Services		\$140,910	\$145,206	\$145,206	\$145,206
46.4603	EMPL UNIFORM ALLOWANCE	\$3,038	\$3,255	\$3,255	\$3,255
47.4707	MAINTENANCE IN LIEU OF RENT	\$1,688,321	\$1,688,321	\$1,688,321	\$1,688,321
47.4710	DEPT MISC/OTHER	\$3,000	\$3,000	\$3,000	\$3,000
Total: Contract Services		\$1,694,359	\$1,694,576	\$1,694,576	\$1,694,576
80.8001	FICA AND MEDICARE	\$11,012	\$10,592	\$11,357	\$11,357
80.8002	HLTH INSUR ACTIVE EMPLOYEE	\$38,155	\$52,348	\$52,348	\$52,348
80.8005	RETIREMENT	\$21,559	\$23,538	\$24,061	\$24,061
80.8006	WORKERS COMPENSATION	\$7,041	\$6,923	\$7,423	\$7,423
80.8007	DISABILITY	\$678	\$678	\$678	\$678
Total: Employee Benefits		\$78,445	\$94,079	\$95,867	\$95,867
	Total Budgetary Appropriations for EI-6020-77	\$1,913,714	\$1,933,861	\$1,935,649	\$1,935,649
	COUNTY SHARE	\$1,913,714	\$1,933,861	\$1,935,649	\$1,935,649

County of Sullivan
GENERAL FUND OPERATING BUDGET

Account Number	Description	2014 AMENDED BUDGET	2015 DEPARTMENT REQUEST	2015 RECOMMENDED	2015 ADOPTED
Department : EI-6020-78 - ADULT CARE CENTER - ACC - LAUNDRY & LINEN					
Budgetary Appropriations					
10.1011	REGULAR PAY	\$108,578	\$106,634	\$106,634	\$106,634
10.1012	OVERTIME PAY	\$2,500	\$2,500	\$1,500	\$1,500
10.1013	LONGEVITY	\$3,500	\$3,800	\$3,800	\$3,800
Total: Personal Services		\$114,578	\$112,934	\$111,934	\$111,934
46.4603	EMPL UNIFORM ALLOWANCE	\$2,430	\$2,790	\$2,790	\$2,790
47.4710	DEPT MISC/OTHER	\$6,000	\$6,000	\$6,000	\$6,000
47.4738	LAUNDRY/LINENS	\$165,000	\$165,000	\$165,000	\$165,000
47.4739	LAUNDRY/DISPOSABLES	\$75,000	\$75,000	\$75,000	\$75,000
Total: Contract Services		\$248,430	\$248,790	\$248,790	\$248,790
80.8001	FICA AND MEDICARE	\$9,008	\$8,719	\$8,834	\$8,834
80.8002	HLTH INSUR ACTIVE EMPLOYEE	\$36,220	\$39,076	\$39,076	\$39,076
80.8004	HLTH INSUR OPT OUT	\$750	\$750	\$750	\$750
80.8005	RETIREMENT	\$17,530	\$19,376	\$18,547	\$18,547
80.8006	WORKERS COMPENSATION	\$5,528	\$5,699	\$5,774	\$5,774
80.8007	DISABILITY	\$452	\$452	\$452	\$452
Total: Employee Benefits		\$69,488	\$74,072	\$73,433	\$73,433
	Total Budgetary Appropriations for EI-6020-78	\$432,496	\$435,796	\$434,157	\$434,157
	COUNTY SHARE	\$432,496	\$435,796	\$434,157	\$434,157

County of Sullivan
GENERAL FUND OPERATING BUDGET

Account Number	Description	2014 AMENDED BUDGET	2015 DEPARTMENT REQUEST	2015 RECOMMENDED	2015 ADOPTED
Department : EI-6020-79 - ADULT CARE CENTER - ACC - FISCAL SERVICES					
Budgetary Appropriations					
10.1011	REGULAR PAY	\$60,750	\$60,600	\$60,600	\$60,600
10.1013	LONGEVITY	\$0	\$100	\$100	\$100
Total: Personal Services		\$60,750	\$60,700	\$60,700	\$60,700
40.4002	ACCOUNT/AUDIT/ACTUARIAL SERVICES	\$21,000	\$21,000	\$21,000	\$21,000
41.4102	LODGING	\$400	\$400	\$400	\$400
41.4103	MEALS	\$100	\$100	\$100	\$100
41.4104	MILEAGE/TOLLS	\$100	\$100	\$100	\$100
41.4105	REGISTRATION FEES	\$700	\$700	\$700	\$700
Total: Contract Services		\$22,300	\$22,300	\$22,300	\$22,300
80.8001	FICA AND MEDICARE	\$4,647	\$4,636	\$4,636	\$4,636
80.8002	HLTH INSUR ACTIVE EMPLOYEE	\$18,513	\$0	\$0	\$0
80.8004	HLTH INSUR OPT OUT	\$0	\$1,500	\$1,500	\$1,500
80.8005	RETIREMENT	\$9,295	\$10,302	\$10,058	\$10,058
80.8006	WORKERS COMPENSATION	\$3,195	\$3,030	\$3,030	\$3,030
80.8007	DISABILITY	\$113	\$113	\$113	\$113
Total: Employee Benefits		\$35,763	\$19,581	\$19,337	\$19,337
Total Budgetary Appropriations for EI-6020-79		\$118,813	\$102,581	\$102,337	\$102,337
COUNTY SHARE		\$118,813	\$102,581	\$102,337	\$102,337

County of Sullivan
GENERAL FUND OPERATING BUDGET

Account Number	Description	2014 AMENDED BUDGET	2015 DEPARTMENT REQUEST	2015 RECOMMENDED	2015 ADOPTED
Department : EI-6020-80 - ADULT CARE CENTER - ACC - GENERAL ACCOUNTING					
Budgetary Appropriations					
10.1011	REGULAR PAY	\$180,412	\$167,785	\$132,729	\$132,729
10.1012	OVERTIME PAY	\$0	\$0	\$0	\$0
10.1013	LONGEVITY	\$8,500	\$6,100	\$6,100	\$6,100
Total: Personal Services		\$188,912	\$173,885	\$138,829	\$138,829
41.4105	REGISTRATION FEES	\$300	\$300	\$300	\$300
42.4203	OFFICE SUPPLIES	\$2,500	\$2,500	\$2,500	\$2,500
42.4204	POSTAGE	\$3,000	\$3,000	\$3,000	\$3,000
42.4205	PRINTING	\$4,235	\$5,600	\$5,600	\$5,600
42.4207	FURNITURE	\$0	\$850	\$850	\$850
42.4209	OFFICE OTHER	\$300	\$300	\$300	\$300
44.4405	PHONE LAND LINES	\$14,000	\$14,000	\$14,000	\$14,000
46.4612	EMPL TRAINING	\$0	\$300	\$300	\$300
Total: Contract Services		\$24,335	\$26,850	\$26,850	\$26,850
80.8001	FICA AND MEDICARE	\$14,567	\$13,417	\$10,735	\$10,735
80.8002	HLTH INSUR ACTIVE EMPLOYEE	\$82,308	\$83,767	\$64,767	\$64,767
80.8004	HLTH INSUR OPT OUT	\$1,500	\$1,500	\$1,500	\$1,500
80.8005	RETIREMENT	\$28,904	\$29,815	\$23,004	\$23,004
80.8006	WORKERS COMPENSATION	\$8,978	\$8,769	\$7,016	\$7,016
80.8007	DISABILITY	\$565	\$565	\$452	\$452
Total: Employee Benefits		\$136,822	\$137,833	\$107,474	\$107,474
Total Budgetary Appropriations for EI-6020-80		\$350,069	\$338,568	\$273,153	\$273,153
COUNTY SHARE		\$350,069	\$338,568	\$273,153	\$273,153

County of Sullivan
GENERAL FUND OPERATING BUDGET

Account Number	Description	2014 AMENDED BUDGET	2015 DEPARTMENT REQUEST	2015 RECOMMENDED	2015 ADOPTED
Department : EI-6020-81 - ADULT CARE CENTER - ACC - ADMINISTRATIVE OFFICES					
R5789.R239	OTHER DEBT - MISC	\$0	\$0	\$0	\$0
Total:		\$0	\$0	\$0	\$0
	Total for EI-6020-81	\$0	\$0	\$0	\$0
Budgetary Appropriations					
10.1011	REGULAR PAY	\$311,209	\$341,631	\$317,309	\$317,309
10.1012	OVERTIME PAY	\$0	\$0	\$0	\$0
10.1013	LONGEVITY	\$5,300	\$5,800	\$5,800	\$5,800
Total: Personal Services		\$316,509	\$347,431	\$323,109	\$323,109
40.4013	CONTRACT OTHER	\$22,050	\$22,050	\$22,050	\$22,050
41.4102	LODGING	\$310	\$350	\$350	\$350
41.4103	MEALS	\$90	\$100	\$100	\$100
41.4105	REGISTRATION FEES	\$1,070	\$1,100	\$1,100	\$1,100
41.4106	REPAIRS/MAINTENANCE	\$2,000	\$2,000	\$2,000	\$2,000
42.4201	ADVERTISING	\$10,000	\$10,000	\$10,000	\$10,000
42.4203	OFFICE SUPPLIES	\$0	\$0	\$0	\$0
42.4204	POSTAGE	\$0	\$0	\$0	\$0
42.4206	PUBLICATIONS	\$500	\$500	\$500	\$500
43.4308	MIS CHARGEBACKS	\$62,000	\$62,000	\$62,000	\$62,000
44.4405	PHONE LAND LINES	\$0	\$0	\$0	\$0
45.4501	SPEC DEPT SUPPLY MISC/OTHER	\$3	\$200	\$200	\$200
46.4603	EMPL UNIFORM ALLOWANCE	\$1,900	\$2,300	\$2,300	\$2,300
46.4608	EMPL TUITION REFUNDS	\$2,500	\$2,500	\$2,500	\$2,500
46.4610	EMPL NOTARY/CERTIFICATION	\$1,500	\$1,500	\$1,500	\$1,500
47.4703	DUES	\$13,240	\$15,100	\$15,100	\$15,100
47.4708	INSURANCE	\$75,900	\$75,000	\$75,000	\$75,000
47.4710	DEPT MISC/OTHER	\$500	\$500	\$500	\$500
47.4733	INDIRECT COST ALLOCATION	\$540,279	\$540,279	\$540,279	\$540,279
47.4767	NYS/US REGLTRY FEES/FINES/ASSESS	\$720,000	\$710,000	\$710,000	\$710,000
Total: Contract Services		\$1,453,842	\$1,445,479	\$1,445,479	\$1,445,479
80.8001	FICA AND MEDICARE	\$24,358	\$26,756	\$21,336	\$21,336
80.8002	HLTH INSUR ACTIVE EMPLOYEE	\$124,872	\$97,816	\$97,816	\$97,816
80.8004	HLTH INSUR OPT OUT	\$0	\$1,500	\$1,500	\$1,500
80.8005	RETIREMENT	\$48,426	\$59,457	\$53,539	\$53,539
80.8006	WORKERS COMPENSATION	\$15,221	\$17,487	\$13,945	\$13,945
80.8007	DISABILITY	\$904	\$904	\$904	\$904
80.8008	UNEMPLOYMENT	\$61,000	\$58,000	\$58,000	\$58,000
Total: Employee Benefits		\$274,781	\$261,920	\$247,040	\$247,040
	Total Budgetary Appropriations for EI-6020-81	\$2,045,132	\$2,054,830	\$2,015,628	\$2,015,628
Budgetary Revenues					
R2401.R223	INTEREST EARNED - INTEREST	\$(6,000)	\$(6,000)	\$(6,000)	\$(6,000)
R2710.R338	PREMIUM ON DEBT - OTHER	\$0	\$0	\$0	\$0
R2770.R338	MISC REVENUE - OTHER	\$0	\$0	\$0	\$0
R2772.R239	INTERGOVRNMTL TRANSFR - MAIN	\$(2,555,973)	\$(4,221,157)	\$(4,221,157)	\$(4,221,157)
Total: Departmental Revenue		\$(2,561,973)	\$(4,227,157)	\$(4,227,157)	\$(4,227,157)
R5031.R209	INTERFUND TRANSFR - GENERAL FUND	\$(1,149,767)	\$(1,513,643)	\$(74,405)	\$(74,405)
Total: Interfund Transfer General Fund		\$(1,149,767)	\$(1,513,643)	\$(74,405)	\$(74,405)
	Total Budgetary Revenues for EI-6020-81	\$(3,711,740)	\$(5,740,800)	\$(4,301,562)	\$(4,301,562)
	COUNTY SHARE	\$(1,666,608)	\$(3,685,970)	\$(2,285,934)	\$(2,285,934)

County of Sullivan
GENERAL FUND OPERATING BUDGET

Account Number	Description	2014 AMENDED BUDGET	2015 DEPARTMENT REQUEST	2015 RECOMMENDED	2015 ADOPTED
Department : EI-9710 - SERIAL BONDS					
Budgetary Appropriations					
60.6002	DEBT SERV PRINCIPAL SERIAL BOND	\$17,484	\$16,892	\$16,892	\$16,892
70.7002	DEBT SERV INTEREST SERIAL BOND	\$2,666	\$1,968	\$9,468	\$9,468
Total: Debt Service		\$20,150	\$18,860	\$26,360	\$26,360
	Total Budgetary Appropriations for EI-9710	\$20,150	\$18,860	\$26,360	\$26,360
	COUNTY SHARE	\$20,150	\$18,860	\$26,360	\$26,360

A-1910 UNALLOCATED INSURANCE

Mission Statement

This appropriation line provides funding for the County's various insurance policies as well as its insurance broker.

	<u>2014 Amended</u>	<u>2015 Adopted</u>
Budgetary Appropriations		
Contract Services	\$869,060	\$829,060
Total Budgetary Appropriations	<u>\$869,060</u>	<u>\$829,060</u>
Budgetary Revenues		
Departmental Revenue	\$360,000	\$472,000
Total Budgetary Revenues	<u>\$360,000</u>	<u>\$472,000</u>
County Share	<u>\$509,060</u>	<u>\$357,060</u>

A1910 UNALLOCATED INSURANCE

The Unallocated Insurance organization is utilized to pay for the various insurance policies of the county and for our insurance broker. Policies include:

- Property;
- Liability
- Inland marine;
- Excess property
- Boiler and machinery systems breakdown
- Commercial excess liability policy

All of the bills for these services are expensed to this organization. This organization bills back various departments for their share of the coverage. Not all of the organizations expenses are charged back to the departments.

While various departments are billed back for their share of coverage, ultimately the cost of unallocated insurance is 100% County Share

Actual County Cost of Program/Activity 2013: \$896,032

County of Sullivan
GENERAL FUND OPERATING BUDGET

Account Number	Description	2014 AMENDED BUDGET	2015 DEPARTMENT REQUEST	2015 RECOMMENDED	2015 ADOPTED
Department : A-1910 - UNALLOCATED INSURANCE					
Budgetary Appropriations					
47.4708	INSURANCE	\$820,000	\$780,000	\$780,000	\$780,000
47.4733	INDIRECT COST ALLOCATION	\$49,060	\$49,060	\$49,060	\$49,060
Total: Contract Services		\$869,060	\$829,060	\$829,060	\$829,060
Total Budgetary Appropriations for A-1910		\$869,060	\$829,060	\$829,060	\$829,060
Budgetary Revenues					
R1289.R247	GEN GOV DEPT INCOME - MISC FEE/REIMBURSMNT	\$(360,000)	\$(320,000)	\$(472,000)	\$(472,000)
Total: Departmental Revenue		\$(360,000)	\$(320,000)	\$(472,000)	\$(472,000)
Total Budgetary Revenues for A-1910		\$(360,000)	\$(320,000)	\$(472,000)	\$(472,000)
COUNTY SHARE		\$509,060	\$509,060	\$357,060	\$357,060

A-1920 MUNICIPAL ASSOCIATION DUES

Mission Statement

This appropriation line provides funding to pay for association dues to the various organizations to which Sullivan County is a member.

	<u>2014 Amended</u>	<u>2015 Adopted</u>
Budgetary Appropriations		
Contract Services	\$35,000	\$35,000
Total Budgetary Appropriations	<u>\$35,000</u>	<u>\$35,000</u>
County Share	<u>\$35,000</u>	<u>\$35,000</u>

A1920 MUNICIPAL ASSOCIATION DUES

The Municipal Association Dues organization provides funding for municipal dues to the New York State Association of Counties, National Association of Counties, Hudson Valley Regional Council, Coalition of Watershed Towns, ICLEI Local Government for Sustainability, and Pattern for Progress. All dues are 100% County share, and none of the agency payments are a mandated service.

Program Areas and Services

Agency

New York State Association of Counties:

- The mission of NYSAC is to represent, educate, advocate for, and serve Member Counties and the thousands of elected and appointed county officials who serve the public.

National Association of Counties:

- NaCO is the only national organization that represents County governments before the Administration and Congress. NaCO provides essential services to the nation's 3,068 counties.

Hudson Valley Regional Council:

- Provides a comprehensive range of services associated with the growth and development of communities within the Hudson Valley. The Council acts as a link between local needs and federal/state funding programs. The Council creates a Comprehensive Economic Development Strategy (CEDS) for the region. The CEDS allows for Federal funding opportunities.

Coalition of Watershed Towns:

- The Coalition of Watershed Towns is an organization that represents and lobbies on behalf of towns in the NYC watershed.

ICLEI Local Governments for Sustainability

- ICLEI's mission is to build and serve a worldwide movement of local governments to achieve tangible improvements in global sustainability with special focus on environmental conditions through cumulative local actions.

Pattern for Progress

- Pattern for Progress' mission is to promote regional, balanced and sustainable solutions that enhance the growth and vitality of the Hudson Valley.

County of Sullivan
GENERAL FUND OPERATING BUDGET

Account Number	Description	2014 AMENDED BUDGET	2015 DEPARTMENT REQUEST	2015 RECOMMENDED	2015 ADOPTED
Department : A-1920 - MUNICIPAL ASSOCIATION DUES					
Budgetary Appropriations					
47.4703	DUES	\$35,000	\$35,000	\$35,000	\$35,000
Total: Contract Services		\$35,000	\$35,000	\$35,000	\$35,000
Total Budgetary Appropriations for A-1920		\$35,000	\$35,000	\$35,000	\$35,000
COUNTY SHARE		\$35,000	\$35,000	\$35,000	\$35,000

A-1930 JUDGEMENTS AND CLAIMS

Mission Statement

This appropriation line records expenses for judgements and settlements against the County.

	<u>2014 Amended</u>	<u>2015 Adopted</u>
Budgetary Appropriations		
Contract Services	\$150,000	\$150,000
Total Budgetary Appropriations	<u>\$150,000</u>	<u>\$150,000</u>
Budgetary Revenues		
Federal Aid	\$0	\$0
Total Budgetary Revenues	<u>\$0</u>	<u>\$0</u>
County Share	<u>\$150,000</u>	<u>\$150,000</u>

A1930 JUDGEMENTS AND CLAIMS

The Judgments and Claims organization is used to record expenses for judgments and settlements against the County.

Expenses associated with Judgments and Claims are 100% County cost with no outside funding. County law section 355 (d) requires a statement of the amount recommended as necessary to be appropriated for the payment of judgments against the county payable during the ensuing fiscal year.

Actual County Cost of Program/Activity 2013: \$85,278

County of Sullivan
GENERAL FUND OPERATING BUDGET

Account Number	Description	2014 AMENDED BUDGET	2015 DEPARTMENT REQUEST	2015 RECOMMENDED	2015 ADOPTED
Department : A-1930 - JUDGEMENTS & CLAIMS					
Budgetary Appropriations					
46.4613	JUDGEMENTS/CLAIMS	\$150,000	\$150,000	\$150,000	\$150,000
Total: Contract Services		\$150,000	\$150,000	\$150,000	\$150,000
Total Budgetary Appropriations for A-1930		\$150,000	\$150,000	\$150,000	\$150,000
COUNTY SHARE		\$150,000	\$150,000	\$150,000	\$150,000

A-1989-99 OTHER GENERAL GOV SUPPORT

Mission Statement

This appropriation line contains line items for the Refund of Real Property Taxes, Bond and Note Expense, and Contingency Appropriations.

	<u>2014 Amended</u>	<u>2015 Adopted</u>
Budgetary Appropriations		
Contract Services	\$1,306,600	\$1,895,000
Total Budgetary Appropriations	<u>\$1,306,600</u>	<u>\$1,895,000</u>
County Share	<u>\$1,306,600</u>	<u>\$1,895,000</u>

A1989-99 OTHER GOVERNMENT SUPPORT - MISC EXPENSE

The Miscellaneous Expense organization contains line items for the Refund of Real Property Taxes, Bond and Note Expense, and Contingency Appropriations.

This Budgetary Organization receives its funding from the County's general fund and is 100% County cost.

Program Areas and Services

Refund of Real Property Taxes:

The Refund of Real Property Taxes expense appropriation is used to record expenses associated with the cancellation of unenforceable taxes, correct errors in essential fact on tax rolls, correct clerical errors on tax rolls, and for the reduction in taxes associated with challenges to tax assessments.

Bond & Note Expense:

The Bond & Note Expense appropriation is used to record expenses associated with the issuance of debt obligations. These expenses typically include payment for bond advisors, the publication expense associated with the posting of bond notices of estoppels, the advertisement of the pending bond sale, and the printing of the bonds.

Contingency Appropriations

A contingency line item is included in the budget to provide funding for unexpected events. Statutory law provides specific limits on the amount that can be budgeted in this line item. County Law Section 365 (1) (3) authorizes contingency appropriations for Counties. Expenditures may not be charged directly to the contingency appropriation. The Legislature must first modify the budget by transferring from the contingency appropriation to the appropriation account needing funding. Using contingency appropriation does not increase the original budget, it reallocates funding.

County of Sullivan
GENERAL FUND OPERATING BUDGET

Account Number	Description	2014 AMENDED BUDGET	2015 DEPARTMENT REQUEST	2015 RECOMMENDED	2015 ADOPTED
Department : A-1989-99 - OTHER GENERAL GOV SUPPORT - MISC EXPENSE					
Budgetary Appropriations					
47.4731	REFUND REAL PROP TAX	\$60,000	\$60,000	\$60,000	\$60,000
47.4734	BOND/NOTE EXPENSE	\$71,852	\$50,000	\$85,000	\$85,000
47.4735	CONTINGENT - NEW INITIATIVES	\$464,000	\$500,000	\$500,000	\$500,000
47.4736	CONTINGENT	\$1,088,280	\$1,250,000	\$1,250,000	\$1,250,000
Total: Contract Services		\$1,684,132	\$1,860,000	\$1,895,000	\$1,895,000
	Total Budgetary Appropriations for A-1989-99	\$1,684,132	\$1,860,000	\$1,895,000	\$1,895,000
	COUNTY SHARE	\$1,684,132	\$1,860,000	\$1,895,000	\$1,895,000

A-9730 BOND ANTICIPATION NOTES

Mission Statement

This line includes appropriations for principal and interest payments on short term borrowing or bonds.

	<u>2014 Amended</u>	<u>2015 Adopted</u>
Budgetary Appropriations		
Debt Service	\$208,000	\$206,000
Total Budgetary Appropriations	<u>\$208,000</u>	<u>\$206,000</u>
County Share	<u>\$208,000</u>	<u>\$206,000</u>

County of Sullivan
GENERAL FUND OPERATING BUDGET

Account Number	Description	2014 AMENDED BUDGET	2015 DEPARTMENT REQUEST	2015 RECOMMENDED	2015 ADOPTED
Department : A-9730 - BOND ANTICIPATION NOTES					
Budgetary Appropriations					
60.6001	DEBT SERV PRINCIPAL B.A.N.	\$200,000	\$200,000	\$200,000	\$200,000
70.7001	DEBT SERV INTEREST B.A.N.	\$8,000	\$6,000	\$6,000	\$6,000
Total: Debt Service		\$208,000	\$206,000	\$206,000	\$206,000
	Total Budgetary Appropriations for A-9730	\$208,000	\$206,000	\$206,000	\$206,000
	COUNTY SHARE	\$208,000	\$206,000	\$206,000	\$206,000

A-9760 TAX ANTICIPATION NOTES

Mission Statement

This line includes short term bonds issued to provide cash flow until such time as other anticipated revenue is realized.

	<u>2014 Amended</u>	<u>2015 Adopted</u>
Budgetary Appropriations		
Debt Service	\$68,875	\$90,000
Total Budgetary Appropriations	<u>\$68,875</u>	<u>\$90,000</u>
County Share	<u>\$68,875</u>	<u>\$90,000</u>

County of Sullivan
GENERAL FUND OPERATING BUDGET

Account Number	Description	2014 AMENDED BUDGET	2015 DEPARTMENT REQUEST	2015 RECOMMENDED	2015 ADOPTED
Department : A-9760 - TAX ANTICIPATION NOTES					
Budgetary Appropriations					
70.7004	DEBT SERV INTEREST T.A.N.	\$68,875	\$90,000	\$90,000	\$90,000
Total: Debt Service		\$68,875	\$90,000	\$90,000	\$90,000
	Total Budgetary Appropriations for A-9760	\$68,875	\$90,000	\$90,000	\$90,000
	COUNTY SHARE	\$68,875	\$90,000	\$90,000	\$90,000

INTERFUND TRANSFERS

Mission Statement

This appropriation line provides subsidies from the County's General Fund to its other Operating Funds, such as the County Road Fund and Road Machinery Fund.

	<u>2014 Amended</u>	<u>2015 Adopted</u>
Budgetary Appropriations		
Interfund Transfer Debt	\$18,321,403	\$18,542,667
Total Budgetary Appropriations	\$18,321,403	\$18,542,667
County Share	\$18,321,403	\$18,542,667

County of Sullivan
GENERAL FUND OPERATING BUDGET

Account Number	Description	2014 AMENDED BUDGET	2015 DEPARTMENT REQUEST	2015 RECOMMENDED	2015 ADOPTED
Department : A-9901 - INTERFUND TRANSFERS					
Budgetary Appropriations					
90.9001	TRANSFERS COUNTY ROAD	\$11,567,029	\$14,928,902	\$11,762,761	\$11,804,889
90.9002	TRANSFERS ROAD MACHINERY	\$3,387,749	\$4,236,082	\$3,993,296	\$3,993,296
90.9003	TRANSFERS ADULT CARE CENTER	\$1,149,767	\$1,513,643	\$74,405	\$74,405
90.9006	TRANSFERS DEBT SERVICE	\$1,132,676	\$1,395,077	\$1,395,077	\$1,395,077
90.9037	TRANSFERS SOLID WASTE	\$1,115,507	\$1,275,000	\$1,275,000	\$1,275,000
Total: Interfund Transfer Debt Service		\$18,352,728	\$23,348,704	\$18,500,539	\$18,542,667
Total Budgetary Appropriations for A-9901		\$18,352,728	\$23,348,704	\$18,500,539	\$18,542,667
COUNTY SHARE		\$18,352,728	\$23,348,704	\$18,500,539	\$18,542,667

A-9999 GENERAL FUND REVENUES

Mission Statement

This appropriation line accounts for revenue not directly associated with any particular department, such as sales tax.

	<u>2014 Amended</u>	<u>2015 Adopted</u>
Budgetary Revenues		
Departmental Revenue	\$47,148,548	\$48,070,168
State Aid	\$3,500	\$3,500
Interfund Transfer General Fun	\$0	\$500,000
Total Budgetary Revenues	<u>\$47,152,048</u>	<u>\$48,573,668</u>
County Share	<u>\$(47,152,048)</u>	<u>\$(48,573,668)</u>

County of Sullivan
GENERAL FUND OPERATING BUDGET

Account Number	Description	2014 AMENDED BUDGET	2015 DEPARTMENT REQUEST	2015 RECOMMENDED	2015 ADOPTED
Department : A-9999 - GENERAL FUND REVENUES					
Budgetary Revenues					
R1001.R239	REAL PROPERTY TAX - MAIN	\$0	\$0	\$0	\$0
R1051.R239	GAIN FRM SALE TAX ACQ PROP - MAIN	\$(776,939)	\$(750,000)	\$(750,000)	\$(750,000)
R1081.R239	OTHR PAYMNT IN LIEU OF TAX - MAIN	\$(851,656)	\$(781,740)	\$(861,403)	\$(1,082,163)
R1090.R239	INT/PENALTY REAL PROP TAX - MAIN	\$(5,500,000)	\$(5,000,000)	\$(5,000,000)	\$(5,000,000)
R1110.R239	SALES AND USE TAX - MAIN	\$(34,000,000)	\$(35,000,000)	\$(35,000,000)	\$(35,200,000)
R1113.R239	ROOM OCCUPANCY TAX - MAIN	\$(550,000)	\$(550,000)	\$(600,000)	\$(600,000)
R1136.R239	AUTOMOBILE USE TAX - MAIN	\$(475,000)	\$(475,000)	\$(475,000)	\$(475,000)
R1150.R239	OFF TRACK BETTING SURTAX - MAIN	\$(250,000)	\$(200,000)	\$(200,000)	\$(200,000)
R1189.R249	NON PROPRTY TAX - MORTGAGE TAX	\$(470,000)	\$(500,000)	\$(500,000)	\$(500,000)
R1189.R311	NON PROPRTY TAX - STUMPAGE TAX	\$(2,000)	\$(2,000)	\$(2,000)	\$(2,000)
R1289.R290	GEN GOV DEPT INCOME - RETURN CHECK SERV CHARGE	\$(2,000)	\$(2,000)	\$(2,000)	\$(2,000)
R2401.R223	INTEREST EARNED - INTEREST	\$(40,000)	\$(40,000)	\$(40,000)	\$(40,000)
R2450.R150	COMMISSIONS - CONCESSIONS	\$(8,400)	\$(10,800)	\$(10,800)	\$(10,800)
R2590.R247	PERMITS - MISC FEE/REIMBURSMNT	\$(1,500)	\$(1,500)	\$(1,500)	\$(1,500)
R2610.R239	FINES/FORFEITED BAIL - MAIN	\$(2,000)	\$(2,000)	\$(2,000)	\$(2,000)
R2620.R247	FORFEITR OF DEPOSITS - MISC FEE/REIMBURSMNT	\$(10,000)	\$(10,000)	\$(10,000)	\$(10,000)
R2680.R338	INSURNCE RECOVRY - OTHER	\$(100,000)	\$(15,000)	\$(100,000)	\$(100,000)
R2690.R289	COMPENSATN FOR LOSS - RESTITUTION	\$0	\$0	\$0	\$0
R2710.R338	PREMIUM ON DEBT - OTHER	\$(6,704)	\$0	\$0	\$0
R2725.R239	VLTR/TRIBAL STATE COMPACT MONEY - MAIN	\$(308,570)	\$(308,570)	\$(308,570)	\$(308,570)
R2770.R133	MISC REVENUE - CHARGBCK - INDIRECT COST	\$(3,043,779)	\$(3,036,135)	\$(3,036,135)	\$(3,036,135)
R2770.R247	MISC REVENUE - MISC FEE/REIMBURSMNT	\$0	\$0	\$0	\$0
R2770.R281	MISC REVENUE - JURY/SUBPOENA/WITNESS	\$0	\$0	\$0	\$0
R2770.R338	MISC REVENUE - OTHER	\$(750,000)	\$(750,000)	\$(750,000)	\$(750,000)
Total: Departmental Revenue		\$(47,148,548)	\$(47,434,745)	\$(47,649,408)	\$(48,070,168)
R3021.R223	ST AID COURT FACILITY - INTEREST	\$(3,500)	\$(3,500)	\$(3,500)	\$(3,500)
Total: State Aid		\$(3,500)	\$(3,500)	\$(3,500)	\$(3,500)
R5031.R120	INTERFUND TRANSFR - CAPITAL FUND	\$0	\$0	\$0	\$0
R5031.R166	INTERFUND TRANSFR - DEBT SERVICE FUND	\$0	\$0	\$0	\$0
R5031.R406	INTERFUND TRANSFR - REFUSE & GARBAGE	\$0	\$0	\$(500,000)	\$(500,000)
Total: Interfund Transfer General Fund		\$0	\$0	\$(500,000)	\$(500,000)
		\$(47,152,048)	\$(47,438,245)	\$(48,152,908)	\$(48,573,668)
	COUNTY SHARE	\$(47,152,048)	\$(47,438,245)	\$(48,152,908)	\$(48,573,668)

A-1989-98 OTHER GENERAL GOV SUPPORT

Mission Statement

This organization includes funding for post employment benefits to all eligible retired County employees who were employed within departments classified as General Government Support (appropriation lines A1XXX). It also accounts for expenses for employees who are separated from employment and are eligible for unemployment benefits.

	<u>2014 Amended</u>	<u>2015 Adopted</u>
Budgetary Appropriations		
Employee Benefits	\$772,919	\$644,692
Total Budgetary Appropriations	<u>\$772,919</u>	<u>\$644,692</u>
County Share	<u>\$772,919</u>	<u>\$644,692</u>

A-3989-98 OTHER PUBLIC SAFETY

Mission Statement

This organization includes funding for post employment benefits to all eligible retired County employees who were employed within departments classified as Public Safety (appropriation lines A3XXX). It also accounts for expenses for employees who are separated from employment and are eligible for unemployment benefits.

	<u>2014 Amended</u>	<u>2015 Adopted</u>
Budgetary Appropriations		
Employee Benefits	\$704,844	\$837,210
Total Budgetary Appropriations	<u>\$704,844</u>	<u>\$837,210</u>
County Share	<u>\$704,844</u>	<u>\$837,210</u>

A-4989-98 OTHER HEALTH

Mission Statement

This organization includes funding for post employment benefits to all eligible retired County employees who were employed within departments classified as Health organizations (appropriation lines A4XXX). It also accounts for expenses for employees who are separated from employment and are eligible for unemployment benefits.

	<u>2014 Amended</u>	<u>2015 Adopted</u>
Budgetary Appropriations		
Employee Benefits	\$389,582	\$419,214
Total Budgetary Appropriations	<u>\$389,582</u>	<u>\$419,214</u>
County Share	<u>\$389,582</u>	<u>\$419,214</u>

A-5989-98 OTHER TRANSPORTATION

Mission Statement

This organization includes funding for post employment benefits to all eligible retired County employees who were employed within departments classified as Transportation organizations (appropriation lines A5XXX). It also accounts for expenses for employees who are separated from employment and are eligible for unemployment benefits.

	<u>2014 Amended</u>	<u>2015 Adopted</u>
Budgetary Appropriations		
Employee Benefits	\$77,362	\$82,652
Total Budgetary Appropriations	<u>\$77,362</u>	<u>\$82,652</u>
County Share	<u>\$77,362</u>	<u>\$82,652</u>

A-6990-98 OTHER ECONOMIC ASSIST AND OPPORTUN

Mission Statement

This organization includes funding for post employment benefits to all eligible retired County employees who were employed within departments classified as Economic Assistance and Opportunity (appropriation lines A6XXX). It also accounts for expenses for employees who are separated from employment and are eligible for unemployment benefits.

	<u>2014 Amended</u>	<u>2015 Adopted</u>
Budgetary Appropriations		
Employee Benefits	\$1,036,062	\$1,159,951
Total Budgetary Appropriations	\$1,036,062	\$1,159,951
County Share	\$1,036,062	\$1,159,951

A-7989-98 OTHER CULTURE AND RECREATION

Mission Statement

This organization includes funding for post employment benefits to all eligible retired County employees who were employed within departments classified as Culture and Recreation (appropriation lines A7XXX). It also accounts for expenses for employees who are separated from employment and are eligible for unemployment benefits.

	<u>2014 Amended</u>	<u>2015 Adopted</u>
Budgetary Appropriations		
Employee Benefits	\$122,580	\$130,114
Total Budgetary Appropriations	<u>\$122,580</u>	<u>\$130,114</u>
County Share	<u>\$122,580</u>	<u>\$130,114</u>

A-8989-98 OTHER HOME AND COMMUNITY SERVICES

Mission Statement

This organization includes funding for post employment benefits to all eligible retired County employees who were employed within departments classified as Home and Community Services (appropriation lines A8XXX). It also accounts for expenses for employees who are separated from employment and are eligible for unemployment benefits.

	<u>2014 Amended</u>	<u>2015 Adopted</u>
Budgetary Appropriations		
Employee Benefits	\$3,687	\$3,915
Total Budgetary Appropriations	<u>\$3,687</u>	<u>\$3,915</u>
County Share	<u>\$3,687</u>	<u>\$3,915</u>

County of Sullivan
GENERAL FUND OPERATING BUDGET

Account Number	Description	2014 AMENDED BUDGET	2015 DEPARTMENT REQUEST	2015 RECOMMENDED	2015 ADOPTED
Department : A-1989-98 - OTHER GENERAL GOV SUPPORT - POST EMPLOYMENT BENEFITS					
Budgetary Appropriations					
80.8003	HLTH INSUR RETIREES	\$772,919	\$844,692	\$644,692	\$644,692
80.8008	UNEMPLOYMENT	\$0	\$0	\$0	\$0
Total: Employee Benefits		\$772,919	\$844,692	\$644,692	\$644,692
	Total Budgetary Appropriations for A-1989-98	\$772,919	\$844,692	\$644,692	\$644,692
	COUNTY SHARE	\$772,919	\$844,692	\$644,692	\$644,692

County of Sullivan
GENERAL FUND OPERATING BUDGET

Account Number	Description	2014 AMENDED BUDGET	2015 DEPARTMENT REQUEST	2015 RECOMMENDED	2015 ADOPTED
Department : A-3989-98 - OTHER PUBLIC SAFETY - POST EMPLOYMENT BENEFITS					
Budgetary Appropriations					
80.8003	HLTH INSUR RETIREES	\$704,844	\$837,210	\$837,210	\$837,210
80.8008	UNEMPLOYMENT	\$0	\$0	\$0	\$0
Total: Employee Benefits		\$704,844	\$837,210	\$837,210	\$837,210
	Total Budgetary Appropriations for A-3989-98	\$704,844	\$837,210	\$837,210	\$837,210
	COUNTY SHARE	\$704,844	\$837,210	\$837,210	\$837,210

County of Sullivan
GENERAL FUND OPERATING BUDGET

Account Number	Description	2014 AMENDED BUDGET	2015 DEPARTMENT REQUEST	2015 RECOMMENDED	2015 ADOPTED
Department : A-4989-98 - OTHER HEALTH - POST EMPLOYMENT BENEFITS					
Budgetary Appropriations					
80.8003	HLTH INSUR RETIREES	\$389,582	\$419,214	\$419,214	\$419,214
80.8008	UNEMPLOYMENT	\$0	\$0	\$0	\$0
Total: Employee Benefits		\$389,582	\$419,214	\$419,214	\$419,214
	Total Budgetary Appropriations for A-4989-98	\$389,582	\$419,214	\$419,214	\$419,214
	COUNTY SHARE	\$389,582	\$419,214	\$419,214	\$419,214

County of Sullivan
GENERAL FUND OPERATING BUDGET

Account Number	Description	2014 AMENDED BUDGET	2015 DEPARTMENT REQUEST	2015 RECOMMENDED	2015 ADOPTED
Department : A-5989-98 - OTHER TRANSPORTATION - POST EMPLOYMENT BENEFITS					
Budgetary Appropriations					
80.8003	HLTH INSUR RETIREES	\$77,362	\$82,652	\$82,652	\$82,652
80.8008	UNEMPLOYMENT	\$0	\$0	\$0	\$0
Total: Employee Benefits		\$77,362	\$82,652	\$82,652	\$82,652
	Total Budgetary Appropriations for A-5989-98	\$77,362	\$82,652	\$82,652	\$82,652
	COUNTY SHARE	\$77,362	\$82,652	\$82,652	\$82,652

County of Sullivan
GENERAL FUND OPERATING BUDGET

Account Number	Description	2014 AMENDED BUDGET	2015 DEPARTMENT REQUEST	2015 RECOMMENDED	2015 ADOPTED
Department : A-6990-98 - OTHER ECONOMIC ASSIST & OPPORTUN - POST EMPLOYMENT B					
Budgetary Appropriations					
80.8003	HLTH INSUR RETIREES	\$1,036,062	\$1,159,951	\$1,159,951	\$1,159,951
80.8008	UNEMPLOYMENT	\$0	\$0	\$0	\$0
Total: Employee Benefits		\$1,036,062	\$1,159,951	\$1,159,951	\$1,159,951
	Total Budgetary Appropriations for A-6990-98	\$1,036,062	\$1,159,951	\$1,159,951	\$1,159,951
	COUNTY SHARE	\$1,036,062	\$1,159,951	\$1,159,951	\$1,159,951

County of Sullivan
GENERAL FUND OPERATING BUDGET

<u>Account Number</u>	<u>Description</u>	<u>2014 AMENDED BUDGET</u>	<u>2015 DEPARTMENT REQUEST</u>	<u>2015 RECOMMENDED</u>	<u>2015 ADOPTED</u>
Department : A-7989-98 - OTHER CULTURE & RECREATION - POST EMPLOYMENT BENEFITS					
Budgetary Appropriations					
80.8003	HLTH INSUR RETIREES	\$122,580	\$130,114	\$130,114	\$130,114
Total: Employee Benefits		\$122,580	\$130,114	\$130,114	\$130,114
	Total Budgetary Appropriations for A-7989-98	\$122,580	\$130,114	\$130,114	\$130,114
	COUNTY SHARE	\$122,580	\$130,114	\$130,114	\$130,114

County of Sullivan
GENERAL FUND OPERATING BUDGET

Account Number	Description	2014 AMENDED BUDGET	2015 DEPARTMENT REQUEST	2015 RECOMMENDED	2015 ADOPTED
Department : A-8989-98 - OTHER HOME & COMMUNITY SERVICES - POST EMPLOYMENT BEN					
Budgetary Appropriations					
80.8003	HLTH INSUR RETIREES	\$3,687	\$3,915	\$3,915	\$3,915
Total: Employee Benefits		\$3,687	\$3,915	\$3,915	\$3,915
Total Budgetary Appropriations for A-8989-98		\$3,687	\$3,915	\$3,915	\$3,915
COUNTY SHARE		\$3,687	\$3,915	\$3,915	\$3,915

Debt Service

	<u>2014 Amended</u>	<u>2015 Adopted</u>
Budgetary Appropriations		
Contract Services	\$22,405	\$5,737
Debt Service	\$8,975,104	\$8,950,175
Interfund Transfer Debt Service	\$0	\$0
Total Budgetary Appropriations	\$8,997,509	\$8,955,912
Budgetary Revenues		
Departmental Revenue	\$0	\$0
Federal Aid	\$165,063	\$165,063
Interfund Transfer General Fun	\$8,832,446	\$8,790,849
Total Budgetary Revenues	\$8,997,509	\$8,955,912
County Share	\$0	\$0

County of Sullivan
GENERAL FUND OPERATING BUDGET

Account Number	Description	2014 AMENDED BUDGET	2015 DEPARTMENT REQUEST	2015 RECOMMENDED	2015 ADOPTED
Department : V-1380 - FISCAL AGENT FEES					
Budgetary Appropriations					
46.4618	DEBT ADMIN FEES	\$22,405	\$5,737	\$5,737	\$5,737
Total: Contract Services		\$22,405	\$5,737	\$5,737	\$5,737
Total Budgetary Appropriations for V-1380		\$22,405	\$5,737	\$5,737	\$5,737
COUNTY SHARE		\$22,405	\$5,737	\$5,737	\$5,737

County of Sullivan
GENERAL FUND OPERATING BUDGET

Account Number	Description	2014 AMENDED BUDGET	2015 DEPARTMENT REQUEST	2015 RECOMMENDED	2015 ADOPTED
Department : V-9710 - SERIAL BONDS					
Budgetary Appropriations					
60.6002	DEBT SERV PRINCIPAL SERIAL BOND	\$7,017,516	\$6,728,109	\$6,728,109	\$6,728,109
70.7002	DEBT SERV INTEREST SERIAL BOND	\$1,957,588	\$2,222,066	\$2,222,066	\$2,222,066
Total: Debt Service		\$8,975,104	\$8,950,175	\$8,950,175	\$8,950,175
	Total Budgetary Appropriations for V-9710	\$8,975,104	\$8,950,175	\$8,950,175	\$8,950,175
	COUNTY SHARE	\$8,975,104	\$8,950,175	\$8,950,175	\$8,950,175

County of Sullivan
GENERAL FUND OPERATING BUDGET

Account Number	Description	2014 AMENDED BUDGET	2015 DEPARTMENT REQUEST	2015 RECOMMENDED	2015 ADOPTED
Department : V-9785 - INSTALLMNT PURCHS DEBT					
Budgetary Appropriations					
60.6005	DEBT SERV PRINC INSTLLMNT PURCHS	\$0	\$0	\$0	\$0
70.7005	DEBT SERV INT INSTLLMNT PURCHS	\$0	\$0	\$0	\$0
Total: Debt Service		\$0	\$0	\$0	\$0
	Total Budgetary Appropriations for V-9785	\$0	\$0	\$0	\$0
	COUNTY SHARE	\$0	\$0	\$0	\$0

County of Sullivan
GENERAL FUND OPERATING BUDGET

Account Number	Description	2014 AMENDED BUDGET	2015 DEPARTMENT REQUEST	2015 RECOMMENDED	2015 ADOPTED
Department : V-9901 - INTERFUND TRANSFERS					
Budgetary Appropriations					
90.9001	TRANSFERS COUNTY ROAD	\$0	\$0	\$0	\$0
90.9002	TRANSFERS ROAD MACHINERY	\$0	\$0	\$0	\$0
90.9007	TRANSFERS GENERAL FUND	\$0	\$0	\$0	\$0
90.9037	TRANSFERS SOLID WASTE	\$0	\$0	\$0	\$0
Total: Interfund Transfer Debt Service		\$0	\$0	\$0	\$0
Total Budgetary Appropriations for V-9901		\$0	\$0	\$0	\$0
COUNTY SHARE		\$0	\$0	\$0	\$0

County of Sullivan
GENERAL FUND OPERATING BUDGET

Account Number	Description	2014 AMENDED BUDGET	2015 DEPARTMENT REQUEST	2015 RECOMMENDED	2015 ADOPTED
Department : V-9991 - PYMTS - ESCROW AGENT ADV REFUND					
Budgetary Appropriations					
46.4619	DEBT ADVANCE REFUNDING TO ESCROW	\$0	\$0	\$0	\$0
Total: Contract Services		\$0	\$0	\$0	\$0
	Total Budgetary Appropriations for V-9991	\$0	\$0	\$0	\$0
	COUNTY SHARE	\$0	\$0	\$0	\$0

County of Sullivan
GENERAL FUND OPERATING BUDGET

Account Number	Description	2014 AMENDED BUDGET	2015 DEPARTMENT REQUEST	2015 RECOMMENDED	2015 ADOPTED
Department : V-9996 - DEBT SERVICE FUND REVENUE					
R5791.R338	ADVANCE REFUNDING BONDS - OTHER	\$0	\$0	\$0	\$0
Total:		\$0	\$0	\$0	\$0
	Total for V-9996	\$0	\$0	\$0	\$0
Budgetary Revenues					
R2401.R223	INTEREST EARNED - INTEREST	\$0	\$0	\$0	\$0
R2710.R338	PREMIUM ON DEBT - OTHER	\$0	\$0	\$0	\$0
R2770.R247	MISC REVENUE - MISC FEE/REIMBURSMNT	\$0	\$0	\$0	\$0
Total: Departmental Revenue		\$0	\$0	\$0	\$0
R4089.R402	FED AID OTHR - ARRA AID	\$(165,063)	\$(165,063)	\$(165,063)	\$(165,063)
Total: Federal Aid		\$(165,063)	\$(165,063)	\$(165,063)	\$(165,063)
R5050.R120	INTERFND TRANSFR FR DEBT SERV - CAPITAL FUND	\$0	\$0	\$0	\$0
R5050.R154	INTERFND TRANSFR FR DEBT SERV - COUNTY ROAD	\$(1,954,317)	\$(2,113,046)	\$(2,113,046)	\$(2,113,046)
R5050.R209	INTERFND TRANSFR FR DEBT SERV - GENERAL FUND	\$(1,132,676)	\$(1,395,077)	\$(1,395,077)	\$(1,395,077)
R5050.R231	INTERFND TRANSFR FR DEBT SERV - LANDFILL/TRANSFER STATIONS	\$(4,940,789)	\$(4,401,554)	\$(4,401,554)	\$(4,401,554)
R5050.R292	INTERFND TRANSFR FR DEBT SERV - ROAD MACHINERY	\$(804,664)	\$(881,172)	\$(881,172)	\$(881,172)
Total: Interfund Transfer General Fund		\$(8,832,446)	\$(8,790,849)	\$(8,790,849)	\$(8,790,849)
	Total Budgetary Revenues for V-9996	\$(8,997,509)	\$(8,955,912)	\$(8,955,912)	\$(8,955,912)
	COUNTY SHARE	\$(8,997,509)	\$(8,955,912)	\$(8,955,912)	\$(8,955,912)

THIS PAGE INTENTIONALLY LEFT BLANK

2015 ADOPTED BUDGET FOR SULLIVAN COUNTY

STATEMENT OF DEBT – AS OF DECEMBER 31, 2014 - NOTES

<i>Bond Anticipation Notes Outstanding</i>	<i>Date of Issue</i>	<i>Rates</i>	<i>Amount</i>	<i>Due Date</i>
ACC HEAL Grant	06/10/2014 New	1.00%	\$750,000	06/10/2015
Landfill Closure	03/06/2014 Renewal	1.00%	\$1,100,000	03/0/2015
Road Reconstruction 2012	03/06/2014 Renewal	1.00%	\$1,200,000	03/06/2015
Computer Equipment	03/06/2014 Renewal	1.00%	\$600,000	03/06/2015
Road Reconstruction 2013	03/06/2014 Renewal	1.00%	\$2,800,000	03/06/2015
Total Bond Anticipation Notes Outstanding at December 31, 2014			\$6,450,000	

The above statement is required to be included in the Budget pursuant to Section 355(1)(g) of County Law.

2015 ADOPTED BUDGET FOR SULLIVAN COUNTY

STATEMENT OF DEBT – AS OF DECEMBER 31, 2014 – TAX ANTICIPATION NOTES

<i>Tax Anticipation Notes Outstanding</i>	<i>Date of Issue</i>	<i>Rates</i>	<i>Amount</i>	<i>Due Date</i>
Tax Anticipation Note	03/06/2014	New 1.00%	\$9,000,000	03/06/2015
<i>Total Notes Outstanding at December 31, 2014</i>			<i>\$9,000,000</i>	

The above statement is required to be included in the Budget pursuant to Section 355(1)(g) of County Law.

2015 ADOPTED BUDGET FOR SULLIVAN COUNTY

STATEMENT OF DEBT - AS OF DECEMBER 31, 2014 - BONDS

BOND OUTSTANDING	ORIGINAL ISSUE	DATE OF ISSUE	RATE %	TOTAL BOND SALE	TOTAL BALANCE STILL DUE	PRINCIPAL PAYABLE 2015	ANNUAL PAYMENT SCHEDULE		
PUBLIC IMPROVEMENT REFINANCING		2007	4.250%-5.0%	\$6,900,000	\$1,540,000	\$560,000	\$560,000	IN 2015	4.000%
ADULT CARE CENTER	\$615,073.91						\$495,000	IN 2016	5.000%
JAIL MODULAR	\$195,519.96						\$485,000	IN 2017	5.000%
ADULT CARE CENTER	\$178,018.43								
COUNTY BRIDGES	\$117,222.34								
SPECIAL BRIDGES	\$111,900.07								
MAMAKATING TRANSFER STATION	\$444,323.06								
LANDFILL EQUIPMENT	\$100,177.10								
JAIL IMPROVEMENTS	\$142,178.45								
LANDFILL CONSTRUCTION	\$4,995,586.68								
PUBLIC IMPROVEMENT		2007	4.250%-4.300%	\$15,515,000	\$2,075,000	\$1,015,000	\$1,015,000	IN 2015	4.25%
LANDFILL CELL 6	\$2,859,000						\$1,060,000	IN 2016	4.25%
LANDFILL PHASE II	\$1,360,000								
LANDFILL CELL 6	\$2,740,000								
LANDFILL GAS SYSTEM	\$575,000								
LANDFILL GAS SYSTEM	\$841,000								
LANDFILL CELL 6	\$1,265,000								
LANDFILL CLOSURE 3-5	\$4,900,000								
FIRE TRAINING CENTER	\$975,000								
PUBLIC IMPROVEMENT REFINANCING		2010	.872% - 3.382%	\$4,955,000	\$2,670,000	\$550,000	\$550,000	IN 2015	2.282% & 2.352%
LANDFILL PRETREATMENT	\$1,175,000						\$565,000	IN 2016	2.662% & 2.732%
LANDFILL CONSTRUCTION	\$3,380,000						\$570,000	IN 2017	2.942% & 3.012%
LANDFILL VILLAGE CLOSURE	\$400,000						\$580,000	IN 2018	3.132% & 3.182%
							\$405,000	IN 2019	3.382%
PUBLIC IMPROVEMENT		2010	3.110% - 5.932%	\$17,185,000	\$13,200,000	\$1,085,000	\$1,085,000	IN 2015	4.110%
SCCC RENOVATION	\$544,338						\$1,130,000	IN 2016	5.110%
08 ROAD & BRIDGE RECONSTRUCTION	\$2,765,577						\$1,190,000	IN 2017	5.110%
DPW EQUIPMENT	\$1,897,407						\$1,250,000	IN 2018	4.932%
DPW EQUIPMENT	\$167,967						\$1,290,000	IN 2019	5.132%
DPW EQUIPMENT	\$72,951						\$1,335,000	IN 2020	5.282%
SCCC RENOVATION	\$583,219						\$1,385,000	IN 2021	5.110%
LANDFILL PHASE II	\$388,813						\$1,455,000	IN 2022	5.932%
10 ROAD PAVING	\$7,406,649						\$1,510,000	IN 2023	5.932%
10 BRIDGE RECONSTRUCTION	\$777,626						\$1,570,000	IN 2024	5.932%
LANDFILL EQUIPMENT	\$758,185								
10 DPW EQUIPMENT	\$1,773,959								
10 DPW EQUIPMENT	\$48,310								

2015 ADOPTED BUDGET FOR SULLIVAN COUNTY

STATEMENT OF DEBT - AS OF DECEMBER 31, 2014 - BONDS

BOND OUTSTANDING	ORIGINAL ISSUE	DATE OF ISSUE	RATE %	TOTAL BOND SALE	TOTAL BALANCE STILL DUE	PRINCIPAL	ANNUAL PAYMENT SCHEDULE		
						PAYABLE 2015			
PUBLIC IMPROVEMENT		2012	1.5% - 3.0%	\$9,495,000	\$7,785,000	\$560,000	\$560,000	IN 2015	2.000%
CO. JAIL LAND PURCHASE	\$1,175,000						\$575,000	IN 2016	2.000%
CO. JAIL LAND PURCHASE(2)	\$820,000						\$585,000	IN 2017	2.000%
TRANSFER STATION & MRF	\$7,500,000						\$595,000	IN 2018	2.000%
							\$615,000	IN 2019	2.000%
							\$640,000	IN 2020	2.000%
							\$660,000	IN 2021	2.125%
							\$680,000	IN 2022	2.250%
							\$695,000	IN 2023	2.250%
							\$710,000	IN 2024	2.500%
							\$725,000	IN 2025	2.750%
							\$745,000	IN 2026	3.000%
PUBLIC IMPROVEMENT REFINANCING		2013	1% - 5%	\$17,880,000	\$15,095,000	\$2,075,000	\$2,075,000	IN 2015	4.000%
2001 BUILDING RECONSTRUCTION	\$ 613,464						\$2,165,000	IN 2016	4.000%
2001 DPW BUILDING	\$ 121,266						\$2,515,000	IN 2017	4.000%
2001 LANDFILL CLOSURE	\$ 248,388						\$2,625,000	IN 2018	5.000%
2001 LANDFILL CLOSURE	\$ 146,773						\$1,960,000	IN 2019	5.000%
2001 LANDFILL EXPANSION	\$ 533,869						\$1,185,000	IN 2020	5.000%
2001 PARKING AREAS	\$ 219,355						\$1,250,000	IN 2021	5.000%
2001 SCCC CLASSROOM MODIFICATION	\$ 80,645						\$1,320,000	IN 2022	5.000%
2001 SCCC ELEVATORS	\$ 193,548								
2001 SCCC HEAT PUMP SYSTEM	\$ 283,872								
2001 SCCC MECHANICAL PLUMBING	\$ 258,065								
2001 SCCC TECHNOLOGY IMPROVE	\$ 59,678								
2001 SIDEWALKS	\$ 41,077								
2003 BUILDING RENOVATIONS	\$ 365,218								
2003 BUILDING RENOVATIONS	\$ 67,188								
2003 BUILDING RENOVATIONS	\$ 186,268								
2003 DPW FACILITY	\$ 40,359								
2003 LANDFILL LAND PURCHASE	\$ 1,552,239								
2003 LANDFILL MATERIALS FACILITY	\$ 607,148								
2003 PARKING LOTS	\$ 259,447								
2003 POLE BARN	\$ 69,187								
2003 RADIO TOWER	\$ 55,436								
2003 RECONSTRUCT DPW FACILITY	\$ 334,397								
2003 ROAD MACHINERY EQUIPMENT	\$ 279,402								
2003 ROAD MACHINERY EQUIPMENT	\$ 11,087								
2003 SCCC FACILITY RECONSTRUCT	\$ 332,624								
2005 DPW EQUIPMENT	\$ 296,881								

2015 ADOPTED BUDGET FOR SULLIVAN COUNTY

STATEMENT OF DEBT - AS OF DECEMBER 31, 2014 - BONDS

BOND OUTSTANDING	ORIGINAL ISSUE	DATE OF ISSUE	RATE %	TOTAL BOND SALE	TOTAL BALANCE STILL DUE	PRINCIPAL PAYABLE 2015	ANNUAL PAYMENT SCHEDULE		
PUBLIC IMPROVEMENT REFINANCING		2013	1% - 5%	\$17,880,000	\$15,095,000	\$2,075,000	\$2,075,000	IN 2015	4.000%
2005 DPW EQUIPMENT	\$ 9,871								
2005 LANDFILL CLOSURE 02-02 & 02-03	\$ 1,130,285								
2005 LANDFILL CLOSURE ! & 2	\$ 615,874								
2005 LANDFILL CLOSURE ! & 2	\$ 39,478								
2005 ROAD EQUIPMENT	\$ 347,417								
2005 ROAD RECONSTRUCT	\$ 659,300								
2005 ROAD RECONSTRUCT	\$ 765,894								
2007 NEW FIRE TRAINING SYSTEM	\$ 443,352								
2007 NEW LANDFILL CELL 6	\$ 1,245,938								
2007 NEW LANDFILL CELL 6	\$ 575,228								
2007 NEW LANDFILL CELL 6-02, 6-03 & 6/05	\$ 1,300,047								
2007 NEW LANDFILL CLOSURE 3-5	\$ 2,228,132								
2007 NEW LANDFILL EXPANSION PHASE II	\$ 618,418								
2007 NEW LANDFILL GAS SYSTEM	\$ 261,463								
2007 NEW LANDFILL GAS SYSTEM	\$ 382,422								
PUBLIC IMPROVEMENT		2014	2.0%-2.25%	\$11,315,000	\$11,315,000	\$900,000	\$900,000	IN 2015	2.000%
GOVT CTR/LIBERTY FACILITY	\$ 439,000						\$1,045,000	IN 2016	2.000%
HURLEYVILLE MUSEUM	\$ 215,000						\$1,070,000	IN 2017	2.000%
TRANSPORTATION VEHICLES	\$ 80,000						\$1,100,000	IN 2018	2.000%
AIRPORT	\$ 77,000						\$1,130,000	IN 2019	2.000%
COMMUNICATIONS UPGRADE	\$ 1,920,000						\$1,155,000	IN 2020	2.000%
SOLID WASTE EQUIPMENT	\$ 817,000						\$1,185,000	IN 2021	2.000%
ROADS/BRIDGES	\$ 6,122,000						\$1,215,000	IN 2022	2.000%
DPW EQUIPMENT	\$ 1,645,000						\$1,245,000	IN 2023	2.125%
							\$1,270,000	IN 2024	2.250%
TOTAL BONDS				\$83,245,000	\$53,680,000	\$6,745,000			

2015 ADOPTED BUDGET FOR SULLIVAN COUNTY

STATEMENT OF DEBT – AS OF DECEMBER 31, 2014 - AUTHORIZATIONS

Capital Project Plans Authorized but Unissued

Project	Amount	Resolution
Jail Planning	\$500,000	176-08
Radio Tower Construction	\$200,000	176-08
Landfill Closure/Capping	\$1,500,000	160-09
Public Safety Communications Upgrade	\$6,878,960	74-13
Various Capital Improvements	\$162,750	472-13
	<hr/>	
<i>Total Notes Outstanding at December 31, 2014</i>	\$9,241,710	

The above statement is required to be included in the Budget pursuant to Section 355(1)(g) of County Law.

2015 ADOPTED BUDGET FOR SULLIVAN COUNTY

ESTIMATED FUND BALANCE

AT END OF PRESENT FISCAL YEAR

Estimated Committed, Assigned, and Unassigned, Fund Balance at end of present year:

General Fund Unassigned	\$7,017,360
General Fund Assigned	\$1,349,150
General Fund Committed – Landfill Closure	\$7,494,161
General Fund Committed – Construction/Buildings	\$4,000,000
General Fund Committed – Infrastructure	\$2,000,000
County Road Fund	\$1,200,000
Road Machinery Fund	\$190,000
Enterprise Fund	\$-15,542,051
Refuse and Garbage	\$1,009,323
Debt Service Fund	\$0

The above statement is required to be included in the Budget pursuant to Section 355(1)(g) of County Law.

THIS PAGE INTENTIONALLY LEFT BLANK

Equalized Total Assessed Value 9,201,667,958

Exemption Code	Exemption Name	Statutory Authority	Number of Exemptions	Total Equalized Value of Exemptions	Percent of Value Exempted
10100	SPEC DIST USED FOR PURPOSE ESTAB	RPTL 410	75	21,759,600	0.24
10110	O/S SPEC DIST - SEWER OR WATER	RPTL 410-a	8	423,253	0.00
12100	NYS - GENERALLY	RPTL 404(1)	107	271,592,865	2.95
12350	PUBLIC AUTHORITY - STATE	RPTL 412	10	438,519	0.00
13100	CO - GENERALLY	RPTL 406(1)	75	76,135,561	0.83
13240	CO O/S LIMITS - SEWER OR WATER	RPTL 406(3)	1	149,770	0.00
13350	CITY - GENERALLY	RPTL 406(1)	2	5,719,039	0.06
13500	TOWN - GENERALLY	RPTL 406(1)	328	78,971,283	0.86
13510	TOWN - CEMETERY LAND	RPTL 446	9	149,985	0.00
13570	TOWN O/S LIMITS - SPECIFIED USES	RPTL 406(2)	6	375,913	0.00
13650	VG - GENERALLY	RPTL 406(1)	86	13,178,803	0.14
13730	VG O/S LIMITS - SPECIFIED USES	RPTL 406(2)	3	225,172	0.00
13740	VG O/S LIMITS - SEWER OR WATER	RPTL 406(3)	25	7,105,395	0.08
13741	VG O/S LIMITS - SEWER OR WATER	RPTL 406(3)	2	387,464	0.00
13742	VG O/S LIMITS - SEWER OR WATER	RPTL 406(3)	2	2,109,332	0.02
13800	SCHOOL DISTRICT	RPTL 408	37	166,205,029	1.81
13850	BOCES	RPTL 408	1	5,606,763	0.06
13870	SPEC DIST USED FOR PURPOSE ESTAB	RPTL 410	61	17,798,955	0.19
13890	PUBLIC AUTHORITY - LOCAL	RPTL 412	2	3,020,000	0.03
14100	USA - GENERALLY	RPTL 400(1)	9	7,405,683	0.08
14110	USA - SPECIFIED USES	STATE L 54	9	2,203,611	0.02
18020	MUNICIPAL INDUSTRIAL DEV AGENCY	RPTL 412-a	210	289,545,305	3.15
18060	URBAN REN: OWNER-MUN U R AGENCY	GEN MUNY 555 & 560	1	29,077	0.00
18080	MUN HSNG AUTH-FEDERAL/MUN AIDED	PUB HSNG L 52(3)&(5)	4	5,755,282	0.06
21600	RES OF CLERGY - RELIG CORP OWNER	RPTL 462	17	2,146,156	0.02
25110	NONPROF CORP - RELIG(CONST PROT)	RPTL 420-a	497	240,430,926	2.61
25120	NONPROF CORP - EDUCL(CONST PROT)	RPTL 420-a	164	148,296,336	1.61
25130	NONPROF CORP - CHAR (CONST PROT)	RPTL 420-a	54	34,487,142	0.37
25210	NONPROF CORP - HOSPITAL	RPTL 420-a	4	47,081,560	0.51
25220	NONPROF CORP-CEMETERY	RPTL 420(1)(a)	5	81,903	0.00
25230	NONPROF CORP - MORAL/MENTAL IMP	RPTL 420-a	72	24,884,690	0.27
25300	NONPROF CORP - SPECIFIED USES	RPTL 420-b	46	18,686,106	0.20
25600	NONPROFIT HEALTH MAINTENANCE ORG	RPTL 486-a	2	506,461	0.01

Equalized Total Assessed Value 9,201,667,958

Exemption Code	Exemption Name	Statutory Authority	Number of Exemptions	Total Equalized Value of Exemptions	Percent of Value Exempted
26050	AGRICULTURAL SOCIETY	RPTL 450	1	361,842	0.00
26100	VETERANS ORGANIZATION	RPTL 452	8	769,491	0.01
26250	HISTORICAL SOCIETY	RPTL 444	1	86,329	0.00
26400	INC VOLUNTEER FIRE CO OR DEPT	RPTL 464(2)	21	6,779,866	0.07
27350	PRIVATELY OWNED CEMETERY LAND	RPTL 446	188	3,830,403	0.04
28100	NOT-FOR-PROFIT HOUSING CO	RPTL 422	1	3,930,115	0.04
28120	NOT-FOR-PROFIT HOUSING CO	RPTL 422	1	582,299	0.01
29700	PROP WITHDRAWN FROM FORECLOSURE	RPTL 1138	10	486,433	0.01
32252	NYS OWNED REFORESTATION LAND	RPTL 534	7	947,162	0.01
32301	NYS LAND TAXABLE FOR SCHOOL ONLY	RPTL 536	12	1,446,308	0.02
33200	TAX SALE - COUNTY OWNED	RPTL 406(5)	4	223,684	0.00
33201	TAX SALE - COUNTY OWNED	RPTL 406(5)	343	19,507,914	0.21
33701	TAX SALE - VG OWNED	RPTL 406(5)	7	203,370	0.00
41101	VETS EX BASED ON ELIGIBLE FUNDS	RPTL 458(1)	128	2,905,654	0.03
41120	ALT VET EX-WAR PERIOD-NON-COMBAT	RPTL 458-a	349	7,108,688	0.08
41121	ALT VET EX-WAR PERIOD-NON-COMBAT	RPTL 458-a	1,085	19,715,274	0.21
41122	ALT VET EX-WAR PERIOD-NON-COMBAT	RPTL 458-a	23	517,479	0.01
41130	ALT VET EX-WAR PERIOD-COMBAT	RPTL 458-a	312	10,311,234	0.11
41131	ALT VET EX-WAR PERIOD-COMBAT	RPTL 458-a	868	25,402,318	0.28
41132	ALT VET EX-WAR PERIOD-COMBAT	RPTL 458-a	21	757,762	0.01
41140	ALT VET EX-WAR PERIOD-DISABILITY	RPTL 458-a	115	3,871,628	0.04
41141	ALT VET EX-WAR PERIOD-DISABILITY	RPTL 458-a	312	8,987,355	0.10
41142	ALT VET EX-WAR PERIOD-DISABILITY	RPTL 458-a	6	158,984	0.00
41161	COLD WAR VETERANS (15%)	RPTL 458-b	230	2,674,925	0.03
41162	COLD WAR VETERANS (15%)	RPTL 458-b	83	923,626	0.01
41171	COLD WAR VETERANS (DISABLED)	RPTL 458-b	21	336,608	0.00
41172	COLD WAR VETERANS (DISABLED)	RPTL 458-b	2	34,355	0.00
41300	PARAPLEGIC VETS	RPTL 458(3)	1	193,793	0.00
41400	CLERGY	RPTL 460	20	41,353	0.00
41690	VOLUNTEER FIREFIGHTERS AND AMBULANCE	RPTL 466-c,d,e,f,g,h&i	221	645,782	0.01
41691	VOLUNTEER FIREFIGHTERS AND AMBULANCE	RPTL 466-c,d,e,f,g,h&i	73	215,892	0.00
41692	VOLUNTEER FIREFIGHTERS AND AMBULANCE	RPTL 466-c,d,e,f,g,h&i	9	27,015	0.00
41700	AGRICULTURAL BUILDING	RPTL 483	82	4,180,837	0.05

Equalized Total Assessed Value 9,201,667,958

Exemption Code	Exemption Name	Statutory Authority	Number of Exemptions	Total Equalized Value of Exemptions	Percent of Value Exempted
41720	AGRICULTURAL DISTRICT	AG-MKTS L 305	994	42,455,491	0.46
41730	AGRIC LAND-INDIV NOT IN AG DIST	AG MKTS L 306	38	1,268,409	0.01
41800	PERSONS AGE 65 OR OVER	RPTL 467	820	34,673,634	0.38
41801	PERSONS AGE 65 OR OVER	RPTL 467	33	1,262,782	0.01
41805	PERSONS AGE 65 OR OVER	RPTL 467	3	220,639	0.00
42100	SILOS, MANURE STORAGE TANKS,	RPTL 483-a	51	608,573	0.01
42120	TEMPORARY GREENHOUSES	RPTL 483-c	9	290,088	0.00
44210	HOME IMPROVEMENTS	RPTL 421-f	84	1,409,116	0.02
44211	HOME IMPROVEMENTS	RPTL 421-f	58	1,707,859	0.02
46450	INC ASSN OF VOLUNTEER FIREMEN	RPTL 464(1)	1	6,758	0.00
47450	FOREST/REF LAND - FISHER ACT	RPTL 480	26	2,022,440	0.02
47460	FOREST LAND CERTD AFTER 8/74	RPTL 480-a	833	78,948,972	0.86
47610	BUSINESS INVESTMENT PROPERTY POST 8/5	RPTL 485-b	84	4,450,664	0.05
47611	BUSINESS INVESTMENT PROPERTY POST 8/5	RPTL 485-b	6	173,479	0.00
48100	URB DEV ACTION AREA PROJECT	GEN MUNY L 696	1	3,647,031	0.04
48650	LTD PROF HOUSING CO	P H FI L 33,556,654-a	1	6,379,589	0.07
48670	REDEVELOPMENT HOUSING CO	P H FI L 125 & 127	3	4,449,758	0.05
49500	SOLAR OR WIND ENERGY SYSTEM	RPTL 487	31	894,980	0.01
50000	SYSTEM CODE	STATUTORY AUTH NOT DEFINED	9	331,345	0.00
50001	SYSTEM CODE	STATUTORY AUTH NOT DEFINED	13	3,421	0.00
50005	SYSTEM CODE	STATUTORY AUTH NOT DEFINED	4	3,421	0.00

Total Exemptions Exclusive of System Exemptions:	9,575	1,805,928,979	19.63
Total System Exemptions:	26	338,187	0.00
Totals:	9,601	1,806,267,166	19.63

Values have been equalized using the Uniform Percentage of Value. The Exempt amounts do not take into consideration, payments in lieu of taxes or other payments for municipal services.

Amount, if any, attributable to payments in lieu of taxes: \$4,326,672.36

Equalized Total Assessed Value 748,670,503

Exemption Code	Exemption Name	Statutory Authority	Number of Exemptions	Total Equalized Value of Exemptions	Percent of Value Exempted
10100	SPEC DIST USED FOR PURPOSE EST	RPTL 410	4	1,456,966	0.19
12100	NYS - GENERALLY	RPTL 404(1)	1	199,034	0.03
13100	CO - GENERALLY	RPTL 406(1)	13	5,259,862	0.70
13500	TOWN - GENERALLY	RPTL 406(1)	101	4,238,897	0.57
13740	VG O/S LIMITS - SEWER OR WATER	RPTL 406(3)	2	22,483	0.00
13800	SCHOOL DISTRICT	RPTL 408	1	2,027,448	0.27
13870	SPEC DIST USED FOR PURPOSE EST	RPTL 410	1	267,862	0.04
18020	MUNICIPAL INDUSTRIAL DEV AGENC	RPTL 412-a	24	36,176,492	4.83
25110	NONPROF CORP - RELIG(CONST PRO	RPTL 420-a	57	24,509,756	3.27
25120	NONPROF CORP - EDUCL(CONST PRO	RPTL 420-a	7	7,716,221	1.03
25130	NONPROF CORP - CHAR (CONST PRO	RPTL 420-a	3	7,709,159	1.03
25230	NONPROF CORP - MORAL/MENTAL IM	RPTL 420-a	5	1,328,690	0.18
25300	NONPROF CORP - SPECIFIED USES	RPTL 420-b	5	816,414	0.11
27350	PRIVATELY OWNED CEMETERY LAND	RPTL 446	13	193,517	0.03
33201	TAX SALE - COUNTY OWNED	RPTL 406(5)	41	804,414	0.11
41101	VETS EX BASED ON ELIGIBLE FUND	RPTL 458(1)	14	37,241	0.00
41121	ALT VET EX-WAR PERIOD-NON-COMB	RPTL 458-a	119	2,186,295	0.29
41131	ALT VET EX-WAR PERIOD-COMBAT	RPTL 458-a	83	2,213,203	0.30
41141	ALT VET EX-WAR PERIOD-DISABILI	RPTL 458-a	34	1,035,778	0.14
41161	COLD WAR VETERANS (15%)	RPTL 458-b	28	309,103	0.04
41171	COLD WAR VETERANS (DISABLED)	RPTL 458-b	2	19,517	0.00
41400	CLERGY	RPTL 460	3	6,207	0.00
41691	VOLUNTEER FIREFIGHTERS AND AMB	RPTL 466-c,d,e,f,g,h&i	3	8,566	0.00
41700	AGRICULTURAL BUILDING	RPTL 483	21	1,214,483	0.16
41720	AGRICULTURAL DISTRICT	AG-MKTS L 305	160	5,384,674	0.72
41730	AGRIC LAND-INDIV NOT IN AG DIS	AG MKTS L 306	2	186,465	0.02
41800	PERSONS AGE 65 OR OVER	RPTL 467	86	3,572,999	0.48
42100	SILOS, MANURE STORAGE TANKS,	RPTL 483-a	10	233,377	0.03
42120	TEMPORARY GREENHOUSES	RPTL 483-c	6	160,552	0.02
44211	HOME IMPROVEMENTS	RPTL 421-f	35	1,216,326	0.16

Equalized Total Assessed Value 748,670,503

Exemption Code	Exemption Name	Statutory Authority	Number of Exemptions	Total Equalized Value of Exemptions	Percent of Value Exempted
47460	FOREST LAND CERTD AFTER 8/74	RPTL 480-a	69	8,222,146	1.10
47610	BUSINESS INVESTMENT PROPERTY P	RPTL 485-b	24	1,490,185	0.20
50001	SYSTEM CODE	STATUTORY AUTH NOT DEFINED	2	0	0.00
50005	SYSTEM CODE	STATUTORY AUTH NOT DEFINED	1	0	0.00
Total Exemptions Exclusive of System Exemptions:			977	120,224,330	16.06
Total System Exemptions:			3	0	0.00
Totals:			980	120,224,330	16.06

Values have been equalized using the Uniform Percentage of Value. The Exempt amounts do not take into consideration, payments in lieu of taxes or other payments for municipal services.

Amount, if any, attributable to payments in lieu of taxes: _____

Equalized Total Assessed Value 41,971,719

Exemption Code	Exemption Name	Statutory Authority	Number of Exemptions	Total Equalized Value of Exemptions	Percent of Value Exempted
13100	CO - GENERALLY	RPTL 406(1)	1	1,439	0.00
13500	TOWN - GENERALLY	RPTL 406(1)	2	525,180	1.25
13650	VG - GENERALLY	RPTL 406(1)	3	25,899	0.06
13800	SCHOOL DISTRICT	RPTL 408	3	12,985,899	30.94
13870	SPEC DIST USED FOR PURPOSE EST	RPTL 410	1	690,647	1.65
18020	MUNICIPAL INDUSTRIAL DEV AGENC	RPTL 412-a	1	748,201	1.78
25110	NONPROF CORP - RELIG(CONST PRO	RPTL 420-a	5	1,778,417	4.24
25120	NONPROF CORP - EDUCL(CONST PRO	RPTL 420-a	1	88,058	0.21
25300	NONPROF CORP - SPECIFIED USES	RPTL 420-b	1	338,129	0.81
27350	PRIVATELY OWNED CEMETERY LAND	RPTL 446	1	9,353	0.02
33201	TAX SALE - COUNTY OWNED	RPTL 406(5)	1	17,266	0.04
41121	ALT VET EX-WAR PERIOD-NON-COMB	RPTL 458-a	8	128,885	0.31
41131	ALT VET EX-WAR PERIOD-COMBAT	RPTL 458-a	2	68,022	0.16
41161	COLD WAR VETERANS (15%)	RPTL 458-b	2	23,827	0.06
41172	COLD WAR VETERANS (DISABLED)	RPTL 458-b	1	28,201	0.07
41690	VOLUNTEER FIREFIGHTERS AND AMB	RPTL 466-c,d,e,f,g,h&i	3	8,935	0.02
41720	AGRICULTURAL DISTRICT	AG-MKTS L 305	2	23,822	0.06
41800	PERSONS AGE 65 OR OVER	RPTL 467	5	179,278	0.43
47610	BUSINESS INVESTMENT PROPERTY P	RPTL 485-b	2	17,429	0.04

Total Exemptions Exclusive of System Exemptions:

45 17,686,888 42.14

Total System Exemptions:

0 0 0.00

Totals:

45 17,686,888 42.14

Values have been equalized using the Uniform Percentage of Value. The Exempt amounts do not take into consideration, payments in lieu of taxes or other payments for municipal services.

Amount, if any, attributable to payments in lieu of taxes: _____

Equalized Total Assessed Value 299,504,987

Exemption Code	Exemption Name	Statutory Authority	Number of Exemptions	Total Equalized Value of Exemptions	Percent of Value Exempted
10100	SPEC DIST USED FOR PURPOSE EST	RPTL 410	2	37,410	0.01
12100	NYS - GENERALLY	RPTL 404(1)	3	31,799	0.01
13100	CO - GENERALLY	RPTL 406(1)	1	9,353	0.00
13500	TOWN - GENERALLY	RPTL 406(1)	6	1,417,986	0.47
13740	VG O/S LIMITS - SEWER OR WATER	RPTL 406(3)	8	412,230	0.14
13800	SCHOOL DISTRICT	RPTL 408	2	600,000	0.20
13870	SPEC DIST USED FOR PURPOSE EST	RPTL 410	4	984,173	0.33
25110	NONPROF CORP - RELIG(CONST PRO	RPTL 420-a	9	1,621,583	0.54
25120	NONPROF CORP - EDUCL(CONST PRO	RPTL 420-a	9	4,298,561	1.44
25130	NONPROF CORP - CHAR (CONST PRO	RPTL 420-a	1	467,626	0.16
26400	INC VOLUNTEER FIRE CO OR DEPT	RPTL 464(2)	3	492,662	0.16
27350	PRIVATELY OWNED CEMETERY LAND	RPTL 446	14	265,468	0.09
33201	TAX SALE - COUNTY OWNED	RPTL 406(5)	3	640,288	0.21
41121	ALT VET EX-WAR PERIOD-NON-COMB	RPTL 458-a	84	1,674,968	0.56
41131	ALT VET EX-WAR PERIOD-COMBAT	RPTL 458-a	82	2,517,121	0.84
41141	ALT VET EX-WAR PERIOD-DISABILI	RPTL 458-a	29	846,029	0.28
41161	COLD WAR VETERANS (15%)	RPTL 458-b	9	107,223	0.04
41690	VOLUNTEER FIREFIGHTERS AND AMB	RPTL 466-c,d,e,f,g,h&i	38	113,180	0.04
41691	VOLUNTEER FIREFIGHTERS AND AMB	RPTL 466-c,d,e,f,g,h&i	1	2,978	0.00
41700	AGRICULTURAL BUILDING	RPTL 483	9	483,453	0.16
41720	AGRICULTURAL DISTRICT	AG-MKTS L 305	174	8,612,012	2.88
41800	PERSONS AGE 65 OR OVER	RPTL 467	57	2,503,380	0.84
42100	SILOS, MANURE STORAGE TANKS,	RPTL 483-a	14	185,036	0.06
42120	TEMPORARY GREENHOUSES	RPTL 483-c	1	14,101	0.00
44210	HOME IMPROVEMENTS	RPTL 421-f	12	165,827	0.06
44211	HOME IMPROVEMENTS	RPTL 421-f	6	120,954	0.04
47460	FOREST LAND CERTD AFTER 8/74	RPTL 480-a	16	1,254,537	0.42
47610	BUSINESS INVESTMENT PROPERTY P	RPTL 485-b	5	70,793	0.02

Equalized Total Assessed Value 299,504,987

Exemption Code	Exemption Name	Statutory Authority	Number of Exemptions	Total Equalized Value of Exemptions	Percent of Value Exempted
49500	SOLAR OR WIND ENERGY SYSTEM	RPTL 487	19	550,755	0.18
Total Exemptions Exclusive of System Exemptions:			621	30,501,483	10.18
Total System Exemptions:			0	0	0.00
Totals:			621	30,501,483	10.18

Values have been equalized using the Uniform Percentage of Value. The Exempt amounts do not take into consideration, payments in lieu of taxes or other payments for municipal services.

Amount, if any, attributable to payments in lieu of taxes: _____

Equalized Total Assessed Value 228,784,083

Exemption Code	Exemption Name	Statutory Authority	Number of Exemptions	Total Equalized Value of Exemptions	Percent of Value Exempted
10100	SPEC DIST USED FOR PURPOSE EST	RPTL 410	2	32,250	0.01
12100	NYS - GENERALLY	RPTL 404(1)	3	148,750	0.07
13500	TOWN - GENERALLY	RPTL 406(1)	5	350,250	0.15
13570	TOWN O/S LIMITS - SPECIFIED US	RPTL 406(2)	1	375,000	0.16
13800	SCHOOL DISTRICT	RPTL 408	1	50,000	0.02
18020	MUNICIPAL INDUSTRIAL DEV AGENC	RPTL 412-a	4	21,303,791	9.31
25110	NONPROF CORP - RELIG(CONST PRO	RPTL 420-a	9	890,081	0.39
25120	NONPROF CORP - EDUCL(CONST PRO	RPTL 420-a	1	13,279,125	5.80
25230	NONPROF CORP - MORAL/MENTAL IM	RPTL 420-a	8	1,742,000	0.76
26400	INC VOLUNTEER FIRE CO OR DEPT	RPTL 464(2)	1	1,062,500	0.46
27350	PRIVATELY OWNED CEMETERY LAND	RPTL 446	10	105,375	0.05
41121	ALT VET EX-WAR PERIOD-NON-COMB	RPTL 458-a	39	727,873	0.32
41131	ALT VET EX-WAR PERIOD-COMBAT	RPTL 458-a	34	1,101,789	0.48
41141	ALT VET EX-WAR PERIOD-DISABILI	RPTL 458-a	16	370,188	0.16
41161	COLD WAR VETERANS (15%)	RPTL 458-b	1	12,000	0.01
41162	COLD WAR VETERANS (15%)	RPTL 458-b	9	97,129	0.04
41700	AGRICULTURAL BUILDING	RPTL 483	12	373,163	0.16
41720	AGRICULTURAL DISTRICT	AG-MKTS L 305	127	6,193,285	2.71
41730	AGRIC LAND-INDIV NOT IN AG DIS	AG MKTS L 306	1	29,756	0.01
41800	PERSONS AGE 65 OR OVER	RPTL 467	25	956,220	0.42
41801	PERSONS AGE 65 OR OVER	RPTL 467	1	51,500	0.02
44210	HOME IMPROVEMENTS	RPTL 421-f	2	37,500	0.02
47460	FOREST LAND CERTD AFTER 8/74	RPTL 480-a	50	3,818,431	1.67
47611	BUSINESS INVESTMENT PROPERTY P	RPTL 485-b	1	31,250	0.01

Equalized Total Assessed Value 228,784,083

Exemption Code	Exemption Name	Statutory Authority	Number of Exemptions	Total Equalized Value of Exemptions	Percent of Value Exempted
49500	SOLAR OR WIND ENERGY SYSTEM	RPTL 487	1	31,250	0.01
Total Exemptions Exclusive of System Exemptions:			364	53,170,455	23.24
Total System Exemptions:			0	0	0.00
Totals:			364	53,170,455	23.24

Values have been equalized using the Uniform Percentage of Value. The Exempt amounts do not take into consideration, payments in lieu of taxes or other payments for municipal services.

Amount, if any, attributable to payments in lieu of taxes: _____

Equalized Total Assessed Value 321,404,308

Exemption Code	Exemption Name	Statutory Authority	Number of Exemptions	Total Equalized Value of Exemptions	Percent of Value Exempted
12100	NYS - GENERALLY	RPTL 404(1)	6	175,725	0.05
13100	CO - GENERALLY	RPTL 406(1)	3	326,107	0.10
13500	TOWN - GENERALLY	RPTL 406(1)	9	2,719,244	0.85
13800	SCHOOL DISTRICT	RPTL 408	1	4,279,695	1.33
13870	SPEC DIST USED FOR PURPOSE EST	RPTL 410	4	1,828,359	0.57
14100	USA - GENERALLY	RPTL 400(1)	1	6,255,420	1.95
18020	MUNICIPAL INDUSTRIAL DEV AGENC	RPTL 412-a	9	32,134,037	10.00
25110	NONPROF CORP - RELIG(CONST PRO	RPTL 420-a	17	3,024,885	0.94
25210	NONPROF CORP - HOSPITAL	RPTL 420-a	1	6,322,748	1.97
25300	NONPROF CORP - SPECIFIED USES	RPTL 420-b	5	1,543,145	0.48
27350	PRIVATELY OWNED CEMETERY LAND	RPTL 446	6	151,527	0.05
33201	TAX SALE - COUNTY OWNED	RPTL 406(5)	3	247,176	0.08
41121	ALT VET EX-WAR PERIOD-NON-COMB	RPTL 458-a	68	1,297,980	0.40
41131	ALT VET EX-WAR PERIOD-COMBAT	RPTL 458-a	51	1,651,330	0.51
41141	ALT VET EX-WAR PERIOD-DISABILI	RPTL 458-a	16	416,615	0.13
41161	COLD WAR VETERANS (15%)	RPTL 458-b	14	164,983	0.05
41171	COLD WAR VETERANS (DISABLED)	RPTL 458-b	4	35,533	0.01
41691	VOLUNTEER FIREFIGHTERS AND AMB	RPTL 466-c,d,e,f,g,h&i	20	61,374	0.02
41700	AGRICULTURAL BUILDING	RPTL 483	9	766,275	0.24
41720	AGRICULTURAL DISTRICT	AG-MKTS L 305	180	7,535,266	2.34
41800	PERSONS AGE 65 OR OVER	RPTL 467	37	1,561,744	0.49
41801	PERSONS AGE 65 OR OVER	RPTL 467	1	63,206	0.02
42100	SILOS, MANURE STORAGE TANKS,	RPTL 483-a	13	142,443	0.04
42120	TEMPORARY GREENHOUSES	RPTL 483-c	2	115,435	0.04
44211	HOME IMPROVEMENTS	RPTL 421-f	17	370,579	0.12
47460	FOREST LAND CERTD AFTER 8/74	RPTL 480-a	15	1,004,331	0.31
47610	BUSINESS INVESTMENT PROPERTY P	RPTL 485-b	20	338,050	0.11

Equalized Total Assessed Value 321,404,308

Exemption Code	Exemption Name	Statutory Authority	Number of Exemptions	Total Equalized Value of Exemptions	Percent of Value Exempted
49500	SOLAR OR WIND ENERGY SYSTEM	RPTL 487	2	103,118	0.03
Total Exemptions Exclusive of System Exemptions:			534	74,636,328	23.22
Total System Exemptions:			0	0	0.00
Totals:			534	74,636,328	23.22

Values have been equalized using the Uniform Percentage of Value. The Exempt amounts do not take into consideration, payments in lieu of taxes or other payments for municipal services.

Amount, if any, attributable to payments in lieu of taxes: _____

Equalized Total Assessed Value 86,788,978

Exemption Code	Exemption Name	Statutory Authority	Number of Exemptions	Total Equalized Value of Exemptions	Percent of Value Exempted
13650	VG - GENERALLY	RPTL 406(1)	12	4,216,000	4.86
13870	SPEC DIST USED FOR PURPOSE EST	RPTL 410	1	25,846	0.03
18020	MUNICIPAL INDUSTRIAL DEV AGENC	RPTL 412-a	2	653,846	0.75
18060	URBAN REN: OWNER-MUN U R AGENC	GEN MUNY 555 & 560	1	29,077	0.03
18080	MUN HSNG AUTH-FEDERAL/MUN AIDE	PUB HSNG L 52(3)&(5)	2	2,807,077	3.23
25110	NONPROF CORP - RELIG(CONST PRO	RPTL 420-a	17	8,536,308	9.84
25120	NONPROF CORP - EDUCL(CONST PRO	RPTL 420-a	2	400,000	0.46
25600	NONPROFIT HEALTH MAINTENANCE O	RPTL 486-a	1	198,769	0.23
33201	TAX SALE - COUNTY OWNED	RPTL 406(5)	6	271,692	0.31
41101	VETS EX BASED ON ELIGIBLE FUND	RPTL 458(1)	1	7,692	0.01
41121	ALT VET EX-WAR PERIOD-NON-COMB	RPTL 458-a	8	147,692	0.17
41131	ALT VET EX-WAR PERIOD-COMBAT	RPTL 458-a	5	142,308	0.16
41141	ALT VET EX-WAR PERIOD-DISABILI	RPTL 458-a	3	115,154	0.13
41162	COLD WAR VETERANS (15%)	RPTL 458-b	1	9,808	0.01
41400	CLERGY	RPTL 460	2	4,615	0.01
41690	VOLUNTEER FIREFIGHTERS AND AMB	RPTL 466-c,d,e,f,g,h&i	4	11,262	0.01
41800	PERSONS AGE 65 OR OVER	RPTL 467	6	248,317	0.29
Total Exemptions Exclusive of System Exemptions:			74	17,825,463	20.54
Total System Exemptions:			0	0	0.00
Totals:			74	17,825,463	20.54

Values have been equalized using the Uniform Percentage of Value. The Exempt amounts do not take into consideration, payments in lieu of taxes or other payments for municipal services.

Amount, if any, attributable to payments in lieu of taxes: _____

Equalized Total Assessed Value 1,225,822,522

Exemption Code	Exemption Name	Statutory Authority	Number of Exemptions	Total Equalized Value of Exemptions	Percent of Value Exempted
10100	SPEC DIST USED FOR PURPOSE EST	RPTL 410	29	9,981,231	0.81
10110	O/S SPEC DIST - SEWER OR WATER	RPTL 410-a	4	101,231	0.01
12100	NYS - GENERALLY	RPTL 404(1)	10	251,276,615	20.50
13100	CO - GENERALLY	RPTL 406(1)	3	32,555,077	2.66
13500	TOWN - GENERALLY	RPTL 406(1)	49	6,688,769	0.55
13741	VG O/S LIMITS - SEWER OR WATER	RPTL 406(3)	1	190,615	0.02
13800	SCHOOL DISTRICT	RPTL 408	4	13,525,846	1.10
13870	SPEC DIST USED FOR PURPOSE EST	RPTL 410	34	11,364,000	0.93
14110	USA - SPECIFIED USES	STATE L 54	1	595,692	0.05
18020	MUNICIPAL INDUSTRIAL DEV AGENC	RPTL 412-a	6	4,891,077	0.40
18080	MUN HSNG AUTH-FEDERAL/MUN AIDE	PUB HSNG L 52(3)&(5)	1	2,097,231	0.17
21600	RES OF CLERGY - RELIG CORP OWN	RPTL 462	3	442,308	0.04
25110	NONPROF CORP - RELIG(CONST PRO	RPTL 420-a	136	85,524,431	6.98
25120	NONPROF CORP - EDUCL(CONST PRO	RPTL 420-a	34	52,771,308	4.30
25130	NONPROF CORP - CHAR (CONST PRO	RPTL 420-a	7	1,724,923	0.14
25230	NONPROF CORP - MORAL/MENTAL IM	RPTL 420-a	1	218,923	0.02
25300	NONPROF CORP - SPECIFIED USES	RPTL 420-b	3	1,907,231	0.16
25600	NONPROFIT HEALTH MAINTENANCE O	RPTL 486-a	1	307,692	0.03
26400	INC VOLUNTEER FIRE CO OR DEPT	RPTL 464(2)	2	265,692	0.02
27350	PRIVATELY OWNED CEMETERY LAND	RPTL 446	23	246,923	0.02
29700	PROP WITHDRAWN FROM FORECLOSUR	RPTL 1138	2	73,846	0.01
32301	NYS LAND TAXABLE FOR SCHOOL ON	RPTL 536	12	1,446,308	0.12
33201	TAX SALE - COUNTY OWNED	RPTL 406(5)	57	4,640,808	0.38
41101	VETS EX BASED ON ELIGIBLE FUND	RPTL 458(1)	12	33,154	0.00
41120	ALT VET EX-WAR PERIOD-NON-COMB	RPTL 458-a	38	665,465	0.05
41121	ALT VET EX-WAR PERIOD-NON-COMB	RPTL 458-a	108	1,717,162	0.14
41130	ALT VET EX-WAR PERIOD-COMBAT	RPTL 458-a	45	1,305,817	0.11
41131	ALT VET EX-WAR PERIOD-COMBAT	RPTL 458-a	79	2,081,029	0.17
41140	ALT VET EX-WAR PERIOD-DISABILI	RPTL 458-a	19	701,645	0.06
41141	ALT VET EX-WAR PERIOD-DISABILI	RPTL 458-a	29	543,668	0.04

Equalized Total Assessed Value 1,225,822,522

Exemption Code	Exemption Name	Statutory Authority	Number of Exemptions	Total Equalized Value of Exemptions	Percent of Value Exempted
41162	COLD WAR VETERANS (15%)	RPTL 458-b	38	411,946	0.03
41172	COLD WAR VETERANS (DISABLED)	RPTL 458-b	1	6,154	0.00
41400	CLERGY	RPTL 460	8	18,462	0.00
41690	VOLUNTEER FIREFIGHTERS AND AMB	RPTL 466-c,d,e,f,g,h&i	82	229,357	0.02
41700	AGRICULTURAL BUILDING	RPTL 483	4	202,769	0.02
41720	AGRICULTURAL DISTRICT	AG-MKTS L 305	38	1,524,160	0.12
41800	PERSONS AGE 65 OR OVER	RPTL 467	92	3,339,958	0.27
42100	SILOS, MANURE STORAGE TANKS,	RPTL 483-a	1	35,692	0.00
44210	HOME IMPROVEMENTS	RPTL 421-f	1	5,769	0.00
47460	FOREST LAND CERTD AFTER 8/74	RPTL 480-a	20	1,344,069	0.11
49500	SOLAR OR WIND ENERGY SYSTEM	RPTL 487	1	32,923	0.00
50000	SYSTEM CODE	STATUTORY AUTH NOT DEFINED	1	7,692	0.00
Total Exemptions Exclusive of System Exemptions:			1,039	497,036,975	40.55
Total System Exemptions:			1	7,692	0.00
Totals:			1,040	497,044,668	40.55

Values have been equalized using the Uniform Percentage of Value. The Exempt amounts do not take into consideration, payments in lieu of taxes or other payments for municipal services.

Amount, if any, attributable to payments in lieu of taxes: _____

Equalized Total Assessed Value 234,975,062

Exemption Code	Exemption Name	Statutory Authority	Number of Exemptions	Total Equalized Value of Exemptions	Percent of Value Exempted
10100	SPEC DIST USED FOR PURPOSE EST	RPTL 410	1	836,263	0.36
12100	NYS - GENERALLY	RPTL 404(1)	7	4,963,039	2.11
13500	TOWN - GENERALLY	RPTL 406(1)	4	348,183	0.15
18020	MUNICIPAL INDUSTRIAL DEV AGENC	RPTL 412-a	5	5,595,883	2.38
25110	NONPROF CORP - RELIG(CONST PRO	RPTL 420-a	3	473,275	0.20
25120	NONPROF CORP - EDUCL(CONST PRO	RPTL 420-a	11	7,314,754	3.11
27350	PRIVATELY OWNED CEMETERY LAND	RPTL 446	3	55,441	0.02
29700	PROP WITHDRAWN FROM FORECLOSUR	RPTL 1138	1	338,809	0.14
33201	TAX SALE - COUNTY OWNED	RPTL 406(5)	3	235,647	0.10
41101	VETS EX BASED ON ELIGIBLE FUND	RPTL 458(1)	9	336,448	0.14
41122	ALT VET EX-WAR PERIOD-NON-COMB	RPTL 458-a	21	465,708	0.20
41132	ALT VET EX-WAR PERIOD-COMBAT	RPTL 458-a	21	757,762	0.32
41142	ALT VET EX-WAR PERIOD-DISABILI	RPTL 458-a	6	158,984	0.07
41161	COLD WAR VETERANS (15%)	RPTL 458-b	5	51,858	0.02
41700	AGRICULTURAL BUILDING	RPTL 483	2	153,121	0.07
41720	AGRICULTURAL DISTRICT	AG-MKTS L 305	7	342,813	0.15
41730	AGRIC LAND-INDIV NOT IN AG DIS	AG MKTS L 306	1	27,813	0.01
41800	PERSONS AGE 65 OR OVER	RPTL 467	9	372,659	0.16
41801	PERSONS AGE 65 OR OVER	RPTL 467	2	29,025	0.01
47460	FOREST LAND CERTD AFTER 8/74	RPTL 480-a	113	13,895,308	5.91

Equalized Total Assessed Value 234,975,062

Exemption Code	Exemption Name	Statutory Authority	Number of Exemptions	Total Equalized Value of Exemptions	Percent of Value Exempted
50001	SYSTEM CODE	STATUTORY AUTH NOT DEFINED	2	0	0.00
Total Exemptions Exclusive of System Exemptions:			234	36,752,793	15.64
Total System Exemptions:			2	0	0.00
Totals:			236	36,752,793	15.64

Values have been equalized using the Uniform Percentage of Value. The Exempt amounts do not take into consideration, payments in lieu of taxes or other payments for municipal services.

Amount, if any, attributable to payments in lieu of taxes: _____

Equalized Total Assessed Value 230,229,920

Exemption Code	Exemption Name	Statutory Authority	Number of Exemptions	Total Equalized Value of Exemptions	Percent of Value Exempted
10100	SPEC DIST USED FOR PURPOSE EST	RPTL 410	2	124,937	0.05
12100	NYS - GENERALLY	RPTL 404(1)	1	8,608	0.00
13500	TOWN - GENERALLY	RPTL 406(1)	5	220,127	0.10
14110	USA - SPECIFIED USES	STATE L 54	2	127,848	0.06
18020	MUNICIPAL INDUSTRIAL DEV AGENC	RPTL 412-a	5	15,641,548	6.79
25110	NONPROF CORP - RELIG(CONST PRO	RPTL 420-a	11	5,208,101	2.26
25220	NONPROF CORP-CEMETERY	RPTL 420(1)(a)	1	14,177	0.01
25300	NONPROF CORP - SPECIFIED USES	RPTL 420-b	2	89,367	0.04
26250	HISTORICAL SOCIETY	RPTL 444	1	86,329	0.04
26400	INC VOLUNTEER FIRE CO OR DEPT	RPTL 464(2)	1	126,582	0.05
27350	PRIVATELY OWNED CEMETERY LAND	RPTL 446	9	164,937	0.07
33201	TAX SALE - COUNTY OWNED	RPTL 406(5)	2	297,215	0.13
41101	VETS EX BASED ON ELIGIBLE FUND	RPTL 458(1)	2	11,361	0.00
41121	ALT VET EX-WAR PERIOD-NON-COMB	RPTL 458-a	38	679,966	0.30
41122	ALT VET EX-WAR PERIOD-NON-COMB	RPTL 458-a	1	27,342	0.01
41131	ALT VET EX-WAR PERIOD-COMBAT	RPTL 458-a	42	1,210,116	0.53
41141	ALT VET EX-WAR PERIOD-DISABILI	RPTL 458-a	13	436,792	0.19
41161	COLD WAR VETERANS (15%)	RPTL 458-b	13	157,310	0.07
41171	COLD WAR VETERANS (DISABLED)	RPTL 458-b	1	6,962	0.00
41692	VOLUNTEER FIREFIGHTERS AND AMB	RPTL 466-c,d,e,f,g,h&i	2	6,076	0.00
41700	AGRICULTURAL BUILDING	RPTL 483	1	94,937	0.04
41720	AGRICULTURAL DISTRICT	AG-MKTS L 305	125	6,362,115	2.76
41800	PERSONS AGE 65 OR OVER	RPTL 467	26	922,223	0.40
42100	SILOS, MANURE STORAGE TANKS,	RPTL 483-a	13	12,025	0.01
47450	FOREST/REF LAND - FISHER ACT	RPTL 480	1	15,861	0.01
47460	FOREST LAND CERTD AFTER 8/74	RPTL 480-a	29	2,038,715	0.89
47611	BUSINESS INVESTMENT PROPERTY P	RPTL 485-b	1	10,127	0.00
49500	SOLAR OR WIND ENERGY SYSTEM	RPTL 487	1	50,633	0.02
50001	SYSTEM CODE	STATUTORY AUTH NOT DEFINED	2	0	0.00

Equalized Total Assessed Value 230,229,920

Exemption Code	Exemption Name	Statutory Authority	Number of Exemptions	Total Equalized Value of Exemptions	Percent of Value Exempted
50005	SYSTEM CODE	STATUTORY AUTH NOT DEFINED	1	0	0.00
Total Exemptions Exclusive of System Exemptions:			351	34,152,337	14.83
Total System Exemptions:			3	0	0.00
Totals:			354	34,152,337	14.83

Values have been equalized using the Uniform Percentage of Value. The Exempt amounts do not take into consideration, payments in lieu of taxes or other payments for municipal services.

Amount, if any, attributable to payments in lieu of taxes: _____

Equalized Total Assessed Value 394,494,422

Exemption Code	Exemption Name	Statutory Authority	Number of Exemptions	Total Equalized Value of Exemptions	Percent of Value Exempted
10100	SPEC DIST USED FOR PURPOSE EST	RPTL 410	5	1,097,128	0.28
12100	NYS - GENERALLY	RPTL 404(1)	9	1,510,691	0.38
13100	CO - GENERALLY	RPTL 406(1)	13	1,781,968	0.45
13500	TOWN - GENERALLY	RPTL 406(1)	10	1,190,585	0.30
13800	SCHOOL DISTRICT	RPTL 408	2	6,687,633	1.70
14100	USA - GENERALLY	RPTL 400(1)	2	416,250	0.11
18020	MUNICIPAL INDUSTRIAL DEV AGENC	RPTL 412-a	2	10,062,170	2.55
25110	NONPROF CORP - RELIG(CONST PRO	RPTL 420-a	19	8,915,053	2.26
25230	NONPROF CORP - MORAL/MENTAL IM	RPTL 420-a	1	3,220,957	0.82
25300	NONPROF CORP - SPECIFIED USES	RPTL 420-b	4	959,043	0.24
27350	PRIVATELY OWNED CEMETERY LAND	RPTL 446	6	81,782	0.02
33201	TAX SALE - COUNTY OWNED	RPTL 406(5)	4	162,447	0.04
41120	ALT VET EX-WAR PERIOD-NON-COMB	RPTL 458-a	71	1,583,653	0.40
41130	ALT VET EX-WAR PERIOD-COMBAT	RPTL 458-a	48	1,753,019	0.44
41140	ALT VET EX-WAR PERIOD-DISABILI	RPTL 458-a	20	742,937	0.19
41161	COLD WAR VETERANS (15%)	RPTL 458-b	22	256,871	0.07
41171	COLD WAR VETERANS (DISABLED)	RPTL 458-b	4	98,797	0.03
41690	VOLUNTEER FIREFIGHTERS AND AMB	RPTL 466-c,d,e,f,g,h&i	13	38,585	0.01
41730	AGRIC LAND-INDIV NOT IN AG DIS	AG MKTS L 306	1	16,193	0.00
41800	PERSONS AGE 65 OR OVER	RPTL 467	40	2,255,120	0.57
44210	HOME IMPROVEMENTS	RPTL 421-f	11	228,020	0.06
47460	FOREST LAND CERTD AFTER 8/74	RPTL 480-a	57	9,299,139	2.36
47610	BUSINESS INVESTMENT PROPERTY P	RPTL 485-b	6	52,989	0.01
47611	BUSINESS INVESTMENT PROPERTY P	RPTL 485-b	2	29,362	0.01

Equalized Total Assessed Value 394,494,422

Exemption Code	Exemption Name	Statutory Authority	Number of Exemptions	Total Equalized Value of Exemptions	Percent of Value Exempted
49500	SOLAR OR WIND ENERGY SYSTEM	RPTL 487	2	24,564	0.01
Total Exemptions Exclusive of System Exemptions:			374	52,464,957	13.30
Total System Exemptions:			0	0	0.00
Totals:			374	52,464,957	13.30

Values have been equalized using the Uniform Percentage of Value. The Exempt amounts do not take into consideration, payments in lieu of taxes or other payments for municipal services.

Amount, if any, attributable to payments in lieu of taxes: _____

Equalized Total Assessed Value 220,242,761

Exemption Code	Exemption Name	Statutory Authority	Number of Exemptions	Total Equalized Value of Exemptions	Percent of Value Exempted
12100	NYS - GENERALLY	RPTL 404(1)	1	387,621	0.18
12350	PUBLIC AUTHORITY - STATE	RPTL 412	1	85,434	0.04
13500	TOWN - GENERALLY	RPTL 406(1)	5	481,897	0.22
13650	VG - GENERALLY	RPTL 406(1)	39	1,524,435	0.69
13800	SCHOOL DISTRICT	RPTL 408	3	23,058,071	10.47
14100	USA - GENERALLY	RPTL 400(1)	1	232,764	0.11
14110	USA - SPECIFIED USES	STATE L 54	1	14,339	0.01
18020	MUNICIPAL INDUSTRIAL DEV AGENC	RPTL 412-a	9	11,200,024	5.09
18080	MUN HSNG AUTH-FEDERAL/MUN AIDE	PUB HSNG L 52(3)&(5)	1	850,974	0.39
21600	RES OF CLERGY - RELIG CORP OWN	RPTL 462	7	589,557	0.27
25110	NONPROF CORP - RELIG(CONST PRO	RPTL 420-a	13	5,507,229	2.50
25120	NONPROF CORP - EDUCL(CONST PRO	RPTL 420-a	2	785,040	0.36
25230	NONPROF CORP - MORAL/MENTAL IM	RPTL 420-a	7	2,309,356	1.05
25300	NONPROF CORP - SPECIFIED USES	RPTL 420-b	2	178,516	0.08
26400	INC VOLUNTEER FIRE CO OR DEPT	RPTL 464(2)	2	2,418,927	1.10
27350	PRIVATELY OWNED CEMETERY LAND	RPTL 446	6	232,525	0.11
33201	TAX SALE - COUNTY OWNED	RPTL 406(5)	23	1,762,576	0.80
33701	TAX SALE - VG OWNED	RPTL 406(5)	7	203,370	0.09
41101	VETS EX BASED ON ELIGIBLE FUND	RPTL 458(1)	1	5,974	0.00
41121	ALT VET EX-WAR PERIOD-NON-COMB	RPTL 458-a	49	635,482	0.29
41131	ALT VET EX-WAR PERIOD-COMBAT	RPTL 458-a	43	983,396	0.45
41141	ALT VET EX-WAR PERIOD-DISABILI	RPTL 458-a	19	377,255	0.17
41162	COLD WAR VETERANS (15%)	RPTL 458-b	8	88,627	0.04
41691	VOLUNTEER FIREFIGHTERS AND AMB	RPTL 466-c,d,e,f,g,h&i	17	49,808	0.02
41800	PERSONS AGE 65 OR OVER	RPTL 467	23	683,353	0.31
41801	PERSONS AGE 65 OR OVER	RPTL 467	2	65,719	0.03
44210	HOME IMPROVEMENTS	RPTL 421-f	3	20,597	0.01
47610	BUSINESS INVESTMENT PROPERTY P	RPTL 485-b	3	58,633	0.03

NYS - Real Property System
 County of Sullivan
 Town of Liberty - 4836
 Village of Liberty
 SWIS Code - 483601

Assessor's Report - 2014 - Current Year File
 S495 Exemption Impact Report
 County Detail Report

RPS221/V04/L001
 Date/Time - 9/19/2014 16:21:09
 Total Assessed Value 184,321,167
 Uniform Percentage 83.69

Equalized Total Assessed Value 220,242,761

Exemption Code	Exemption Name	Statutory Authority	Number of Exemptions	Total Equalized Value of Exemptions	Percent of Value Exempted
48100	URB DEV ACTION AREA PROJECT	GEN MUNY L 696	1	3,647,031	1.66
Total Exemptions Exclusive of System Exemptions:			299	58,438,530	26.53
Total System Exemptions:			0	0	0.00
Totals:			299	58,438,530	26.53

Values have been equalized using the Uniform Percentage of Value. The Exempt amounts do not take into consideration, payments in lieu of taxes or other payments for municipal services.

Amount, if any, attributable to payments in lieu of taxes: _____

Equalized Total Assessed Value 499,322,252

Exemption Code	Exemption Name	Statutory Authority	Number of Exemptions	Total Equalized Value of Exemptions	Percent of Value Exempted
10100	SPEC DIST USED FOR PURPOSE EST	RPTL 410	6	831,043	0.17
10110	O/S SPEC DIST - SEWER OR WATER	RPTL 410-a	4	322,022	0.06
12350	PUBLIC AUTHORITY - STATE	RPTL 412	6	111,841	0.02
13100	CO - GENERALLY	RPTL 406(1)	7	14,759,111	2.96
13350	CITY - GENERALLY	RPTL 406(1)	1	1,947,545	0.39
13500	TOWN - GENERALLY	RPTL 406(1)	19	5,557,295	1.11
13510	TOWN - CEMETERY LAND	RPTL 446	1	5,377	0.00
13742	VG O/S LIMITS - SEWER OR WATER	RPTL 406(3)	2	2,109,332	0.42
13800	SCHOOL DISTRICT	RPTL 408	1	814,195	0.16
13850	BOCES	RPTL 408	1	5,606,763	1.12
18020	MUNICIPAL INDUSTRIAL DEV AGENC	RPTL 412-a	9	4,469,590	0.90
21600	RES OF CLERGY - RELIG CORP OWN	RPTL 462	1	92,006	0.02
25110	NONPROF CORP - RELIG(CONST PRO	RPTL 420-a	54	29,041,463	5.82
25120	NONPROF CORP - EDUCL(CONST PRO	RPTL 420-a	2	5,247,939	1.05
25130	NONPROF CORP - CHAR (CONST PRO	RPTL 420-a	7	4,149,241	0.83
25220	NONPROF CORP-CEMETERY	RPTL 420(1)(a)	1	10,037	0.00
25230	NONPROF CORP - MORAL/MENTAL IM	RPTL 420-a	8	1,041,463	0.21
26100	VETERANS ORGANIZATION	RPTL 452	1	138,368	0.03
26400	INC VOLUNTEER FIRE CO OR DEPT	RPTL 464(2)	5	1,150,556	0.23
27350	PRIVATELY OWNED CEMETERY LAND	RPTL 446	13	222,727	0.04
33201	TAX SALE - COUNTY OWNED	RPTL 406(5)	42	1,969,052	0.39
41101	VETS EX BASED ON ELIGIBLE FUND	RPTL 458(1)	5	14,697	0.00
41121	ALT VET EX-WAR PERIOD-NON-COMB	RPTL 458-a	102	1,634,912	0.33
41122	ALT VET EX-WAR PERIOD-NON-COMB	RPTL 458-a	1	24,429	0.00
41131	ALT VET EX-WAR PERIOD-COMBAT	RPTL 458-a	81	1,950,985	0.39
41141	ALT VET EX-WAR PERIOD-DISABILI	RPTL 458-a	27	614,857	0.12
41162	COLD WAR VETERANS (15%)	RPTL 458-b	16	187,511	0.04
41691	VOLUNTEER FIREFIGHTERS AND AMB	RPTL 466-c,d,e,f,g,h&i	15	43,948	0.01
41700	AGRICULTURAL BUILDING	RPTL 483	5	323,695	0.06
41720	AGRICULTURAL DISTRICT	AG-MKTS L 305	69	2,090,062	0.42

Equalized Total Assessed Value 499,322,252

Exemption Code	Exemption Name	Statutory Authority	Number of Exemptions	Total Equalized Value of Exemptions	Percent of Value Exempted
41730	AGRIC LAND-INDIV NOT IN AG DIS	AG MKTS L 306	16	154,144	0.03
41800	PERSONS AGE 65 OR OVER	RPTL 467	54	1,787,333	0.36
41801	PERSONS AGE 65 OR OVER	RPTL 467	2	34,095	0.01
44210	HOME IMPROVEMENTS	RPTL 421-f	24	260,611	0.05
47460	FOREST LAND CERTD AFTER 8/74	RPTL 480-a	42	1,971,627	0.39
47610	BUSINESS INVESTMENT PROPERTY P	RPTL 485-b	2	15,922	0.00
49500	SOLAR OR WIND ENERGY SYSTEM	RPTL 487	2	18,162	0.00
50000	SYSTEM CODE	STATUTORY AUTH NOT DEFINED	1	1,553	0.00
Total Exemptions Exclusive of System Exemptions:			654	90,723,955	18.17
Total System Exemptions:			1	1,553	0.00
Totals:			655	90,725,508	18.17

Values have been equalized using the Uniform Percentage of Value. The Exempt amounts do not take into consideration, payments in lieu of taxes or other payments for municipal services.

Amount, if any, attributable to payments in lieu of taxes: _____

Equalized Total Assessed Value 399,174,897

Exemption Code	Exemption Name	Statutory Authority	Number of Exemptions	Total Equalized Value of Exemptions	Percent of Value Exempted
10100	SPEC DIST USED FOR PURPOSE EST	RPTL 410	3	484,462	0.12
12100	NYS - GENERALLY	RPTL 404(1)	14	8,046,400	2.02
13100	CO - GENERALLY	RPTL 406(1)	2	23,900	0.01
13500	TOWN - GENERALLY	RPTL 406(1)	7	1,770,947	0.44
13510	TOWN - CEMETERY LAND	RPTL 446	5	141,551	0.04
13800	SCHOOL DISTRICT	RPTL 408	1	4,503,994	1.13
14100	USA - GENERALLY	RPTL 400(1)	1	360,500	0.09
18020	MUNICIPAL INDUSTRIAL DEV AGENC	RPTL 412-a	2	24,403,189	6.11
21600	RES OF CLERGY - RELIG CORP OWN	RPTL 462	1	156,400	0.04
25110	NONPROF CORP - RELIG(CONST PRO	RPTL 420-a	25	16,660,000	4.17
25120	NONPROF CORP - EDUCL(CONST PRO	RPTL 420-a	3	3,212,600	0.80
25130	NONPROF CORP - CHAR (CONST PRO	RPTL 420-a	3	2,284,100	0.57
25230	NONPROF CORP - MORAL/MENTAL IM	RPTL 420-a	3	865,400	0.22
27350	PRIVATELY OWNED CEMETERY LAND	RPTL 446	2	42,622	0.01
41101	VETS EX BASED ON ELIGIBLE FUND	RPTL 458(1)	1	200	0.00
41120	ALT VET EX-WAR PERIOD-NON-COMB	RPTL 458-a	49	1,145,475	0.29
41130	ALT VET EX-WAR PERIOD-COMBAT	RPTL 458-a	37	1,368,275	0.34
41140	ALT VET EX-WAR PERIOD-DISABILI	RPTL 458-a	11	372,603	0.09
41161	COLD WAR VETERANS (15%)	RPTL 458-b	14	168,000	0.04
41171	COLD WAR VETERANS (DISABLED)	RPTL 458-b	1	16,125	0.00
41690	VOLUNTEER FIREFIGHTERS AND AMB	RPTL 466-c,d,e,f,g,h&i	9	27,000	0.01
41800	PERSONS AGE 65 OR OVER	RPTL 467	45	2,689,879	0.67

Equalized Total Assessed Value 399,174,897

Exemption Code	Exemption Name	Statutory Authority	Number of Exemptions	Total Equalized Value of Exemptions	Percent of Value Exempted
47460	FOREST LAND CERTD AFTER 8/74	RPTL 480-a	86	9,978,189	2.50
Total Exemptions Exclusive of System Exemptions:			325	78,721,811	19.72
Total System Exemptions:			0	0	0.00
Totals:			325	78,721,811	19.72

Values have been equalized using the Uniform Percentage of Value. The Exempt amounts do not take into consideration, payments in lieu of taxes or other payments for municipal services.

Amount, if any, attributable to payments in lieu of taxes: _____

Equalized Total Assessed Value 34,514,699

Exemption Code	Exemption Name	Statutory Authority	Number of Exemptions	Total Equalized Value of Exemptions	Percent of Value Exempted
10100	SPEC DIST USED FOR PURPOSE EST	RPTL 410	4	1,309,170	3.79
13500	TOWN - GENERALLY	RPTL 406(1)	3	386,608	1.12
13650	VG - GENERALLY	RPTL 406(1)	2	7,715	0.02
13740	VG O/S LIMITS - SEWER OR WATER	RPTL 406(3)	3	1,832,751	5.31
18020	MUNICIPAL INDUSTRIAL DEV AGENC	RPTL 412-a	1	412,373	1.19
25110	NONPROF CORP - RELIG(CONST PRO	RPTL 420-a	8	820,087	2.38
25120	NONPROF CORP - EDUCL(CONST PRO	RPTL 420-a	1	420,670	1.22
25130	NONPROF CORP - CHAR (CONST PRO	RPTL 420-a	3	245,997	0.71
33201	TAX SALE - COUNTY OWNED	RPTL 406(5)	1	146	0.00
41120	ALT VET EX-WAR PERIOD-NON-COMB	RPTL 458-a	2	37,445	0.11
41130	ALT VET EX-WAR PERIOD-COMBAT	RPTL 458-a	2	60,990	0.18
41140	ALT VET EX-WAR PERIOD-DISABILI	RPTL 458-a	2	24,854	0.07
41161	COLD WAR VETERANS (15%)	RPTL 458-b	1	11,581	0.03
41691	VOLUNTEER FIREFIGHTERS AND AMB	RPTL 466-c,d,e,f,g,h&i	2	5,790	0.02
41720	AGRICULTURAL DISTRICT	AG-MKTS L 305	1	139,592	0.40
41800	PERSONS AGE 65 OR OVER	RPTL 467	2	137,482	0.40
41801	PERSONS AGE 65 OR OVER	RPTL 467	2	58,606	0.17
Total Exemptions Exclusive of System Exemptions:			40	5,911,857	17.13
Total System Exemptions:			0	0	0.00
Totals:			40	5,911,857	17.13

Values have been equalized using the Uniform Percentage of Value. The Exempt amounts do not take into consideration, payments in lieu of taxes or other payments for municipal services.

Amount, if any, attributable to payments in lieu of taxes: _____

Equalized Total Assessed Value 76,024,956

Exemption Code	Exemption Name	Statutory Authority	Number of Exemptions	Total Equalized Value of Exemptions	Percent of Value Exempted
10100	SPEC DIST USED FOR PURPOSE EST	RPTL 410	2	266,812	0.35
13100	CO - GENERALLY	RPTL 406(1)	1	14,556	0.02
13500	TOWN - GENERALLY	RPTL 406(1)	6	166,084	0.22
13650	VG - GENERALLY	RPTL 406(1)	7	854,294	1.12
13800	SCHOOL DISTRICT	RPTL 408	1	3,572,635	4.70
14110	USA - SPECIFIED USES	STATE L 54	1	461,572	0.61
25110	NONPROF CORP - RELIG(CONST PRO	RPTL 420-a	1	167,394	0.22
25120	NONPROF CORP - EDUCL(CONST PRO	RPTL 420-a	7	1,168,413	1.54
25230	NONPROF CORP - MORAL/MENTAL IM	RPTL 420-a	2	179,330	0.24
25300	NONPROF CORP - SPECIFIED USES	RPTL 420-b	1	131,732	0.17
26100	VETERANS ORGANIZATION	RPTL 452	1	175,400	0.23
27350	PRIVATELY OWNED CEMETERY LAND	RPTL 446	4	14,556	0.02
33201	TAX SALE - COUNTY OWNED	RPTL 406(5)	4	52,111	0.07
41101	VETS EX BASED ON ELIGIBLE FUND	RPTL 458(1)	3	16,739	0.02
41121	ALT VET EX-WAR PERIOD-NON-COMB	RPTL 458-a	14	292,208	0.38
41131	ALT VET EX-WAR PERIOD-COMBAT	RPTL 458-a	31	966,734	1.27
41141	ALT VET EX-WAR PERIOD-DISABILI	RPTL 458-a	10	242,460	0.32
41161	COLD WAR VETERANS (15%)	RPTL 458-b	4	46,323	0.06
41691	VOLUNTEER FIREFIGHTERS AND AMB	RPTL 466-c,d,e,f,g,h&i	8	23,162	0.03
41720	AGRICULTURAL DISTRICT	AG-MKTS L 305	1	28,967	0.04
41730	AGRIC LAND-INDIV NOT IN AG DIS	AG MKTS L 306	1	58,952	0.08
41800	PERSONS AGE 65 OR OVER	RPTL 467	6	192,620	0.25
47610	BUSINESS INVESTMENT PROPERTY P	RPTL 485-b	1	36,390	0.05
48670	REDEVELOPMENT HOUSING CO	P H F I L 125 & 127	1	1,317,467	1.73

Equalized Total Assessed Value 76,024,956

Exemption Code	Exemption Name	Statutory Authority	Number of Exemptions	Total Equalized Value of Exemptions	Percent of Value Exempted
50000	SYSTEM CODE	STATUTORY AUTH NOT DEFINED	1	0	0.00
Total Exemptions Exclusive of System Exemptions:			118	10,446,913	13.74
Total System Exemptions:			1	0	0.00
Totals:			119	10,446,913	13.74

Values have been equalized using the Uniform Percentage of Value. The Exempt amounts do not take into consideration, payments in lieu of taxes or other payments for municipal services.

Amount, if any, attributable to payments in lieu of taxes: _____

Equalized Total Assessed Value 882,694,587

Exemption Code	Exemption Name	Statutory Authority	Number of Exemptions	Total Equalized Value of Exemptions	Percent of Value Exempted
10100	SPEC DIST USED FOR PURPOSE EST	RPTL 410	4	503,348	0.06
12100	NYS - GENERALLY	RPTL 404(1)	30	1,721,106	0.19
12350	PUBLIC AUTHORITY - STATE	RPTL 412	1	122,853	0.01
13100	CO - GENERALLY	RPTL 406(1)	15	496,361	0.06
13500	TOWN - GENERALLY	RPTL 406(1)	7	849,927	0.10
13510	TOWN - CEMETERY LAND	RPTL 446	3	3,057	0.00
13800	SCHOOL DISTRICT	RPTL 408	1	146	0.00
13870	SPEC DIST USED FOR PURPOSE EST	RPTL 410	13	1,703,930	0.19
14100	USA - GENERALLY	RPTL 400(1)	3	109,170	0.01
18020	MUNICIPAL INDUSTRIAL DEV AGENC	RPTL 412-a	3	35,659,680	4.04
25110	NONPROF CORP - RELIG(CONST PRO	RPTL 420-a	19	5,140,175	0.58
25120	NONPROF CORP - EDUCL(CONST PRO	RPTL 420-a	30	1,429,112	0.16
25130	NONPROF CORP - CHAR (CONST PRO	RPTL 420-a	1	127,511	0.01
25220	NONPROF CORP-CEMETERY	RPTL 420(1)(a)	1	56,769	0.01
25230	NONPROF CORP - MORAL/MENTAL IM	RPTL 420-a	7	2,901,310	0.33
25300	NONPROF CORP - SPECIFIED USES	RPTL 420-b	1	111,063	0.01
26100	VETERANS ORGANIZATION	RPTL 452	3	290,830	0.03
27350	PRIVATELY OWNED CEMETERY LAND	RPTL 446	6	19,651	0.00
29700	PROP WITHDRAWN FROM FORECLOSUR	RPTL 1138	2	60,262	0.01
32252	NYS OWNED REFORESTATION LAND	RPTL 534	7	947,162	0.11
33201	TAX SALE - COUNTY OWNED	RPTL 406(5)	59	4,292,140	0.49
41101	VETS EX BASED ON ELIGIBLE FUND	RPTL 458(1)	12	53,119	0.01
41120	ALT VET EX-WAR PERIOD-NON-COMB	RPTL 458-a	115	2,499,939	0.28
41121	ALT VET EX-WAR PERIOD-NON-COMB	RPTL 458-a	63	1,224,217	0.14
41130	ALT VET EX-WAR PERIOD-COMBAT	RPTL 458-a	128	4,528,722	0.51
41131	ALT VET EX-WAR PERIOD-COMBAT	RPTL 458-a	63	2,056,734	0.23
41140	ALT VET EX-WAR PERIOD-DISABILI	RPTL 458-a	44	1,612,524	0.18
41141	ALT VET EX-WAR PERIOD-DISABILI	RPTL 458-a	21	986,862	0.11
41161	COLD WAR VETERANS (15%)	RPTL 458-b	33	379,965	0.04
41171	COLD WAR VETERANS (DISABLED)	RPTL 458-b	2	46,252	0.01

Equalized Total Assessed Value 882,694,587

Exemption Code	Exemption Name	Statutory Authority	Number of Exemptions	Total Equalized Value of Exemptions	Percent of Value Exempted
41690	VOLUNTEER FIREFIGHTERS AND AMB	RPTL 466-c,d,e,f,g,h&i	1	2,895	0.00
41691	VOLUNTEER FIREFIGHTERS AND AMB	RPTL 466-c,d,e,f,g,h&i	7	20,266	0.00
41700	AGRICULTURAL BUILDING	RPTL 483	5	133,624	0.02
41720	AGRICULTURAL DISTRICT	AG-MKTS L 305	25	915,138	0.10
41730	AGRIC LAND-INDIV NOT IN AG DIS	AG MKTS L 306	5	87,336	0.01
41800	PERSONS AGE 65 OR OVER	RPTL 467	69	3,574,268	0.40
41801	PERSONS AGE 65 OR OVER	RPTL 467	18	768,489	0.09
47460	FOREST LAND CERTD AFTER 8/74	RPTL 480-a	126	7,965,418	0.90
49500	SOLAR OR WIND ENERGY SYSTEM	RPTL 487	2	77,584	0.01
50000	SYSTEM CODE	STATUTORY AUTH NOT DEFINED	1	146	0.00
50001	SYSTEM CODE	STATUTORY AUTH NOT DEFINED	4	3,421	0.00
50005	SYSTEM CODE	STATUTORY AUTH NOT DEFINED	1	3,421	0.00
Total Exemptions Exclusive of System Exemptions:			955	83,478,913	9.46
Total System Exemptions:			6	6,987	0.00
Totals:			961	83,485,900	9.46

Values have been equalized using the Uniform Percentage of Value. The Exempt amounts do not take into consideration, payments in lieu of taxes or other payments for municipal services.

Amount, if any, attributable to payments in lieu of taxes: _____

Equalized Total Assessed Value 928,270,000

Exemption Code	Exemption Name	Statutory Authority	Number of Exemptions	Total Equalized Value of Exemptions	Percent of Value Exempted
10100	SPEC DIST USED FOR PURPOSE EST	RPTL 410	3	2,307,895	0.25
13500	TOWN - GENERALLY	RPTL 406(1)	14	4,042,105	0.44
13800	SCHOOL DISTRICT	RPTL 408	6	56,368,421	6.07
14100	USA - GENERALLY	RPTL 400(1)	1	31,579	0.00
14110	USA - SPECIFIED USES	STATE L 54	1	26,316	0.00
18020	MUNICIPAL INDUSTRIAL DEV AGENC	RPTL 412-a	2	27,289,474	2.94
25110	NONPROF CORP - RELIG(CONST PRO	RPTL 420-a	10	2,098,684	0.23
25230	NONPROF CORP - MORAL/MENTAL IM	RPTL 420-a	1	210,526	0.02
25300	NONPROF CORP - SPECIFIED USES	RPTL 420-b	1	1,315,789	0.14
26050	AGRICULTURAL SOCIETY	RPTL 450	1	361,842	0.04
27350	PRIVATELY OWNED CEMETERY LAND	RPTL 446	11	711,184	0.08
33200	TAX SALE - COUNTY OWNED	RPTL 406(5)	4	223,684	0.02
41101	VETS EX BASED ON ELIGIBLE FUND	RPTL 458(1)	37	2,296,316	0.25
41120	ALT VET EX-WAR PERIOD-NON-COMB	RPTL 458-a	74	1,176,711	0.13
41121	ALT VET EX-WAR PERIOD-NON-COMB	RPTL 458-a	4	66,526	0.01
41130	ALT VET EX-WAR PERIOD-COMBAT	RPTL 458-a	48	1,170,868	0.13
41131	ALT VET EX-WAR PERIOD-COMBAT	RPTL 458-a	9	256,605	0.03
41140	ALT VET EX-WAR PERIOD-DISABILI	RPTL 458-a	18	325,421	0.04
41141	ALT VET EX-WAR PERIOD-DISABILI	RPTL 458-a	2	22,711	0.00
41161	COLD WAR VETERANS (15%)	RPTL 458-b	16	192,868	0.02
41162	COLD WAR VETERANS (15%)	RPTL 458-b	11	128,605	0.01
41690	VOLUNTEER FIREFIGHTERS AND AMB	RPTL 466-c,d,e,f,g,h&i	39	117,026	0.01
41700	AGRICULTURAL BUILDING	RPTL 483	5	57,895	0.01
41720	AGRICULTURAL DISTRICT	AG-MKTS L 305	54	1,457,500	0.16
41800	PERSONS AGE 65 OR OVER	RPTL 467	27	848,947	0.09
41801	PERSONS AGE 65 OR OVER	RPTL 467	2	69,737	0.01
47450	FOREST/REF LAND - FISHER ACT	RPTL 480	25	2,006,579	0.22

Equalized Total Assessed Value 928,270,000

Exemption Code	Exemption Name	Statutory Authority	Number of Exemptions	Total Equalized Value of Exemptions	Percent of Value Exempted
47460	FOREST LAND CERTD AFTER 8/74	RPTL 480-a	41	966,763	0.10
Total Exemptions Exclusive of System Exemptions:			467	106,148,579	11.44
Total System Exemptions:			0	0	0.00
Totals:			467	106,148,579	11.44

Values have been equalized using the Uniform Percentage of Value. The Exempt amounts do not take into consideration, payments in lieu of taxes or other payments for municipal services.

Amount, if any, attributable to payments in lieu of taxes: _____

Equalized Total Assessed Value 422,377,133

Exemption Code	Exemption Name	Statutory Authority	Number of Exemptions	Total Equalized Value of Exemptions	Percent of Value Exempted
10100	SPEC DIST USED FOR PURPOSE EST	RPTL 410	5	1,933,425	0.46
12100	NYS - GENERALLY	RPTL 404(1)	16	1,741,233	0.41
13100	CO - GENERALLY	RPTL 406(1)	7	302,192	0.07
13500	TOWN - GENERALLY	RPTL 406(1)	33	2,384,384	0.56
13741	VG O/S LIMITS - SEWER OR WATER	RPTL 406(3)	1	196,849	0.05
13800	SCHOOL DISTRICT	RPTL 408	3	17,552,466	4.16
14110	USA - SPECIFIED USES	STATE L 54	2	405,890	0.10
18020	MUNICIPAL INDUSTRIAL DEV AGENC	RPTL 412-a	2	1,246,986	0.30
21600	RES OF CLERGY - RELIG CORP OWN	RPTL 462	2	218,356	0.05
25110	NONPROF CORP - RELIG(CONST PRO	RPTL 420-a	16	9,219,863	2.18
25120	NONPROF CORP - EDUCL(CONST PRO	RPTL 420-a	6	1,064,384	0.25
25210	NONPROF CORP - HOSPITAL	RPTL 420-a	2	315,479	0.07
25230	NONPROF CORP - MORAL/MENTAL IM	RPTL 420-a	1	2,135,616	0.51
25300	NONPROF CORP - SPECIFIED USES	RPTL 420-b	12	2,764,644	0.65
26100	VETERANS ORGANIZATION	RPTL 452	1	3,973	0.00
26400	INC VOLUNTEER FIRE CO OR DEPT	RPTL 464(2)	3	438,493	0.10
27350	PRIVATELY OWNED CEMETERY LAND	RPTL 446	25	351,918	0.08
33201	TAX SALE - COUNTY OWNED	RPTL 406(5)	18	774,247	0.18
41101	VETS EX BASED ON ELIGIBLE FUND	RPTL 458(1)	5	12,110	0.00
41121	ALT VET EX-WAR PERIOD-NON-COMB	RPTL 458-a	97	1,568,851	0.37
41131	ALT VET EX-WAR PERIOD-COMBAT	RPTL 458-a	72	1,959,847	0.46
41141	ALT VET EX-WAR PERIOD-DISABILI	RPTL 458-a	20	388,573	0.09
41161	COLD WAR VETERANS (15%)	RPTL 458-b	14	155,836	0.04
41171	COLD WAR VETERANS (DISABLED)	RPTL 458-b	1	6,836	0.00
41690	VOLUNTEER FIREFIGHTERS AND AMB	RPTL 466-c,d,e,f,g,h&i	1	2,815	0.00
41700	AGRICULTURAL BUILDING	RPTL 483	3	164,384	0.04
41720	AGRICULTURAL DISTRICT	AG-MKTS L 305	21	1,322,590	0.31
41730	AGRIC LAND-INDIV NOT IN AG DIS	AG MKTS L 306	4	210,422	0.05
41800	PERSONS AGE 65 OR OVER	RPTL 467	58	1,878,462	0.44
44210	HOME IMPROVEMENTS	RPTL 421-f	25	527,279	0.12

Equalized Total Assessed Value 422,377,133

Exemption Code	Exemption Name	Statutory Authority	Number of Exemptions	Total Equalized Value of Exemptions	Percent of Value Exempted
47460	FOREST LAND CERTD AFTER 8/74	RPTL 480-a	94	6,636,890	1.57
47610	BUSINESS INVESTMENT PROPERTY P	RPTL 485-b	3	51,027	0.01
47611	BUSINESS INVESTMENT PROPERTY P	RPTL 485-b	2	102,740	0.02
48650	LTD PROF HOUSING CO	P H F I L 33,556,654-a	1	6,379,589	1.51
48670	REDEVELOPMENT HOUSING CO	P H F I L 125 & 127	1	1,937,808	0.46
50001	SYSTEM CODE	STATUTORY AUTH NOT DEFINED	3	0	0.00
50005	SYSTEM CODE	STATUTORY AUTH NOT DEFINED	1	0	0.00
Total Exemptions Exclusive of System Exemptions:			577	66,356,455	15.71
Total System Exemptions:			4	0	0.00
Totals:			581	66,356,455	15.71

Values have been equalized using the Uniform Percentage of Value. The Exempt amounts do not take into consideration, payments in lieu of taxes or other payments for municipal services.

Amount, if any, attributable to payments in lieu of taxes: _____

Equalized Total Assessed Value 338,428,008

Exemption Code	Exemption Name	Statutory Authority	Number of Exemptions	Total Equalized Value of Exemptions	Percent of Value Exempted
12100	NYS - GENERALLY	RPTL 404(1)	3	1,323,333	0.39
13100	CO - GENERALLY	RPTL 406(1)	4	20,198,736	5.97
13500	TOWN - GENERALLY	RPTL 406(1)	1	229,885	0.07
13650	VG - GENERALLY	RPTL 406(1)	23	6,550,460	1.94
13740	VG O/S LIMITS - SEWER OR WATER	RPTL 406(3)	3	3,242,529	0.96
13800	SCHOOL DISTRICT	RPTL 408	5	18,765,977	5.55
13890	PUBLIC AUTHORITY - LOCAL	RPTL 412	2	3,020,000	0.89
14110	USA - SPECIFIED USES	STATE L 54	1	571,954	0.17
18020	MUNICIPAL INDUSTRIAL DEV AGENC	RPTL 412-a	8	7,402,299	2.19
21600	RES OF CLERGY - RELIG CORP OWN	RPTL 462	1	50,230	0.01
25110	NONPROF CORP - RELIG(CONST PRO	RPTL 420-a	30	9,394,138	2.78
25120	NONPROF CORP - EDUCL(CONST PRO	RPTL 420-a	10	3,292,874	0.97
25130	NONPROF CORP - CHAR (CONST PRO	RPTL 420-a	12	5,082,644	1.50
25230	NONPROF CORP - MORAL/MENTAL IM	RPTL 420-a	12	3,066,437	0.91
25300	NONPROF CORP - SPECIFIED USES	RPTL 420-b	1	92,529	0.03
26100	VETERANS ORGANIZATION	RPTL 452	2	160,920	0.05
27350	PRIVATELY OWNED CEMETERY LAND	RPTL 446	4	195,172	0.06
28100	NOT-FOR-PROFIT HOUSING CO	RPTL 422	1	3,930,115	1.16
28120	NOT-FOR-PROFIT HOUSING CO	RPTL 422	1	582,299	0.17
33201	TAX SALE - COUNTY OWNED	RPTL 406(5)	25	1,525,287	0.45
41101	VETS EX BASED ON ELIGIBLE FUND	RPTL 458(1)	7	26,092	0.01
41121	ALT VET EX-WAR PERIOD-NON-COMB	RPTL 458-a	52	767,605	0.23
41131	ALT VET EX-WAR PERIOD-COMBAT	RPTL 458-a	37	923,952	0.27
41141	ALT VET EX-WAR PERIOD-DISABILI	RPTL 458-a	12	489,339	0.14
41161	COLD WAR VETERANS (15%)	RPTL 458-b	5	59,310	0.02
41171	COLD WAR VETERANS (DISABLED)	RPTL 458-b	1	26,724	0.01
41400	CLERGY	RPTL 460	3	5,172	0.00
41692	VOLUNTEER FIREFIGHTERS AND AMB	RPTL 466-c,d,e,f,g,h&i	1	2,966	0.00
41800	PERSONS AGE 65 OR OVER	RPTL 467	40	1,432,333	0.42
41801	PERSONS AGE 65 OR OVER	RPTL 467	1	30,276	0.01

Equalized Total Assessed Value 338,428,008

Exemption Code	Exemption Name	Statutory Authority	Number of Exemptions	Total Equalized Value of Exemptions	Percent of Value Exempted
47610	BUSINESS INVESTMENT PROPERTY P	RPTL 485-b	6	583,060	0.17
48670	REDEVELOPMENT HOUSING CO	P H F I L 125 & 127	1	1,194,483	0.35
50000	SYSTEM CODE	STATUTORY AUTH NOT DEFINED	2	290,575	0.09
Total Exemptions Exclusive of System Exemptions:			315	94,219,128	27.84
Total System Exemptions:			2	290,575	0.09
Totals:			317	94,509,702	27.93

Values have been equalized using the Uniform Percentage of Value. The Exempt amounts do not take into consideration, payments in lieu of taxes or other payments for municipal services.

Amount, if any, attributable to payments in lieu of taxes: _____

Equalized Total Assessed Value 1,326,240,648

Exemption Code	Exemption Name	Statutory Authority	Number of Exemptions	Total Equalized Value of Exemptions	Percent of Value Exempted
12100	NYS - GENERALLY	RPTL 404(1)	2	20,920	0.00
12350	PUBLIC AUTHORITY - STATE	RPTL 412	2	118,391	0.01
13100	CO - GENERALLY	RPTL 406(1)	3	187,356	0.01
13240	CO O/S LIMITS - SEWER OR WATER	RPTL 406(3)	1	149,770	0.01
13350	CITY - GENERALLY	RPTL 406(1)	1	3,771,494	0.28
13500	TOWN - GENERALLY	RPTL 406(1)	22	42,464,483	3.20
13730	VG O/S LIMITS - SPECIFIED USES	RPTL 406(2)	3	225,172	0.02
13740	VG O/S LIMITS - SEWER OR WATER	RPTL 406(3)	9	1,595,402	0.12
13870	SPEC DIST USED FOR PURPOSE EST	RPTL 410	3	934,138	0.07
18020	MUNICIPAL INDUSTRIAL DEV AGENC	RPTL 412-a	112	36,409,713	2.75
21600	RES OF CLERGY - RELIG CORP OWN	RPTL 462	2	597,299	0.05
25110	NONPROF CORP - RELIG(CONST PRO	RPTL 420-a	33	20,515,345	1.55
25120	NONPROF CORP - EDUCL(CONST PRO	RPTL 420-a	37	45,578,966	3.44
25130	NONPROF CORP - CHAR (CONST PRO	RPTL 420-a	2	900,690	0.07
25210	NONPROF CORP - HOSPITAL	RPTL 420-a	1	40,443,333	3.05
25220	NONPROF CORP-CEMETERY	RPTL 420(1)(a)	2	920	0.00
25230	NONPROF CORP - MORAL/MENTAL IM	RPTL 420-a	11	3,497,011	0.26
25300	NONPROF CORP - SPECIFIED USES	RPTL 420-b	7	8,041,609	0.61
26400	INC VOLUNTEER FIRE CO OR DEPT	RPTL 464(2)	2	173,678	0.01
27350	PRIVATELY OWNED CEMETERY LAND	RPTL 446	24	502,529	0.04
33201	TAX SALE - COUNTY OWNED	RPTL 406(5)	51	1,815,402	0.14
41101	VETS EX BASED ON ELIGIBLE FUND	RPTL 458(1)	19	54,511	0.00
41121	ALT VET EX-WAR PERIOD-NON-COMB	RPTL 458-a	182	3,806,128	0.29
41131	ALT VET EX-WAR PERIOD-COMBAT	RPTL 458-a	110	3,663,905	0.28
41141	ALT VET EX-WAR PERIOD-DISABILI	RPTL 458-a	49	1,808,124	0.14
41161	COLD WAR VETERANS (15%)	RPTL 458-b	38	443,483	0.03
41171	COLD WAR VETERANS (DISABLED)	RPTL 458-b	3	54,483	0.00
41300	PARAPLEGIC VETS	RPTL 458(3)	1	193,793	0.01
41400	CLERGY	RPTL 460	4	6,897	0.00
41692	VOLUNTEER FIREFIGHTERS AND AMB	RPTL 466-c,d,e,f,g,h&i	4	11,862	0.00

Equalized Total Assessed Value 1,326,240,648

Exemption Code	Exemption Name	Statutory Authority	Number of Exemptions	Total Equalized Value of Exemptions	Percent of Value Exempted
41700	AGRICULTURAL BUILDING	RPTL 483	1	36,782	0.00
41720	AGRICULTURAL DISTRICT	AG-MKTS L 305	1	3,201	0.00
41730	AGRIC LAND-INDIV NOT IN AG DIS	AG MKTS L 306	7	497,328	0.04
41800	PERSONS AGE 65 OR OVER	RPTL 467	74	3,083,936	0.23
41801	PERSONS AGE 65 OR OVER	RPTL 467	2	92,129	0.01
44210	HOME IMPROVEMENTS	RPTL 421-f	1	2,256	0.00
47460	FOREST LAND CERTD AFTER 8/74	RPTL 480-a	29	2,636,222	0.20
47610	BUSINESS INVESTMENT PROPERTY P	RPTL 485-b	10	1,724,328	0.13
49500	SOLAR OR WIND ENERGY SYSTEM	RPTL 487	1	5,991	0.00
50000	SYSTEM CODE	STATUTORY AUTH NOT DEFINED	3	31,379	0.00
Total Exemptions Exclusive of System Exemptions:			866	226,068,977	17.05
Total System Exemptions:			3	31,379	0.00
Totals:			869	226,100,356	17.05

Values have been equalized using the Uniform Percentage of Value. The Exempt amounts do not take into consideration, payments in lieu of taxes or other payments for municipal services.

Amount, if any, attributable to payments in lieu of taxes: _____

Equalized Total Assessed Value 261,731,511

Exemption Code	Exemption Name	Statutory Authority	Number of Exemptions	Total Equalized Value of Exemptions	Percent of Value Exempted
10100	SPEC DIST USED FOR PURPOSE EST	RPTL 410	3	557,260	0.21
12100	NYS - GENERALLY	RPTL 404(1)	1	37,991	0.01
13100	CO - GENERALLY	RPTL 406(1)	2	219,543	0.08
13500	TOWN - GENERALLY	RPTL 406(1)	20	2,938,447	1.12
13570	TOWN O/S LIMITS - SPECIFIED US	RPTL 406(2)	5	913	0.00
13800	SCHOOL DISTRICT	RPTL 408	2	1,412,603	0.54
18020	MUNICIPAL INDUSTRIAL DEV AGENC	RPTL 412-a	4	13,844,932	5.29
25110	NONPROF CORP - RELIG(CONST PRO	RPTL 420-a	5	1,384,658	0.53
25120	NONPROF CORP - EDUCL(CONST PRO	RPTL 420-a	1	228,311	0.09
25130	NONPROF CORP - CHAR (CONST PRO	RPTL 420-a	15	11,795,251	4.51
25230	NONPROF CORP - MORAL/MENTAL IM	RPTL 420-a	5	2,167,671	0.83
25300	NONPROF CORP - SPECIFIED USES	RPTL 420-b	1	396,895	0.15
26400	INC VOLUNTEER FIRE CO OR DEPT	RPTL 464(2)	2	650,776	0.25
27350	PRIVATELY OWNED CEMETERY LAND	RPTL 446	8	263,196	0.10
29700	PROP WITHDRAWN FROM FORECLOSUR	RPTL 1138	5	13,516	0.01
41121	ALT VET EX-WAR PERIOD-NON-COMB	RPTL 458-a	50	1,158,524	0.44
41130	ALT VET EX-WAR PERIOD-COMBAT	RPTL 458-a	4	123,543	0.05
41131	ALT VET EX-WAR PERIOD-COMBAT	RPTL 458-a	44	1,655,242	0.63
41140	ALT VET EX-WAR PERIOD-DISABILI	RPTL 458-a	1	91,644	0.04
41141	ALT VET EX-WAR PERIOD-DISABILI	RPTL 458-a	12	292,950	0.11
41161	COLD WAR VETERANS (15%)	RPTL 458-b	11	134,384	0.05
41171	COLD WAR VETERANS (DISABLED)	RPTL 458-b	2	25,379	0.01
41690	VOLUNTEER FIREFIGHTERS AND AMB	RPTL 466-c,d,e,f,g,h&i	31	94,727	0.04
41692	VOLUNTEER FIREFIGHTERS AND AMB	RPTL 466-c,d,e,f,g,h&i	2	6,111	0.00
41700	AGRICULTURAL BUILDING	RPTL 483	5	176,256	0.07
41720	AGRICULTURAL DISTRICT	AG-MKTS L 305	9	520,294	0.20
41800	PERSONS AGE 65 OR OVER	RPTL 467	39	2,453,123	0.94
41805	PERSONS AGE 65 OR OVER	RPTL 467	3	220,639	0.08
44210	HOME IMPROVEMENTS	RPTL 421-f	5	161,257	0.06
46450	INC ASSN OF VOLUNTEER FIREMEN	RPTL 464(1)	1	6,758	0.00

Equalized Total Assessed Value 261,731,511

Exemption Code	Exemption Name	Statutory Authority	Number of Exemptions	Total Equalized Value of Exemptions	Percent of Value Exempted
47460	FOREST LAND CERTD AFTER 8/74	RPTL 480-a	46	7,917,187	3.02
47610	BUSINESS INVESTMENT PROPERTY P	RPTL 485-b	2	11,858	0.00
Total Exemptions Exclusive of System Exemptions:			346	50,961,839	19.47
Total System Exemptions:			0	0	0.00
Totals:			346	50,961,839	19.47

Values have been equalized using the Uniform Percentage of Value. The Exempt amounts do not take into consideration, payments in lieu of taxes or other payments for municipal services.

Amount, if any, attributable to payments in lieu of taxes: _____



County of Sullivan
2015 – 2020
Recommended Capital Budget Plan

Joshua A. Potossek

County Manager

Janet Young

Commissioner of Management & Budget

2015 Recommended Capital Budget - Summary

	Total Acquisition Cost	County Appropriation				Existing	State Reimbursement	Federal Reimbursement	Other
		Operating	Short Term	Long Term					
Equipment									
Division of Public Works	\$ 80,000	\$ -	\$ 80,000	\$ -	\$ -	\$ -	\$ -	\$ -	\$ -
Division of Public Works - Solid Waste	\$ 237,000	\$ -	\$ 237,000	\$ -	\$ -	\$ -	\$ -	\$ -	\$ -
Sheriff's Dept.	\$ 170,000	\$ -	\$ -	\$ -	\$ -	\$ -	\$ 170,000	\$ -	\$ -
Total Equipment	\$ 487,000	\$ -	\$ 317,000	\$ -	\$ -	\$ -	\$ 170,000	\$ -	\$ -
Vehicles									
Community Services	\$ 16,480	\$ 8,240	\$ -	\$ -	\$ -	\$ 8,240	\$ -	\$ -	\$ -
County Clerk - DMV	\$ 18,500	\$ 18,500	\$ -	\$ -	\$ -	\$ -	\$ -	\$ -	\$ -
Department of Family Services	\$ 82,403	\$ 20,930	\$ -	\$ -	\$ -	\$ 34,000	\$ 27,473	\$ -	\$ -
Division of Public Works	\$ 444,500	\$ 226,500	\$ 218,000	\$ -	\$ -	\$ -	\$ -	\$ -	\$ -
Division of Public Works - Airport	\$ 362,000	\$ -	\$ -	\$ -	\$ -	\$ 225,000	\$ -	\$ -	\$ 137,000
Public Health Nursing	\$ 37,554	\$ 37,554	\$ -	\$ -	\$ -	\$ -	\$ -	\$ -	\$ -
Sheriff's Dept.	\$ 112,000	\$ 112,000	\$ -	\$ -	\$ -	\$ -	\$ -	\$ -	\$ -
Transportation	\$ 72,000	\$ 72,000	\$ -	\$ -	\$ -	\$ -	\$ -	\$ -	\$ -
Treasurers	\$ 19,935	\$ 19,935	\$ -	\$ -	\$ -	\$ -	\$ -	\$ -	\$ -
Total Vehicles	\$ 1,185,675	\$ 535,962	\$ 218,000	\$ -	\$ -	\$ 267,240	\$ 27,473	\$ 137,000	\$ -
Buildings									
Adult Care Center	\$ 665,000	\$ 90,000	\$ -	\$ -	\$ -	\$ -	\$ -	\$ -	\$ 575,000
Division of Public Works	\$ 315,000	\$ 65,000	\$ -	\$ -	\$ -	\$ -	\$ -	\$ -	\$ 250,000
Division of Public Works - Airport	\$ 1,468,500	\$ -	\$ -	\$ -	\$ -	\$ 877,500	\$ 405,000	\$ -	\$ 186,000
Division of Public Works - Parks	\$ 135,000	\$ -	\$ -	\$ -	\$ -	\$ -	\$ -	\$ -	\$ 135,000
Division of Public Works - Solid Waste	\$ 410,000	\$ -	\$ 235,000	\$ -	\$ -	\$ -	\$ -	\$ -	\$ 175,000
E-911	\$ 6,392,316	\$ -	\$ -	\$ -	\$ 5,450,483	\$ 941,833	\$ -	\$ -	\$ -
Emergency Mgmt	\$ 50,000	\$ -	\$ -	\$ -	\$ -	\$ -	\$ -	\$ -	\$ 50,000
Total Buildings	\$ 9,435,816	\$ 155,000	\$ 235,000	\$ -	\$ 5,450,483	\$ 1,819,333	\$ 405,000	\$ 1,371,000	\$ -
Highways and Bridges									
DPW	\$ 13,186,000	\$ -	\$ -	\$ 6,303,875	\$ 142,750	\$ 2,800,000	\$ 3,279,375	\$ -	\$ 660,000
Total Highways and Bridges	\$ 13,186,000	\$ -	\$ -	\$ 6,303,875	\$ 142,750	\$ 2,800,000	\$ 3,279,375	\$ 660,000	\$ -
Flood Remediation & Stream Maintenance	\$ 100,000	\$ 100,000	\$ -	\$ -	\$ -	\$ -	\$ -	\$ -	\$ -
2015 Grand Total	\$ 24,394,491	\$ 790,962	\$ 770,000	\$ 6,303,875	\$ 5,593,233	\$ 4,886,573	\$ 3,881,848	\$ 2,168,000	\$ -

2016 Recommended Capital Budget - Summary

	Total Acquisition Cost	County Appropriation				State Reimbursement	Federal Reimbursement	Other
		Operating	Short Term	Long Term	Existing			
Equipment								
Adult Care Center	\$ -	\$ -	\$ -	\$ -	\$ -	\$ -	\$ -	\$ -
DFS	\$ -	\$ -	\$ -	\$ -	\$ -	\$ -	\$ -	\$ -
Division of Public Works	\$ 510,000	\$ 260,000	\$ -	\$ 250,000	\$ -	\$ -	\$ -	\$ -
Division of Public Works - Airport	\$ -	\$ -	\$ -	\$ -	\$ -	\$ -	\$ -	\$ -
Division of Public Works - Solid Waste	\$ 223,000	\$ 75,000	\$ 148,000	\$ -	\$ -	\$ -	\$ -	\$ -
Public Health	\$ -	\$ -	\$ -	\$ -	\$ -	\$ -	\$ -	\$ -
Total Equipment	\$ 733,000	\$ 335,000	\$ 148,000	\$ 250,000	\$ -	\$ -	\$ -	\$ -
Vehicles								
County Clerk - DMV	\$ -	\$ -	\$ -	\$ -	\$ -	\$ -	\$ -	\$ -
Department of Family Services	\$ 83,896	\$ 21,310	\$ -	\$ -	\$ -	\$ 34,623	\$ 27,963	\$ -
District Attorney	\$ 26,110	\$ 26,110	\$ -	\$ -	\$ -	\$ -	\$ -	\$ -
Division of Public Works	\$ 942,000	\$ 942,000	\$ -	\$ -	\$ -	\$ -	\$ -	\$ -
Division of Public Works - Airport	\$ -	\$ -	\$ -	\$ -	\$ -	\$ -	\$ -	\$ -
Public Health Nursing	\$ 98,579	\$ 98,579	\$ -	\$ -	\$ -	\$ -	\$ -	\$ -
Sheriff's Dept.	\$ 224,000	\$ 224,000	\$ -	\$ -	\$ -	\$ -	\$ -	\$ -
Transportation	\$ 75,000	\$ 75,000	\$ -	\$ -	\$ -	\$ -	\$ -	\$ -
Total Vehicles	\$ 1,522,545	\$ 1,443,479	\$ -	\$ -	\$ -	\$ 51,103	\$ 27,963	\$ -
Buildings								
Adult Care Center	\$ 195,000	\$ 65,000	\$ -	\$ 130,000	\$ -	\$ -	\$ -	\$ -
Department of Family Services	\$ -	\$ -	\$ -	\$ -	\$ -	\$ -	\$ -	\$ -
Division of Public Works	\$ 540,000	\$ 340,000	\$ -	\$ -	\$ -	\$ -	\$ -	\$ 200,000
Division of Public Works - Airport	\$ 505,000	\$ 19,000	\$ -	\$ 125,000	\$ -	\$ 19,000	\$ 342,000	\$ -
Division of Public Works - Parks	\$ 100,000	\$ 20,000	\$ -	\$ -	\$ -	\$ -	\$ -	\$ 80,000
Division of Public Works - Solid Waste E-911	\$ 575,000	\$ 20,000	\$ 50,000	\$ -	\$ -	\$ -	\$ -	\$ 505,000
Emergency Mgmt	\$ 50,000	\$ 50,000	\$ -	\$ -	\$ -	\$ -	\$ -	\$ -
Total Buildings	\$ 1,965,000	\$ 514,000	\$ 50,000	\$ 255,000	\$ -	\$ 19,000	\$ 342,000	\$ 785,000
Highways and Bridges								
DPW	\$ 12,245,000	\$ -	\$ -	\$ 7,020,000	\$ -	\$ 2,795,000	\$ 1,350,000	\$ 1,080,000
Total Highways and Bridges	\$ 12,245,000	\$ -	\$ -	\$ 7,020,000	\$ -	\$ 2,795,000	\$ 1,350,000	\$ 1,080,000
Flood Remediation & Stream Maintenance	\$ 150,000	\$ 150,000	\$ -	\$ -	\$ -	\$ -	\$ -	\$ -
2016 Grand Total	\$ 16,615,545	\$ 2,442,479	\$ 198,000	\$ 7,525,000	\$ -	\$ 2,865,103	\$ 1,719,963	\$ 1,865,000

2017 Recommended Capital Budget - Summary

	Total Acquisition Cost	County Appropriation				Existing	State Reimbursement	Federal Reimbursement	Other
		Operating	Short Term	Long Term					
Equipment									
Adult Care Center	\$ -	\$ -	\$ -	\$ -	\$ -	\$ -	\$ -	\$ -	\$ -
Division of Public Works	\$ 575,000	\$ 150,000	\$ -	\$ 425,000	\$ -	\$ -	\$ -	\$ -	\$ -
Division of Public Works - Solid Waste	\$ 376,000	\$ 95,000	\$ 26,000	\$ 255,000	\$ -	\$ -	\$ -	\$ -	\$ -
Total Equipment	\$ 951,000	\$ 245,000	\$ 26,000	\$ 680,000	\$ -	\$ -	\$ -	\$ -	\$ -
Vehicles									
Community Services	\$ -	\$ -	\$ -	\$ -	\$ -	\$ -	\$ -	\$ -	\$ -
County Clerk - DMV	\$ -	\$ -	\$ -	\$ -	\$ -	\$ -	\$ -	\$ -	\$ -
Department of Family Services	\$ 57,800	\$ 14,682	\$ -	\$ -	\$ -	\$ 23,853	\$ 19,265	\$ -	\$ -
District Attorney	\$ -	\$ -	\$ -	\$ -	\$ -	\$ -	\$ -	\$ -	\$ -
Division of Public Works	\$ 1,081,500	\$ 1,081,500	\$ -	\$ -	\$ -	\$ -	\$ -	\$ -	\$ -
Division of Public Works - Airport	\$ -	\$ -	\$ -	\$ -	\$ -	\$ -	\$ -	\$ -	\$ -
Division of Public Works - Solid Waste	\$ -	\$ -	\$ -	\$ -	\$ -	\$ -	\$ -	\$ -	\$ -
Emergency Management	\$ -	\$ -	\$ -	\$ -	\$ -	\$ -	\$ -	\$ -	\$ -
Probation	\$ -	\$ -	\$ -	\$ -	\$ -	\$ -	\$ -	\$ -	\$ -
Public Health Nursing	\$ 96,056	\$ 96,056	\$ -	\$ -	\$ -	\$ -	\$ -	\$ -	\$ -
Sheriff's Dept.	\$ 224,000	\$ 224,000	\$ -	\$ -	\$ -	\$ -	\$ -	\$ -	\$ -
Transportation	\$ 124,000	\$ 124,000	\$ -	\$ -	\$ -	\$ -	\$ -	\$ -	\$ -
Total Vehicles	\$ 1,583,356	\$ 1,540,238	\$ -	\$ -	\$ -	\$ 23,853	\$ 19,265	\$ -	\$ -
Buildings									
Adult Care Center	\$ 45,000	\$ 45,000	\$ -	\$ -	\$ -	\$ -	\$ -	\$ -	\$ -
Division of Public Works	\$ 2,205,000	\$ 365,000	\$ -	\$ 1,690,000	\$ -	\$ -	\$ -	\$ -	\$ 150,000
Division of Public Works - Airport	\$ 1,630,000	\$ 252,500	\$ -	\$ -	\$ -	\$ 882,500	\$ 495,000	\$ -	\$ -
Division of Public Works - Parks	\$ 80,000	\$ 80,000	\$ -	\$ -	\$ -	\$ -	\$ -	\$ -	\$ -
Division of Public Works - Solid Waste	\$ 75,000	\$ -	\$ -	\$ -	\$ -	\$ -	\$ -	\$ -	\$ 75,000
E-911	\$ -	\$ -	\$ -	\$ -	\$ -	\$ -	\$ -	\$ -	\$ -
Emergency Mgmt	\$ 50,000	\$ 50,000	\$ -	\$ -	\$ -	\$ -	\$ -	\$ -	\$ -
Total Buildings	\$ 4,085,000	\$ 792,500	\$ -	\$ 1,690,000	\$ -	\$ 882,500	\$ 495,000	\$ -	\$ 225,000
Highways and Bridges									
DPW	\$ 12,888,000	\$ -	\$ -	\$ 7,044,000	\$ -	\$ 2,998,000	\$ 1,350,000	\$ -	\$ 1,496,000
Total Highways and Bridges	\$ 12,888,000	\$ -	\$ -	\$ 7,044,000	\$ -	\$ 2,998,000	\$ 1,350,000	\$ -	\$ 1,496,000
Flood Remediation & Stream Maintenance	\$ 200,000	\$ 200,000	\$ -	\$ -	\$ -	\$ -	\$ -	\$ -	\$ -
2017 Grand Total	\$ 19,707,356	\$ 2,777,738	\$ 26,000	\$ 9,414,000	\$ -	\$ 3,904,353	\$ 1,864,265	\$ -	\$ 1,721,000

2018 Recommended Capital Budget - Summary

	Total Acquisition Cost	County Appropriation				State Reimbursement	Federal Reimbursement	Other
		Operating	Short Term	Long Term	Existing			
Equipment								
Adult Care Center	\$ -	\$ -	\$ -	\$ -	\$ -	\$ -	\$ -	\$ -
DFS	\$ -	\$ -	\$ -	\$ -	\$ -	\$ -	\$ -	\$ -
Division of Public Works	\$ 433,000	\$ 173,000	\$ -	\$ 260,000	\$ -	\$ -	\$ -	\$ -
Division of Public Works - Airport	\$ 100,000	\$ 100,000	\$ -	\$ -	\$ -	\$ -	\$ -	\$ -
Division of Public Works - Solid Waste	\$ 394,000	\$ 135,000	\$ 184,000	\$ 75,000	\$ -	\$ -	\$ -	\$ -
Total Equipment	\$ 927,000	\$ 408,000	\$ 184,000	\$ 335,000	\$ -	\$ -	\$ -	\$ -
Vehicles								
Community Services	\$ -	\$ -	\$ -	\$ -	\$ -	\$ -	\$ -	\$ -
County Clerk - DMV	\$ -	\$ -	\$ -	\$ -	\$ -	\$ -	\$ -	\$ -
Department of Family Services	\$ 68,811	\$ 17,478	\$ -	\$ -	\$ -	\$ 28,396	\$ 22,937	\$ -
Division of Public Works	\$ 1,056,000	\$ 1,056,000	\$ -	\$ -	\$ -	\$ -	\$ -	\$ -
Division of Public Works - Airport	\$ -	\$ -	\$ -	\$ -	\$ -	\$ -	\$ -	\$ -
Division of Public Works - Solid Waste	\$ -	\$ -	\$ -	\$ -	\$ -	\$ -	\$ -	\$ -
Emergency Management	\$ -	\$ -	\$ -	\$ -	\$ -	\$ -	\$ -	\$ -
Probation	\$ -	\$ -	\$ -	\$ -	\$ -	\$ -	\$ -	\$ -
Public Health Nursing	\$ 114,770	\$ 114,770	\$ -	\$ -	\$ -	\$ -	\$ -	\$ -
Sheriff's Dept.	\$ 224,000	\$ 224,000	\$ -	\$ -	\$ -	\$ -	\$ -	\$ -
Transportation	\$ 26,000	\$ 26,000	\$ -	\$ -	\$ -	\$ -	\$ -	\$ -
Total Vehicles	\$ 1,489,581	\$ 1,438,248	\$ -	\$ -	\$ -	\$ 28,396	\$ 22,937	\$ -
Buildings								
Adult Care Center	\$ -	\$ -	\$ -	\$ -	\$ -	\$ -	\$ -	\$ -
Cornell COOP	\$ -	\$ -	\$ -	\$ -	\$ -	\$ -	\$ -	\$ -
Center for Workforce Development	\$ -	\$ -	\$ -	\$ -	\$ -	\$ -	\$ -	\$ -
Department of Community Services	\$ -	\$ -	\$ -	\$ -	\$ -	\$ -	\$ -	\$ -
Department of Family Services	\$ -	\$ -	\$ -	\$ -	\$ -	\$ -	\$ -	\$ -
Division of Public Works	\$ 2,439,000	\$ 120,000	\$ -	\$ 2,319,000	\$ -	\$ -	\$ -	\$ -
Division of Public Works - Airport	\$ 327,500	\$ 35,000	\$ -	\$ -	\$ -	\$ 7,500	\$ 285,000	\$ -
Division of Public Works - Parks	\$ 315,000	\$ 15,000	\$ -	\$ 300,000	\$ -	\$ -	\$ -	\$ -
Division of Public Works - Solid Waste	\$ -	\$ -	\$ -	\$ -	\$ -	\$ -	\$ -	\$ -
E-911	\$ -	\$ -	\$ -	\$ -	\$ -	\$ -	\$ -	\$ -
Emergency Mgmt	\$ 50,000	\$ 50,000	\$ -	\$ -	\$ -	\$ -	\$ -	\$ -
Planning	\$ -	\$ -	\$ -	\$ -	\$ -	\$ -	\$ -	\$ -
Total Buildings	\$ 3,131,500	\$ 220,000	\$ -	\$ 2,619,000	\$ -	\$ 7,500	\$ 285,000	\$ -
Highways and Bridges								
DPW	\$ 10,830,000	\$ -	\$ -	\$ 6,846,000	\$ -	\$ 2,600,000	\$ -	\$ 1,384,000
Total Highways and Bridges	\$ 10,830,000	\$ -	\$ -	\$ 6,846,000	\$ -	\$ 2,600,000	\$ -	\$ 1,384,000
Flood Remediation & Stream Maintenance	\$ 200,000	\$ 200,000	\$ -	\$ -	\$ -	\$ -	\$ -	\$ -
2018 Grand Total	\$ 16,578,081	\$ 2,266,248	\$ 184,000	\$ 9,800,000	\$ -	\$ 2,635,896	\$ 307,937	\$ 1,384,000

2019 Recommended Capital Budget - Summary

	Total Acquisition Cost	County Appropriation				State Reimbursement	Federal Reimbursement	Other
		Operating	Short Term	Long Term	Existing			
Equipment								
Adult Care Center	\$ -	\$ -	\$ -	\$ -	\$ -	\$ -	\$ -	\$ -
Division of Public Works	\$ 157,000	\$ 157,000	\$ -	\$ -	\$ -	\$ -	\$ -	\$ -
Division of Public Works - Airport	\$ 120,000	\$ 120,000	\$ -	\$ -	\$ -	\$ -	\$ -	\$ -
Division of Public Works - Solid Waste	\$ 306,000	\$ -	\$ 56,000	\$ 250,000	\$ -	\$ -	\$ -	\$ -
Total Equipment	\$ 583,000	\$ 277,000	\$ 56,000	\$ 250,000	\$ -	\$ -	\$ -	\$ -
Vehicles								
Community Services	\$ -	\$ -	\$ -	\$ -	\$ -	\$ -	\$ -	\$ -
County Clerk - DMV	\$ -	\$ -	\$ -	\$ -	\$ -	\$ -	\$ -	\$ -
Department of Family Services	\$ 57,000	\$ 14,478	\$ -	\$ -	\$ -	\$ 19,000	\$ 23,522	\$ -
District Attorney	\$ -	\$ -	\$ -	\$ -	\$ -	\$ -	\$ -	\$ -
Division of Public Works	\$ 767,500	\$ 767,500	\$ -	\$ -	\$ -	\$ -	\$ -	\$ -
Division of Public Works - Airport	\$ -	\$ -	\$ -	\$ -	\$ -	\$ -	\$ -	\$ -
Division of Public Works - Solid Waste	\$ 150,000	\$ -	\$ -	\$ 150,000	\$ -	\$ -	\$ -	\$ -
Emergency Management	\$ -	\$ -	\$ -	\$ -	\$ -	\$ -	\$ -	\$ -
Probation	\$ -	\$ -	\$ -	\$ -	\$ -	\$ -	\$ -	\$ -
Public Health Nursing	\$ 128,725	\$ 128,725	\$ -	\$ -	\$ -	\$ -	\$ -	\$ -
Sheriff's Dept.	\$ 224,000	\$ 224,000	\$ -	\$ -	\$ -	\$ -	\$ -	\$ -
Transportation	\$ 98,500	\$ 98,500	\$ -	\$ -	\$ -	\$ -	\$ -	\$ -
Total Vehicles	\$ 1,425,725	\$ 1,233,203	\$ -	\$ 150,000	\$ -	\$ 19,000	\$ 23,522	\$ -
Buildings								
Division of Public Works	\$ 696,000	\$ 70,000	\$ -	\$ 626,000	\$ -	\$ -	\$ -	\$ -
Division of Public Works - Airport	\$ 200,000	\$ 10,000	\$ -	\$ -	\$ -	\$ 10,000	\$ 180,000	\$ -
Division of Public Works - Parks	\$ 200,000	\$ -	\$ -	\$ 200,000	\$ -	\$ -	\$ -	\$ -
Division of Public Works - Solid Waste	\$ -	\$ -	\$ -	\$ -	\$ -	\$ -	\$ -	\$ -
E-911	\$ -	\$ -	\$ -	\$ -	\$ -	\$ -	\$ -	\$ -
Emergency Mgmt	\$ 50,000	\$ 50,000	\$ -	\$ -	\$ -	\$ -	\$ -	\$ -
Total Buildings	\$ 1,146,000	\$ 130,000	\$ -	\$ 826,000	\$ -	\$ 10,000	\$ 180,000	\$ -
Highways and Bridges								
DPW	\$ 13,456,000	\$ -	\$ -	\$ 6,950,000	\$ -	\$ 2,506,000	\$ 2,660,000	\$ 1,340,000
Total Highways and Bridges	\$ 13,456,000	\$ -	\$ -	\$ 6,950,000	\$ -	\$ 2,506,000	\$ 2,660,000	\$ 1,340,000
Flood Remediation & Stream Maintenance	\$ 200,000	\$ 200,000	\$ -	\$ -	\$ -	\$ -	\$ -	\$ -
2019 Grand Total	\$ 16,810,725	\$ 1,840,203	\$ 56,000	\$ 8,176,000	\$ -	\$ 2,535,000	\$ 2,863,522	\$ 1,340,000

2020 Recommended Capital Budget - Summary

	Total Acquisition Cost	County Appropriation				State Reimbursement	Federal Reimbursement	Other
		Operating	Short Term	Long Term	Existing			
Equipment								
Adult Care Center	\$ -	\$ -	\$ -	\$ -	\$ -	\$ -	\$ -	\$ -
Total Equipment	\$ -	\$ -	\$ -	\$ -	\$ -	\$ -	\$ -	\$ -
Vehicles								
Department of Family Services	\$ 100,000	\$ -	\$ -	\$ -	\$ -	\$ 41,667	\$ 33,333	\$ 25,000
Division of Public Works	\$ 655,000	\$ 655,000	\$ -	\$ -	\$ -	\$ -	\$ -	\$ -
Public Health Nursing	\$ 135,161	\$ 135,161	\$ -	\$ -	\$ -	\$ -	\$ -	\$ -
Sheriff's Dept.	\$ 224,000	\$ 224,000	\$ -	\$ -	\$ -	\$ -	\$ -	\$ -
Total Vehicles	\$ 1,114,161	\$ 1,014,161	\$ -	\$ -	\$ -	\$ 41,667	\$ 33,333	\$ 25,000
Buildings/Infrastructure								
Division of Public Works	\$ 285,000	\$ 165,000	\$ -	\$ 120,000	\$ -	\$ -	\$ -	\$ -
Division of Public Works - Airport	\$ 10,000,000	\$ 35,000	\$ -	\$ 465,000	\$ -	\$ 500,000	\$ 9,000,000	\$ -
Division of Public Works - Parks	\$ 1,600,000	\$ -	\$ -	\$ 1,600,000	\$ -	\$ -	\$ -	\$ -
Division of Public Works - Solid Waste E-911	\$ -	\$ -	\$ -	\$ -	\$ -	\$ -	\$ -	\$ -
Emergency Mgmt	\$ 50,000	\$ 50,000	\$ -	\$ -	\$ -	\$ -	\$ -	\$ -
Total Buildings/Infrastructure	\$ 12,091,000	\$ 250,000	\$ -	\$ 2,341,000	\$ -	\$ 500,000	\$ 9,000,000	\$ -
Highways and Bridges								
DPW	\$ 11,465,000	\$ -	\$ -	\$ 7,119,000	\$ -	\$ 2,800,000	\$ -	\$ 1,546,000
Total Highways and Bridges	\$ 11,465,000	\$ -	\$ -	\$ 7,119,000	\$ -	\$ 2,800,000	\$ -	\$ 1,546,000
Flood Remediation & Stream Maintenance	\$ 200,000	\$ 200,000	\$ -	\$ -	\$ -	\$ -	\$ -	\$ -
2020 Grand Total	\$ 24,870,161	\$ 1,464,161	\$ -	\$ 9,460,000	\$ -	\$ 3,341,667	\$ 9,033,333	\$ 1,571,000

2015 - 2020 Recommended Capital Budget - Summary

	Total Acquisition Cost	County Appropriation				State Reimbursement	Federal Reimbursement	Other
		Operating	Short Term	Long Term	Existing			
Equipment								
Adult Care Center	\$ -	\$ -	\$ -	\$ -	\$ -	\$ -	\$ -	\$ -
Division of Public Works	\$ 1,755,000	\$ 740,000	\$ 80,000	\$ 935,000	\$ -	\$ -	\$ -	\$ -
Division of Public Works - Airport	\$ 220,000	\$ 220,000	\$ -	\$ -	\$ -	\$ -	\$ -	\$ -
Division of Public Works - Solid Waste	\$ 1,536,000	\$ 305,000	\$ 651,000	\$ 580,000	\$ -	\$ -	\$ -	\$ -
MIS	\$ -	\$ -	\$ -	\$ -	\$ -	\$ -	\$ -	\$ -
Public Health	\$ -	\$ -	\$ -	\$ -	\$ -	\$ -	\$ -	\$ -
Sheriff	\$ 170,000	\$ -	\$ -	\$ -	\$ -	\$ -	\$ 170,000	\$ -
Total Equipment	\$ 3,681,000	\$ 1,265,000	\$ 731,000	\$ 1,515,000	\$ -	\$ -	\$ 170,000	\$ -
Vehicles								
Community Services	\$ 49,440	\$ 24,720	\$ -	\$ -	\$ -	\$ 24,720	\$ -	\$ -
County Clerk - DMV	\$ 18,500	\$ 18,500	\$ -	\$ -	\$ -	\$ -	\$ -	\$ -
Department of Family Services	\$ 449,910	\$ 88,878	\$ -	\$ -	\$ -	\$ 181,539	\$ 154,493	\$ 25,000
Division of Public Works	\$ 4,946,500	\$ 4,728,500	\$ 218,000	\$ -	\$ -	\$ -	\$ -	\$ -
Division of Public Works - Airport	\$ 362,000	\$ -	\$ -	\$ -	\$ -	\$ 225,000	\$ -	\$ 137,000
Division of Public Works - Solid Waste	\$ 150,000	\$ -	\$ -	\$ 150,000	\$ -	\$ -	\$ -	\$ -
Emergency Management	\$ 40,000	\$ 40,000	\$ -	\$ -	\$ -	\$ -	\$ -	\$ -
Probation	\$ -	\$ -	\$ -	\$ -	\$ -	\$ -	\$ -	\$ -
Public Health Nursing	\$ 610,845	\$ 610,845	\$ -	\$ -	\$ -	\$ -	\$ -	\$ -
Sheriff's Dept.	\$ 1,232,000	\$ 1,232,000	\$ -	\$ -	\$ -	\$ -	\$ -	\$ -
Transportation	\$ 395,500	\$ 395,500	\$ -	\$ -	\$ -	\$ -	\$ -	\$ -
Treasurer	\$ 19,935	\$ 19,935	\$ -	\$ -	\$ -	\$ -	\$ -	\$ -
Total Vehicles	\$ 8,321,043	\$ 7,205,291	\$ 218,000	\$ 150,000	\$ -	\$ 431,259	\$ 154,493	\$ 162,000
Buildings								
Adult Care Center	\$ 1,061,000	\$ 200,000	\$ -	\$ 286,000	\$ -	\$ -	\$ -	\$ 575,000
Department of Family Services	\$ -	\$ -	\$ -	\$ -	\$ -	\$ -	\$ -	\$ -
Division of Public Works	\$ 6,150,000	\$ 795,000	\$ -	\$ 4,755,000	\$ -	\$ -	\$ -	\$ 600,000
Division of Public Works - Airport	\$ 14,131,000	\$ 351,500	\$ -	\$ 590,000	\$ -	\$ 2,296,500	\$ 10,707,000	\$ 186,000
Division of Public Works - Parks	\$ 2,430,000	\$ 115,000	\$ -	\$ 2,100,000	\$ -	\$ -	\$ -	\$ 215,000
Division of Public Works - Solid Waste	\$ 1,060,000	\$ 20,000	\$ 285,000	\$ -	\$ -	\$ -	\$ -	\$ 755,000
E-911	\$ 6,392,316	\$ -	\$ -	\$ -	\$ 5,450,483	\$ 941,833	\$ -	\$ -
Emergency Mgmt	\$ 300,000	\$ 250,000	\$ -	\$ -	\$ -	\$ -	\$ -	\$ 50,000
Total Buildings	\$ 31,524,316	\$ 1,731,500	\$ 285,000	\$ 7,731,000	\$ 5,450,483	\$ 3,238,333	\$ 10,707,000	\$ 2,381,000
Highways and Bridges								
DPW	\$ 74,070,000	\$ -	\$ -	\$ 41,282,875	\$ 142,750	\$ 16,499,000	\$ 8,639,375	\$ 7,506,000
Total Highways and Bridges	\$ 74,070,000	\$ -	\$ -	\$ 41,282,875	\$ 142,750	\$ 16,499,000	\$ 8,639,375	\$ 7,506,000
Flood Remediation & Stream Maintenance	\$ 1,050,000	\$ 1,050,000	\$ -	\$ -	\$ -	\$ -	\$ -	\$ -
Sullivan County Community College								
Building/Infrastructure	\$ -	\$ -	\$ -	\$ -	\$ -	\$ -	\$ -	\$ -
Total SCCC	\$ -	\$ -	\$ -	\$ -	\$ -	\$ -	\$ -	\$ -
2014 - 2019 Grand Total	\$ 118,646,359	\$ 11,251,791	\$ 1,234,000	\$ 50,678,875	\$ 5,593,233	\$ 20,168,592	\$ 19,670,868	\$ 10,049,000

Project Number	Project Description	AMENDED CAPITAL		2015-2020 Recommended CAPITAL PLAN						2015-2020	Funding Source	Increase/Decrease
		2014-2019	Funding Source	2015	2016	2017	2018	2019	2020			
Adult Care Center												
Equipment												
Kitchen Equipment												
Potwasher												
	Replace Potwasher	\$ 30,000	Operating							\$ -	Operating	\$ (30,000)
		\$ -	ST Debt							\$ -	ST Debt	\$ -
		\$ -	LT Debt							\$ -	LT Debt	\$ -
		\$ -	Existing							\$ -	Existing	\$ -
		\$ -	St Reimb							\$ -	St Reimb	\$ -
		\$ -	Fed Reimb							\$ -	Fed Reimb	\$ -
		\$ -	Other							\$ -	Other	\$ -
	Project Total	\$ 30,000	TOTAL	\$ -	\$ -	\$ -	\$ -	\$ -	\$ -	\$ -	TOTAL	\$ (30,000)
Nursing Equipment												
Call System												
	Replace Nusing Call System 1 unit in 2015 and 2016.	\$ 75,000	Operating							\$ -	Operating	\$ (75,000)
		\$ -	ST Debt							\$ -	ST Debt	\$ -
		\$ -	LT Debt							\$ -	LT Debt	\$ -
		\$ -	Existing							\$ -	Existing	\$ -
		\$ -	St Reimb							\$ -	St Reimb	\$ -
		\$ -	Fed Reimb							\$ -	Fed Reimb	\$ -
		\$ -	Other							\$ -	Other	\$ -
	Project Total	\$ 75,000	TOTAL	\$ -	\$ -	\$ -	\$ -	\$ -	\$ -	\$ -	TOTAL	\$ (75,000)
Furniture												
Beds/Mattresses												
	Replace Beds & Mattresses	\$ 76,500	Operating							\$ -	Operating	\$ (76,500)
		\$ -	ST Debt							\$ -	ST Debt	\$ -
		\$ -	LT Debt							\$ -	LT Debt	\$ -
		\$ -	Existing							\$ -	Existing	\$ -
		\$ -	St Reimb							\$ -	St Reimb	\$ -
		\$ -	Fed Reimb							\$ -	Fed Reimb	\$ -
		\$ -	Other							\$ -	Other	\$ -
	Project Total	\$ 76,500	TOTAL	\$ -	\$ -	\$ -	\$ -	\$ -	\$ -	\$ -	TOTAL	\$ (76,500)
Furniture												
Wardrobes/Nightstands/Overbed Tables/Dressers												
	Replace Wardrobes, Nightstands, Overbed Tables and Dressers	\$ 82,200	Operating							\$ -	Operating	\$ (82,200)
		\$ -	ST Debt							\$ -	ST Debt	\$ -
		\$ -	LT Debt							\$ -	LT Debt	\$ -
		\$ -	Existing							\$ -	Existing	\$ -
		\$ -	St Reimb							\$ -	St Reimb	\$ -
		\$ -	Fed Reimb							\$ -	Fed Reimb	\$ -
		\$ -	Other							\$ -	Other	\$ -
	Project Total	\$ 82,200	TOTAL	\$ -	\$ -	\$ -	\$ -	\$ -	\$ -	\$ -	TOTAL	\$ (82,200)
ACC - EQUIPMENT ROLLUP												
		\$ 357,705	Operating	\$ -	\$ -	\$ -	\$ -	\$ -	\$ -	\$ -	Operating	\$ (357,705)
		\$ -	ST Debt	\$ -	\$ -	\$ -	\$ -	\$ -	\$ -	\$ -	ST Debt	\$ -
		\$ -	LT Debt	\$ -	\$ -	\$ -	\$ -	\$ -	\$ -	\$ -	LT Debt	\$ -
		\$ -	Existing	\$ -	\$ -	\$ -	\$ -	\$ -	\$ -	\$ -	Existing	\$ -
		\$ -	St Reimb	\$ -	\$ -	\$ -	\$ -	\$ -	\$ -	\$ -	St Reimb	\$ -
		\$ -	Fed Reimb	\$ -	\$ -	\$ -	\$ -	\$ -	\$ -	\$ -	Fed Reimb	\$ -
		\$ -	Other	\$ -	\$ -	\$ -	\$ -	\$ -	\$ -	\$ -	Other	\$ -

Project Number	Project Description	AMENDED CAPITAL		2015-2020 Recommended CAPITAL PLAN						2015-2020	Funding Source	Increase/Decrease	
		2014-2019	Funding Source	2015	2016	2017	2018	2019	2020				
	Adult Care Center												
	Project Total	\$ 357,705	TOTAL	\$ -	\$ -	\$ -	\$ -	\$ -	\$ -	\$ -	TOTAL	\$ (357,705)	

Project Number	Project Description	AMENDED CAPITAL		2015-2020 Recommended CAPITAL PLAN						2015-2020 Funding Source	Increase/Decrease	
		2014-2019	Funding Source	2015	2016	2017	2018	2019	2020			
Adult Care Center												
Buildings/Infrastructure												
Adult Care Center Call Station Replacement												
	Replace 1 call station in each year 2014, 2015, 2016.	\$ 85,000	Operating	\$ 40,000	\$ 40,000	\$ 45,000				\$ 125,000	Operating	\$ 40,000
		\$ -	ST Debt							\$ -	ST Debt	\$ -
		\$ -	LT Debt							\$ -	LT Debt	\$ -
		\$ 35,000	Existing							\$ -	Existing	\$ (35,000)
		\$ -	St Reimb							\$ -	St Reimb	\$ -
		\$ -	Fed Reimb							\$ -	Fed Reimb	\$ -
		\$ -	Other							\$ -	Other	\$ -
	Project Total	\$ 120,000	TOTAL	\$ 40,000	\$ 40,000	\$ 45,000	\$ -	\$ -	\$ -	\$ 125,000	TOTAL	\$ 5,000
Adult Care Center - Exterior Cleaning and Sealing												
	Clean and seal existing masonry walls. Existing masonry walls absorb water causing mortar to deteriorate and water damage to the interior and structure. Money has already been borrowed.	\$ -	Operating							\$ -	Operating	\$ -
		\$ -	ST Debt							\$ -	ST Debt	\$ -
		\$ -	LT Debt							\$ -	LT Debt	\$ -
		\$ 200,000	Existing							\$ -	Existing	\$ (200,000)
		\$ -	St Reimb							\$ -	St Reimb	\$ -
		\$ -	Fed Reimb							\$ -	Fed Reimb	\$ -
		\$ -	Other							\$ -	Other	\$ -
	Project Total	\$ 200,000	TOTAL	\$ 200,000	\$ -	\$ -	\$ -	\$ -	\$ -	\$ 200,000	TOTAL	\$ -
Adult Care Center - Shower Renovation												
	Renovate the existing showers. The current tile floor and wall surfaces have deteriorated causing damage to wall construction due to water.	\$ -	Operating							\$ -	Operating	\$ -
		\$ -	ST Debt							\$ -	ST Debt	\$ -
		\$ 130,000	LT Debt		\$ 130,000				\$ 156,000	\$ 286,000	LT Debt	\$ 156,000
		\$ -	Existing							\$ -	Existing	\$ -
		\$ -	St Reimb							\$ -	St Reimb	\$ -
		\$ -	Fed Reimb							\$ -	Fed Reimb	\$ -
		\$ -	Other							\$ -	Other	\$ -
	Project Total	\$ 130,000	TOTAL	\$ -	\$ 130,000	\$ -	\$ -	\$ -	\$ 156,000	\$ 286,000	TOTAL	\$ 156,000
Adult Care Center ReRoof												
	2015 - Replace existing EPDM roofing with new energy efficient roofing system. The existing EPDM roof is out of warranty and prone to leaks. Potentially will be complete in 2014. Money has already been borrowed.	\$ -	Operating							\$ -	Operating	\$ -
		\$ -	ST Debt							\$ -	ST Debt	\$ -
		\$ -	LT Debt							\$ -	LT Debt	\$ -
		\$ 375,000	Existing							\$ -	Existing	\$ (375,000)
		\$ -	St Reimb							\$ -	St Reimb	\$ -
		\$ -	Fed Reimb							\$ -	Fed Reimb	\$ -
		\$ -	Other							\$ -	Other	\$ -
	Project Total	\$ 375,000	TOTAL	\$ 375,000	\$ -	\$ -	\$ -	\$ -	\$ -	\$ 375,000	TOTAL	\$ -

Project Number	Project Description	AMENDED CAPITAL		2015-2020 Recommended CAPITAL PLAN						2015-2020	Funding Source	Increase/Decrease
		2014-2019	Funding Source	2015	2016	2017	2018	2019	2020			
Adult Care Center												
Adult Care Center Drape Replacement												
	Replace one unit's drapes. The existing drapes are original to the building and are beyond their useful life.	\$ 25,000	Operating		\$ 25,000					\$ 25,000	Operating	\$ -
		\$ -	ST Debt							\$ -	ST Debt	\$ -
		\$ -	LT Debt							\$ -	LT Debt	\$ -
		\$ -	Existing							\$ -	Existing	\$ -
		\$ -	St Reimb							\$ -	St Reimb	\$ -
		\$ -	Fed Reimb							\$ -	Fed Reimb	\$ -
		\$ -	Other							\$ -	Other	\$ -
	Project Total	\$ 25,000	TOTAL	\$ -	\$ 25,000	\$ -	\$ -	\$ -	\$ -	\$ 25,000	TOTAL	\$ -
Adult Care Center Oxygen Refilling Station Upgrade												
	Existing system is outdated.	\$ -	Operating	\$ 50,000						\$ 50,000	Operating	\$ 50,000
		\$ -	ST Debt							\$ -	ST Debt	\$ -
		\$ 50,000	LT Debt							\$ -	LT Debt	\$ (50,000)
		\$ -	Existing							\$ -	Existing	\$ -
		\$ -	St Reimb							\$ -	St Reimb	\$ -
		\$ -	Fed Reimb							\$ -	Fed Reimb	\$ -
		\$ -	Other							\$ -	Other	\$ -
	Project Total	\$ 50,000	TOTAL	\$ 50,000	\$ -	\$ -	\$ -	\$ -	\$ -	\$ 50,000	TOTAL	\$ -
ACC - BUILDINGS ROLLUP												
		\$ 110,000	Operating	\$ 90,000	\$ 65,000	\$ 45,000	\$ -	\$ -	\$ -	\$ 200,000	Operating	\$ 90,000
		\$ -	ST Debt	\$ -	\$ -	\$ -	\$ -	\$ -	\$ -	\$ -	ST Debt	\$ -
		\$ 180,000	LT Debt	\$ -	\$ 130,000	\$ -	\$ -	\$ -	\$ -	\$ 156,000	LT Debt	\$ 106,000
		\$ 610,000	Existing	\$ -	\$ -	\$ -	\$ -	\$ -	\$ -	\$ -	Existing	\$ (610,000)
		\$ -	St Reimb	\$ -	\$ -	\$ -	\$ -	\$ -	\$ -	\$ -	St Reimb	\$ -
		\$ -	Fed Reimb	\$ -	\$ -	\$ -	\$ -	\$ -	\$ -	\$ -	Fed Reimb	\$ -
		\$ -	Other	\$ 575,000	\$ -	\$ -	\$ -	\$ -	\$ -	\$ 575,000	Other	\$ 575,000
	Project Total	\$ 900,000	TOTAL	\$ 665,000	\$ 195,000	\$ 45,000	\$ -	\$ -	\$ 156,000	\$ 1,061,000	TOTAL	\$ 161,000

Project Number	Project Description	AMENDED CAPITAL		2015-2020 Recommended CAPITAL PLAN						2015-2020	Funding Source	Increase/Decrease	
		2014-2019	Funding Source	2015	2016	2017	2018	2019	2020				
Community Services													
Vehicles													
Cars													
	2015 - 3 Ford Focus (Replacements) \$16,480 ea 50% of cost reimbursed from CM revenue Recommend 1 in 2015, 2 in 2016	\$ 16,480	Operating	\$ 8,240	\$ 16,480						\$ 24,720	Operating	\$ 8,240
		\$ -	ST Debt								\$ -	ST Debt	\$ -
		\$ -	LT Debt								\$ -	LT Debt	\$ -
		\$ -	Existing								\$ -	Existing	\$ -
		\$ -	St Reimb	\$ 8,240	\$ 16,480						\$ 24,720	St Reimb	\$ 24,720
		\$ -	Fed Reimb								\$ -	Fed Reimb	\$ -
		\$ -	Other								\$ -	Other	\$ -
	Project Total	\$ 16,480	TOTAL	\$ 16,480	\$ 32,960	\$ -	\$ -	\$ -	\$ -	\$ -	\$ 49,440	TOTAL	\$ 32,960
COMMUNITY SERVICES - VEHICLE ROLLUP													
		\$ 16,480	Operating	\$ 8,240	\$ 16,480	\$ -	\$ -	\$ -	\$ -	\$ -	\$ 24,720	Operating	\$ 8,240
		\$ -	ST Debt	\$ -	\$ -	\$ -	\$ -	\$ -	\$ -	\$ -	\$ -	ST Debt	\$ -
		\$ -	LT Debt	\$ -	\$ -	\$ -	\$ -	\$ -	\$ -	\$ -	\$ -	LT Debt	\$ -
		\$ -	Existing	\$ -	\$ -	\$ -	\$ -	\$ -	\$ -	\$ -	\$ -	Existing	\$ -
		\$ -	St Reimb	\$ 8,240	\$ 16,480	\$ -	\$ -	\$ -	\$ -	\$ -	\$ 24,720	St Reimb	\$ 24,720
		\$ -	Fed Reimb	\$ -	\$ -	\$ -	\$ -	\$ -	\$ -	\$ -	\$ -	Fed Reimb	\$ -
		\$ -	Other	\$ -	\$ -	\$ -	\$ -	\$ -	\$ -	\$ -	\$ -	Other	\$ -
	Project Total	\$ 16,480	TOTAL	\$ 16,480	\$ 32,960	\$ -	\$ -	\$ -	\$ -	\$ -	\$ 49,440	TOTAL	\$ 32,960

Project Number	Project Description	UNDED CAP Funding Source	2015-2020 Recommended CAPITAL PLAN								Funding Source	Increase/Decrease
			2015	2016	2017	2018	2019	2020	2015-2020			
County Clerk - DMV												
Vehicles												
Passenger Van												
	Per Maplewood and Barryville shops, van underbody is rusting and would not be cost efficient to repair and should be replaced with in 1 year. Van is needed to continue our mobile services to areas outside the Monticello DMV office to accomdate seniors, those within agricultural communities and others unable to make the trip to Monticello. 2015	Operating	\$ 18,500							\$ 18,500	Operating	\$ 18,500
		ST Debt								\$ -	ST Debt	\$ -
		LT Debt								\$ -	LT Debt	\$ -
		Existing								\$ -	Existing	\$ -
		St Reimb								\$ -	St Reimb	\$ -
		Fed Reimb								\$ -	Fed Reimb	\$ -
		Other								\$ -	Other	\$ -
	Project Total	TOTAL	\$ 18,500	\$ -	\$ -	\$ -	\$ -	\$ -	\$ -	\$ 18,500	TOTAL	\$ 18,500
COUNTY CLERK DMV - VEHICLE ROLLUP												
		Operating	\$ 18,500	\$ -	\$ -	\$ -	\$ -	\$ -	\$ -	\$ 18,500	Operating	\$ -
		ST Debt	\$ -	\$ -	\$ -	\$ -	\$ -	\$ -	\$ -	\$ -	ST Debt	\$ -
		LT Debt	\$ -	\$ -	\$ -	\$ -	\$ -	\$ -	\$ -	\$ -	LT Debt	\$ -
		Existing	\$ -	\$ -	\$ -	\$ -	\$ -	\$ -	\$ -	\$ -	Existing	\$ -
		St Reimb	\$ -	\$ -	\$ -	\$ -	\$ -	\$ -	\$ -	\$ -	St Reimb	\$ -
		Fed Reimb	\$ -	\$ -	\$ -	\$ -	\$ -	\$ -	\$ -	\$ -	Fed Reimb	\$ -
		Other	\$ -	\$ -	\$ -	\$ -	\$ -	\$ -	\$ -	\$ -	Other	\$ -
	Project Total	TOTAL	\$ 18,500	\$ -	\$ -	\$ -	\$ -	\$ -	\$ -	\$ 18,500	TOTAL	\$ -

Project Number	Project Description	AMENDED CAPITAL		2015-2020 Recommended CAPITAL PLAN						2015-2020 Funding Source	Increase/Decrease	
		2014-2019	Funding Source	2015	2016	2017	2018	2019	2020			
District Attorney												
Vehicles												
Cars												
	2015 - 1 Chevy Impala: to be shared by the two investigators											
	2016 - 1 Ford Explorer: to be used by the DA											
		\$ -	Operating	\$ 20,303	\$ 26,110					\$ 46,413	Operating	\$ 46,413
		\$ -	ST Debt							\$ -	ST Debt	\$ -
		\$ -	LT Debt							\$ -	LT Debt	\$ -
		\$ -	Existing							\$ -	Existing	\$ -
		\$ -	St Reimb							\$ -	St Reimb	\$ -
		\$ -	Fed Reimb							\$ -	Fed Reimb	\$ -
		\$ -	Other							\$ -	Other	\$ -
	Project Total	\$ -	TOTAL	\$ 20,303	\$ 26,110	\$ -	\$ -	\$ -	\$ -	\$ 46,413	TOTAL	\$ 46,413
DISTRICT ATTORNEY - VEHICLE ROLLUP												
		\$ -	Operating	\$ 20,303	\$ 26,110	\$ -	\$ -	\$ -	\$ -	\$ 46,413	Operating	\$ 46,413
		\$ -	ST Debt	\$ -	\$ -	\$ -	\$ -	\$ -	\$ -	\$ -	ST Debt	\$ -
		\$ -	LT Debt	\$ -	\$ -	\$ -	\$ -	\$ -	\$ -	\$ -	LT Debt	\$ -
		\$ -	Existing	\$ -	\$ -	\$ -	\$ -	\$ -	\$ -	\$ -	Existing	\$ -
		\$ -	St Reimb	\$ -	\$ -	\$ -	\$ -	\$ -	\$ -	\$ -	St Reimb	\$ -
		\$ -	Fed Reimb	\$ -	\$ -	\$ -	\$ -	\$ -	\$ -	\$ -	Fed Reimb	\$ -
		\$ -	Other	\$ -	\$ -	\$ -	\$ -	\$ -	\$ -	\$ -	Other	\$ -
	Project Total	\$ -	TOTAL	\$ 20,303	\$ 26,110	\$ -	\$ -	\$ -	\$ -	\$ 46,413	TOTAL	\$ 46,413

Project Number	Project Description	AMENDED CAPITAL		2015-2020 Recommended CAPITAL PLAN							2015-2020	Funding Source	Increase/Decrease
		2014-2019	Funding Source	2015	2016	2017	2018	2019	2020				
Dept. of Family Services													
Vehicles													
	2015 - 2 Ford Focus, 1 EconoVan, 1 Chevy Impala												
	2016 - 1 Ford Focus, 3 Chevy Impala												
	2017 - 1 Ford Focus, 1 Chevy Impala												
	2018 - 2 Ford Focus, 1 EconoVan	\$ 104,372	Operating	\$ 20,930	\$ 21,310	\$ 14,682	\$ 17,478	\$ 14,478		\$ 88,878	Operating	\$ (15,494)	
	2019 - 3 Ford Focus	\$ -	ST Debt	\$ -	\$ -	\$ -	\$ -	\$ -		\$ -	ST Debt	\$ -	
	2020 - 4 Chevy Impala	\$ -	LT Debt	\$ -	\$ -	\$ -	\$ -	\$ -		\$ -	LT Debt	\$ -	
	The vehicles are subject to State and Federal funding	\$ -	Existing	\$ -	\$ -	\$ -	\$ -	\$ -		\$ -	Existing	\$ -	
		\$ 169,575	St Reimb	\$ 34,000	\$ 34,623	\$ 23,853	\$ 28,396	\$ 19,000	\$ 41,667	\$ 181,539	St Reimb	\$ 11,964	
		\$ 136,963	Fed Reimb	\$ 27,473	\$ 27,963	\$ 19,265	\$ 22,937	\$ 23,522	\$ 33,333	\$ 154,493	Fed Reimb	\$ 17,530	
		\$ -	Other	\$ -	\$ -	\$ -	\$ -	\$ -	\$ 25,000	\$ 25,000	Other	\$ 25,000	
	Project Total	\$ 410,910	TOTAL	\$ 82,403	\$ 83,896	\$ 57,800	\$ 68,811	\$ 57,000	\$ 100,000	\$ 449,910	TOTAL	\$ 39,000	
DEPT of FAMILY SERVICES - VEHICLE ROLLUP													
		\$ 104,372	Operating	\$ 20,930	\$ 21,310	\$ 14,682	\$ 17,478	\$ 14,478	\$ -	\$ 88,878	Operating	\$ (15,494)	
		\$ -	ST Debt	\$ -	\$ -	\$ -	\$ -	\$ -	\$ -	\$ -	ST Debt	\$ -	
		\$ -	LT Debt	\$ -	\$ -	\$ -	\$ -	\$ -	\$ -	\$ -	LT Debt	\$ -	
		\$ -	Existing	\$ -	\$ -	\$ -	\$ -	\$ -	\$ -	\$ -	Existing	\$ -	
		\$ 169,575	St Reimb	\$ 34,000	\$ 34,623	\$ 23,853	\$ 28,396	\$ 19,000	\$ 41,667	\$ 181,539	St Reimb	\$ 11,964	
		\$ 136,963	Fed Reimb	\$ 27,473	\$ 27,963	\$ 19,265	\$ 22,937	\$ 23,522	\$ 33,333	\$ 154,493	Fed Reimb	\$ 17,530	
		\$ -	Other	\$ -	\$ -	\$ -	\$ -	\$ -	\$ 25,000	\$ 25,000	Other	\$ 25,000	
	Project Total	\$ 410,910	TOTAL	\$ 82,403	\$ 83,896	\$ 57,800	\$ 68,811	\$ 57,000	\$ 100,000	\$ 449,910	TOTAL	\$ 39,000	
Buildings													
Building Purchase													
	Building Purchase or renovation, 25,000 square feet @ \$120/sq ft; to be taken from the reserve fund	\$ -	Operating							\$ -	Operating	\$ -	
	Recommend Removed	\$ -	ST Debt	\$ -	\$ -	\$ -	\$ -	\$ -	\$ -	\$ -	ST Debt	\$ -	
		\$ -	LT Debt	\$ -	\$ -	\$ -	\$ -	\$ -	\$ -	\$ -	LT Debt	\$ -	
		\$ -	Existing	\$ -	\$ -	\$ -	\$ -	\$ -	\$ -	\$ -	Existing	\$ -	
		\$ -	St Reimb	\$ -	\$ -	\$ -	\$ -	\$ -	\$ -	\$ -	St Reimb	\$ -	
		\$ -	Fed Reimb	\$ -	\$ -	\$ -	\$ -	\$ -	\$ -	\$ -	Fed Reimb	\$ -	
		\$ 3,000,000	Other	\$ -	\$ -	\$ -	\$ -	\$ -	\$ -	\$ -	Other	\$ (3,000,000)	
	Project Total	\$ 3,000,000	TOTAL	\$ -	\$ -	\$ -	\$ -	\$ -	\$ -	\$ -	TOTAL	\$ (3,000,000)	
DEPT of FAMILY SERVICES - BUILDINGS ROLLUP													
		\$ -	Operating	\$ -	\$ -	\$ -	\$ -	\$ -	\$ -	\$ -	Operating	\$ -	
		\$ -	ST Debt	\$ -	\$ -	\$ -	\$ -	\$ -	\$ -	\$ -	ST Debt	\$ -	
		\$ -	LT Debt	\$ -	\$ -	\$ -	\$ -	\$ -	\$ -	\$ -	LT Debt	\$ -	
		\$ -	Existing	\$ -	\$ -	\$ -	\$ -	\$ -	\$ -	\$ -	Existing	\$ -	
		\$ -	St Reimb	\$ -	\$ -	\$ -	\$ -	\$ -	\$ -	\$ -	St Reimb	\$ -	
		\$ -	Fed Reimb	\$ -	\$ -	\$ -	\$ -	\$ -	\$ -	\$ -	Fed Reimb	\$ -	
		\$ 3,000,000	Other	\$ -	\$ -	\$ -	\$ -	\$ -	\$ -	\$ -	Other	\$ (3,000,000)	
	Project Total	\$ 3,000,000	TOTAL	\$ -	\$ -	\$ -	\$ -	\$ -	\$ -	\$ -	TOTAL	\$ (3,000,000)	

Project Number	Project Description	AMENDED CAPITAL		2015-2020 Recommended CAPITAL PLAN							2015-2020	Funding Source	Increase/ (Decrease)								
		2014-2019	Funding Source	2015	2016	2017	2018	2019	2020												
Department of Public Works																					
Equipment																					
Excavators																					
2017 - Replace gradall #123.		\$	- Operating								\$	- Operating	\$	-							
		\$	- ST Debt								\$	- ST Debt	\$	-							
		\$	825,000 LT Debt			\$	425,000					\$	425,000 LT Debt	\$	(400,000)						
		\$	- Existing									\$	- Existing	\$	-						
		\$	- St Reimb									\$	- St Reimb	\$	-						
		\$	- Fed Reimb									\$	- Fed Reimb	\$	-						
		\$	- Other									\$	- Other	\$	-						
Project Total		\$	825,000	TOTAL	\$	-	\$	-	\$	425,000	\$	-	\$	-	\$	-	\$	425,000	TOTAL	\$	(400,000)
Backhoes																					
2015 - Replace 1 Backhoe. 2016 - Replace 1 Backhoe. 2017 - Replace 1 Backhoe 2018 - Replace 1 Backhoe 2019 - Replace 1 Backhoe		\$	- Operating		\$	120,000	\$	125,000	\$	125,000	\$	130,000		\$	500,000	Operating	\$	500,000			
		\$	- ST Debt		\$	80,000								\$	80,000	ST Debt	\$	80,000			
		\$	610,000 LT Debt											\$	-	LT Debt	\$	(610,000)			
		\$	- Existing											\$	-	Existing	\$	-			
		\$	- St Reimb											\$	-	St Reimb	\$	-			
		\$	- Fed Reimb											\$	-	Fed Reimb	\$	-			
		\$	- Other											\$	-	Other	\$	-			
Project Total		\$	610,000	TOTAL	\$	80,000	\$	120,000	\$	125,000	\$	125,000	\$	130,000	\$	-	\$	580,000	TOTAL	\$	(30,000)
Loaders																					
2016 and 2018 replace 1 loader per year. Loaders are used in a variety of Construction, Snow Removal, and Flood operations and are essential pieces of DPW equipment.		\$	- Operating									\$	- Operating	\$	-						
		\$	- ST Debt									\$	- ST Debt	\$	-						
		\$	750,000 LT Debt			\$	250,000		\$	260,000			\$	510,000	LT Debt	\$	(240,000)				
		\$	- Existing										\$	- Existing	\$	-					
		\$	- St Reimb										\$	- St Reimb	\$	-					
		\$	- Fed Reimb										\$	- Fed Reimb	\$	-					
		\$	- Other										\$	- Other	\$	-					
Project Total		\$	750,000	TOTAL	\$	-	\$	250,000	\$	-	\$	260,000	\$	-	\$	-	\$	510,000	TOTAL	\$	(240,000)
Sweepers																					
2018 - Replace 1 sweeper		\$	- Operating				\$	48,000				\$	48,000	Operating	\$	48,000					
		\$	- ST Debt									\$	- ST Debt	\$	-						
		\$	85,000 LT Debt									\$	- LT Debt	\$	(85,000)						
		\$	- Existing									\$	- Existing	\$	-						
		\$	- St Reimb									\$	- St Reimb	\$	-						
		\$	- Fed Reimb									\$	- Fed Reimb	\$	-						
		\$	- Other									\$	- Other	\$	-						
Project Total		\$	85,000	TOTAL	\$	-	\$	-	\$	-	\$	48,000	\$	-	\$	-	\$	48,000	TOTAL	\$	(37,000)

Project Number	Project Description	AMENDED CAPITAL		2015-2020 Recommended CAPITAL PLAN							2015-2020	Funding Source	Increase/ (Decrease)
		2014-2019	Funding Source	2015	2016	2017	2018	2019	2020				
Department of Public Works													
Mowers													
	2016, 2017, & 2018 - Replace 1 mower per year. Operating Budget Item. Under \$25,000.	\$ 17,600	Operating								\$	- Operating	\$ (17,600)
			- ST Debt								\$	- ST Debt	\$ -
			- LT Debt								\$	- LT Debt	\$ -
			- Existing								\$	- Existing	\$ -
			- St Reimb								\$	- St Reimb	\$ -
			- Fed Reimb								\$	- Fed Reimb	\$ -
			- Other								\$	- Other	\$ -
	Project Total	\$ 17,600	TOTAL	\$ -	\$ -	\$ -	\$ -	\$ -	\$ -	\$ -	\$ -	- TOTAL	\$ (17,600)
Chippers													
	2017 & 2019 - Replace 1 chipper per year. Brush chippers are used for routine road maintenance activities such as roadside brush clearing as well as during storm events to help clear downed trees.	\$ -	Operating		\$ 25,000			\$ 27,000			\$ 52,000	Operating	\$ 52,000
			- ST Debt								\$	- ST Debt	\$ -
		\$ 66,000	LT Debt								\$	- LT Debt	\$ (66,000)
			- Existing								\$	- Existing	\$ -
			- St Reimb								\$	- St Reimb	\$ -
			- Fed Reimb								\$	- Fed Reimb	\$ -
			- Other								\$	- Other	\$ -
	Project Total	\$ 66,000	TOTAL	\$ -	\$ 25,000	\$ -	\$ 27,000	\$ -	\$ -	\$ 52,000	- TOTAL	\$ (14,000)	
Rollers													
	2015 & 2018 Replace 1 Roller. The rollers to be replaced are extremely old and hard to get parts for. The new style rollers are more versatile. Operating Budget Item. Under \$25,000.	\$ -	Operating								\$	- Operating	\$ -
			- ST Debt								\$	- ST Debt	\$ -
		\$ 34,000	LT Debt								\$	- LT Debt	\$ (34,000)
			- Existing								\$	- Existing	\$ -
			- St Reimb								\$	- St Reimb	\$ -
			- Fed Reimb								\$	- Fed Reimb	\$ -
			- Other								\$	- Other	\$ -
	Project Total	\$ 34,000	TOTAL	\$ -	\$ -	\$ -	\$ -	\$ -	\$ -	\$ -	- TOTAL	\$ (34,000)	
Welders													
	2014 - Iron Worker: New Item. Make welding shop more productive. The iron worker punches holes rather than drill and plates of steel are sheared as opposed to cut. 2014 - The Mig Welder is becoming obsolete and hard to get parts for..	\$ -	Operating								\$	- Operating	\$ -
			- ST Debt								\$	- ST Debt	\$ -
		\$ 42,000	LT Debt								\$	- LT Debt	\$ (42,000)
			- Existing								\$	- Existing	\$ -
			- St Reimb								\$	- St Reimb	\$ -
			- Fed Reimb								\$	- Fed Reimb	\$ -
			- Other								\$	- Other	\$ -
	Project Total	\$ 42,000	TOTAL	\$ -	\$ -	\$ -	\$ -	\$ -	\$ -	\$ -	- TOTAL	\$ (42,000)	

Project Number	Project Description	AMENDED CAPITAL		2015-2020 Recommended CAPITAL PLAN							2015-2020	Funding Source	Increase/ (Decrease)
		2014-2019	Funding Source	2015	2016	2017	2018	2019	2020				
Department of Public Works													
Hoists and Lifts													
	The hoist system would be added on to the current one to allow coverage to the rest of the bays. 2015 - Portable Lift System (\$40,000) Recommend 2016 2015 - Overhead Hoist System (\$100,000) Recommend 2016	\$ -	Operating		\$ 140,000						\$ 140,000	Operating	\$ 140,000
		\$ -	ST Debt								\$ -	ST Debt	\$ -
		\$ 138,000	LT Debt								\$ -	LT Debt	\$ (138,000)
		\$ -	Existing								\$ -	Existing	\$ -
		\$ -	St Reimb								\$ -	St Reimb	\$ -
		\$ -	Fed Reimb								\$ -	Fed Reimb	\$ -
		\$ -	Other								\$ -	Other	\$ -
	Project Total	\$ 138,000	TOTAL	\$ -	\$ 140,000	\$ -	\$ -	\$ -	\$ -	\$ -	\$ 140,000	TOTAL	\$ 2,000
DPW - EQUIPMENT ROLLUP													
		\$ 57,100	Operating	\$ -	\$ 260,000	\$ 150,000	\$ 173,000	\$ 157,000	\$ -	\$ 740,000	Operating	\$ 682,900	
		\$ -	ST Debt	\$ 80,000	\$ -	\$ -	\$ -	\$ -	\$ -	\$ 80,000	ST Debt	\$ 80,000	
		\$ 2,550,000	LT Debt	\$ -	\$ 250,000	\$ 425,000	\$ 260,000	\$ -	\$ -	\$ 935,000	LT Debt	\$ (1,615,000)	
		\$ -	Existing	\$ -	\$ -	\$ -	\$ -	\$ -	\$ -	\$ -	Existing	\$ -	
		\$ -	St Reimb	\$ -	\$ -	\$ -	\$ -	\$ -	\$ -	\$ -	St Reimb	\$ -	
		\$ -	Fed Reimb	\$ -	\$ -	\$ -	\$ -	\$ -	\$ -	\$ -	Fed Reimb	\$ -	
		\$ -	Other	\$ -	\$ -	\$ -	\$ -	\$ -	\$ -	\$ -	Other	\$ -	
	Project Total	\$ 2,607,100	TOTAL	\$ 80,000	\$ 510,000	\$ 575,000	\$ 433,000	\$ 157,000	\$ -	\$ 1,755,000	TOTAL	\$ (852,100)	
Vehicles													
Cars													
	2015 - 2019 Replace one vehicle per year	\$ -	Operating	\$ 18,500	\$ 19,000	\$ 19,500	\$ 20,000	\$ 20,500		\$ 97,500	Operating	\$ 97,500	
		\$ -	ST Debt							\$ -	ST Debt	\$ -	
		\$ 115,500	LT Debt							\$ -	LT Debt	\$ (115,500)	
		\$ -	Existing							\$ -	Existing	\$ -	
		\$ -	St Reimb							\$ -	St Reimb	\$ -	
		\$ -	Fed Reimb							\$ -	Fed Reimb	\$ -	
		\$ -	Other							\$ -	Other	\$ -	
	Project Total	\$ 115,500	TOTAL	\$ 18,500	\$ 19,000	\$ 19,500	\$ 20,000	\$ 20,500	\$ -	\$ 97,500	TOTAL	\$ (18,000)	
Vans													
	2015 - 1 Replacement van	\$ -	Operating	\$ 25,000						\$ 25,000	Operating	\$ 25,000	
		\$ -	ST Debt							\$ -	ST Debt	\$ -	
		\$ 60,000	LT Debt							\$ -	LT Debt	\$ (60,000)	
		\$ -	Existing							\$ -	Existing	\$ -	
		\$ -	St Reimb							\$ -	St Reimb	\$ -	
		\$ -	Fed Reimb							\$ -	Fed Reimb	\$ -	
		\$ -	Other							\$ -	Other	\$ -	
	Project Total	\$ 60,000	TOTAL	\$ 25,000	\$ -	\$ -	\$ -	\$ -	\$ -	\$ 25,000	TOTAL	\$ (35,000)	

Project Number	Project Description	AMENDED CAPITAL		2015-2020 Recommended CAPITAL PLAN							2015-2020	Funding Source	Increase/ (Decrease)
		2014-2019	Funding Source	2015	2016	2017	2018	2019	2020				
Department of Public Works													
Pickup Trucks													
	2015 - Replace 5 pickup trucks.	\$	- Operating	\$ 183,000	\$ 183,000	\$ 308,000	\$ 138,000	\$ 115,000		\$	927,000	Operating	\$ 927,000
	2016 - Replace 5 pickup trucks.	\$	- ST Debt							\$		- ST Debt	\$ -
	2017 - Replace 8 pickup trucks.	\$	864,000 LT Debt							\$		- LT Debt	\$ (864,000)
	2018 - Replace 3 pickup trucks.	\$	- Existing							\$		- Existing	\$ -
	2019 - Replace 3 pickup trucks.	\$	- St Reimb							\$		- St Reimb	\$ -
		\$	- Fed Reimb							\$		- Fed Reimb	\$ -
		\$	- Other							\$		- Other	\$ -
	Project Total	\$	864,000	TOTAL	\$ 183,000	\$ 183,000	\$ 308,000	\$ 138,000	\$ 115,000	\$ -	\$ 927,000	TOTAL	\$ 63,000
Medium Duty Trucks													
	2016 - Replace 3 trucks	\$	- Operating	\$ -	\$ 300,000	\$ 310,000	\$ 450,000	\$ 180,000	\$ 195,000	\$	1,435,000	Operating	\$ 1,435,000
	2017 - Replace 3 trucks	\$	- ST Debt							\$		- ST Debt	\$ -
	2018 - Replace 5 trucks	\$	1,585,000 LT Debt							\$		- LT Debt	\$ (1,585,000)
	2019 - Replace 2 trucks	\$	- Existing							\$		- Existing	\$ -
	2020 - Replace 2 trucks	\$	- St Reimb							\$		- St Reimb	\$ -
		\$	- Fed Reimb							\$		- Fed Reimb	\$ -
		\$	- Other							\$		- Other	\$ -
	Project Total	\$	1,585,000	TOTAL	\$ -	\$ 300,000	\$ 310,000	\$ 450,000	\$ 180,000	\$ 195,000	\$ 1,435,000	TOTAL	\$ (150,000)
Heavy Duty Trucks													
	2015 - Replace 1 truck.	\$	- Operating		\$ 440,000	\$ 444,000	\$ 448,000	\$ 452,000	\$ 460,000	\$	2,244,000	Operating	\$ 2,244,000
	2016 - Replace 2 trucks	\$	- ST Debt	\$ 218,000						\$	218,000	ST Debt	\$ 218,000
	2017 - Replace 2 trucks	\$	2,640,000 LT Debt							\$		- LT Debt	\$ (2,640,000)
	2018 - Replace 2 trucks	\$	- Existing							\$		- Existing	\$ -
	2019 - Replace 2 trucks	\$	- St Reimb							\$		- St Reimb	\$ -
	2020 - Replace 2 trucks	\$	- Fed Reimb							\$		- Fed Reimb	\$ -
		\$	- Other							\$		- Other	\$ -
	Project Total	\$	2,640,000	TOTAL	\$ 218,000	\$ 440,000	\$ 444,000	\$ 448,000	\$ 452,000	\$ 460,000	\$ 2,462,000	TOTAL	\$ (178,000)
DPW - VEHICLE ROLLUP													
		\$	- Operating	\$ 226,500	\$ 942,000	\$ 1,081,500	\$ 1,056,000	\$ 767,500	\$ 655,000	\$	4,728,500	Operating	\$ 4,728,500
		\$	- ST Debt	\$ 218,000	\$ -	\$ -	\$ -	\$ -	\$ -	\$	218,000	ST Debt	\$ 218,000
		\$	5,264,500 LT Debt	\$ -	\$ -	\$ -	\$ -	\$ -	\$ -	\$		- LT Debt	\$ (5,264,500)
		\$	- Existing	\$ -	\$ -	\$ -	\$ -	\$ -	\$ -	\$		- Existing	\$ -
		\$	- St Reimb	\$ -	\$ -	\$ -	\$ -	\$ -	\$ -	\$		- St Reimb	\$ -
		\$	- Fed Reimb	\$ -	\$ -	\$ -	\$ -	\$ -	\$ -	\$		- Fed Reimb	\$ -
		\$	- Other	\$ -	\$ -	\$ -	\$ -	\$ -	\$ -	\$		- Other	\$ -
	Project Total	\$	5,264,500	TOTAL	\$ 444,500	\$ 942,000	\$ 1,081,500	\$ 1,056,000	\$ 767,500	\$ 655,000	\$ 4,946,500	TOTAL	\$ (318,000)

Project Number	Project Description	AMENDED CAPITAL		2015-2020 Recommended CAPITAL PLAN							2015-2020	Funding Source	Increase/ (Decrease)
		2014-2019	Funding Source	2015	2016	2017	2018	2019	2020				
Department of Public Works													
Buildings													
Emergency Services Training Facility													
Roof, Gutters, Snowshield													
	2015 - Gutters and Snow Shields: \$55,000 - Move to 2016	\$	- Operating		\$ 55,000						\$ 55,000	Operating	\$ 55,000
		\$	- ST Debt								\$	- ST Debt	\$ -
		\$	- LT Debt								\$	- LT Debt	\$ -
		\$	- Existing								\$	- Existing	\$ -
		\$	- St Reimb								\$	- St Reimb	\$ -
		\$	- Fed Reimb								\$	- Fed Reimb	\$ -
		\$	- Other								\$	- Other	\$ -
	Project Total	\$	- TOTAL	\$ -	\$ 55,000	\$ -	\$ -	\$ -	\$ -	\$ -	\$ 55,000	TOTAL	\$ 55,000
Maplewood Facility - Design & Construction													
	Construct building and Relocate DPW Administrative and Engineering staff to Maplewood Facility. This will provide for proficiency of operation as well as provide additional space within the Gov't Center.	\$	- Operating								\$	- Operating	\$ -
		\$	- ST Debt								\$	- ST Debt	\$ -
		\$ 940,000	LT Debt			\$ 564,000	\$ 376,000				\$ 940,000	LT Debt	\$ -
		\$	- Existing								\$	- Existing	\$ -
		\$	- St Reimb								\$	- St Reimb	\$ -
		\$	- Fed Reimb								\$	- Fed Reimb	\$ -
		\$	- Other								\$	- Other	\$ -
	Project Total	\$ 940,000	TOTAL	\$ -	\$ -	\$ 564,000	\$ 376,000	\$ -	\$ -	\$ -	\$ 940,000	TOTAL	\$ -
Barryville													
Barryville/Maplewood Consolidation													
	Consolidate Barryville equipment and vehicle maintenance operations to Maplewood to remove duplication and improve efficiency.	\$	- Operating								\$	- Operating	\$ -
		\$	- ST Debt								\$	- ST Debt	\$ -
	2015 Phase I Recommend 2017	\$ 1,450,000	LT Debt		\$ 495,000	\$ 955,000					\$ 1,450,000	LT Debt	\$ -
	2016 Phase II Recommend 2018	\$	- Existing								\$	- Existing	\$ -
		\$	- St Reimb								\$	- St Reimb	\$ -
		\$	- Fed Reimb								\$	- Fed Reimb	\$ -
		\$	- Other								\$	- Other	\$ -
	Project Total	\$ 1,450,000	TOTAL	\$ -	\$ -	\$ 495,000	\$ 955,000	\$ -	\$ -	\$ -	\$ 1,450,000	TOTAL	\$ -

Project Number	Project Description	AMENDED CAPITAL		2015-2020 Recommended CAPITAL PLAN							2015-2020	Funding Source	Increase/ (Decrease)				
		2014-2019	Funding Source	2015	2016	2017	2018	2019	2020								
Department of Public Works																	
Barryville - Diesel/Gasoline																	
Underground Tank																	
	Remove and replace existing underground diesel fuel and fuel oil storage tanks. Removal and replacement will provide full compliance with NYSDEC regulations.	\$	- Operating	\$	40,000						\$	40,000	Operating	\$	40,000		
		\$	- ST Debt								\$		- ST Debt	\$	-		
		\$	- LT Debt								\$		- LT Debt	\$	-		
		\$	- Existing								\$		- Existing	\$	-		
		\$	- St Reimb								\$		- St Reimb	\$	-		
		\$	- Fed Reimb								\$		- Fed Reimb	\$	-		
		\$	- Other								\$		- Other	\$	(40,000)		
	Project Total	\$	40,000	TOTAL	\$	40,000	\$	-	\$	-	\$	-	\$	40,000	TOTAL	\$	-
SCGC - Exterior Pre-Cast Panel																	
Crack Analysis																	
	Evaluation of cracking of exterior pre-cast concrete window panels. Cracks in pre-cast panels showing rust indicative of possible pending panel failure.	\$	- Operating		\$	50,000					\$	50,000	Operating	\$	50,000		
		\$	50,000	ST Debt							\$		- ST Debt	\$	(50,000)		
		\$	- LT Debt								\$		- LT Debt	\$	-		
		\$	- Existing								\$		- Existing	\$	-		
		\$	- St Reimb								\$		- St Reimb	\$	-		
		\$	- Fed Reimb								\$		- Fed Reimb	\$	-		
		\$	- Other								\$		- Other	\$	-		
	Project Total	\$	50,000	TOTAL	\$	-	\$	50,000	\$	-	\$	-	\$	50,000	TOTAL	\$	-
SCGC - Exterior Pre-Cast Panel																	
Sealing																	
	Clean, caulk and seal Government Center exterior walls and pre-cast panels, that will provide preservation and appearance.	\$	- Operating		\$	150,000					\$	150,000	Operating	\$	150,000		
		\$	- ST Debt								\$		- ST Debt	\$	-		
		\$	150,000	LT Debt							\$		- LT Debt	\$	(150,000)		
		\$	- Existing								\$		- Existing	\$	-		
		\$	- St Reimb								\$		- St Reimb	\$	-		
		\$	- Fed Reimb								\$		- Fed Reimb	\$	-		
		\$	- Other								\$		- Other	\$	-		
	Project Total	\$	150,000	TOTAL	\$	-	\$	-	\$	150,000	\$	-	\$	150,000	TOTAL	\$	-
SCGC																	
Atrium Skylite Replacement & Re-Roof																	
	2016 - Remove and replace existing Government Center atrium skylites with energy efficient glazing system. Existing skylites leak and are not energy efficient (\$100,000).	\$	- Operating								\$		- Operating	\$	-		
		\$	- ST Debt								\$		- ST Debt	\$	-		
		\$	600,000	LT Debt		\$	600,000				\$	600,000	LT Debt	\$	-		
	2016 - Existing EPDM roof is out of warranty and prone to leaking (\$500,000).	\$	- Existing								\$		- Existing	\$	-		
		\$	- St Reimb								\$		- St Reimb	\$	-		
		\$	- Fed Reimb								\$		- Fed Reimb	\$	-		
		\$	- Other								\$		- Other	\$	-		
	Project Total	\$	600,000	TOTAL	\$	-	\$	-	\$	600,000	\$	-	\$	600,000	TOTAL	\$	-
SCGC - Stand By Power																	
	Upgrade electrical system and provide stand-by power generation for the purpose of supporting Gov't functions.	\$	- Operating								\$		- Operating	\$	-		
		\$	- ST Debt								\$		- ST Debt	\$	-		
		\$	800,000	LT Debt		\$	800,000				\$	800,000	LT Debt	\$	-		
		\$	- Existing								\$		- Existing	\$	-		
		\$	- St Reimb								\$		- St Reimb	\$	-		
		\$	- Fed Reimb								\$		- Fed Reimb	\$	-		
		\$	- Other								\$		- Other	\$	-		
	Project Total	\$	800,000	TOTAL	\$	-	\$	-	\$	800,000	\$	-	\$	800,000	TOTAL	\$	-

Project Number	Project Description	AMENDED CAPITAL		2015-2020 Recommended CAPITAL PLAN							2015-2020	Funding Source	Increase/ (Decrease)		
		2014-2019	Funding Source	2015	2016	2017	2018	2019	2020						
Department of Public Works															
SCGC - HVAC System Upgrade															
Replace Rooftop HVAC Units															
Commence staged replacement of existing rooftop HVAC units. Existing units are inefficient, aged, and require excessive maintenance. Operating costs will be reduced. Engineering - \$100,000. Recommended: NYPA Replacement (staged) - 2015: \$250,000; 2016: \$200,000		\$	- Operating									\$	- Operating	\$	-
		\$	- ST Debt								\$	- ST Debt	\$	-	
		\$	- LT Debt								\$	- LT Debt	\$	-	
		\$	- Existing								\$	- Existing	\$	-	
		\$	- St Reimb								\$	- St Reimb	\$	-	
		\$	- Fed Reimb								\$	- Fed Reimb	\$	-	
		\$	- Other	\$	250,000	\$	200,000	\$	150,000		\$	- Other	\$	-	
Project Total		\$	600,000	TOTAL	\$	250,000	\$	200,000	\$	150,000	\$	600,000	TOTAL	\$	-
SCGC - Sidewalks, curbs, steps, catch basins															
Repair and replace existing concrete sidewalks, curbs, steps, and catch basins throughout the Government Center Complex. Existing concrete is deteriorating rapidly and is becoming hazardous. Catch basins are failing.		\$	- Operating								\$	- Operating	\$	-	
		\$	- ST Debt								\$	- ST Debt	\$	-	
		\$	200,000 LT Debt								\$	- LT Debt	\$	(200,000)	
		\$	- Existing								\$	- Existing	\$	-	
		\$	- St Reimb								\$	- St Reimb	\$	-	
		\$	- Fed Reimb								\$	- Fed Reimb	\$	-	
		\$	- Other								\$	- Other	\$	-	
Project Total		\$	200,000	TOTAL	\$	-	\$	-	\$	-	\$	-	TOTAL	\$	(200,000)
SCGC Annex															
Cleaning & Sealing															
Clean and Seal exterior masonry walls. Prevent existing masonry walls from absorbing water thereby causing masonry mortar joints to deteriorate and expose interior to moisture damage.		\$	- Operating			\$	75,000				\$	75,000 Operating	\$	75,000	
		\$	- ST Debt								\$	- ST Debt	\$	-	
		\$	75,000 LT Debt								\$	- LT Debt	\$	(75,000)	
		\$	- Existing								\$	- Existing	\$	-	
		\$	- St Reimb								\$	- St Reimb	\$	-	
		\$	- Fed Reimb								\$	- Fed Reimb	\$	-	
		\$	- Other								\$	- Other	\$	-	
Project Total		\$	75,000	TOTAL	\$	-	\$	75,000	\$	-	\$	-	TOTAL	\$	-
SCGC Annex															
Reroofing															
Replace existing EPDM roofing with new energy efficient roofing system. Existing EPDM roof is out of warranty and prone to leaks. Will provide improved energy efficiency.		\$	- Operating								\$	- Operating	\$	-	
		\$	- ST Debt								\$	- ST Debt	\$	-	
		\$	125,000 LT Debt			\$	125,000				\$	125,000 LT Debt	\$	-	
		\$	- Existing								\$	- Existing	\$	-	
		\$	- St Reimb								\$	- St Reimb	\$	-	
		\$	- Fed Reimb								\$	- Fed Reimb	\$	-	
		\$	- Other								\$	- Other	\$	-	
Project Total		\$	125,000	TOTAL	\$	-	\$	125,000	\$	-	\$	-	TOTAL	\$	-
Human Services Complex - Site															
Drainage and Paving															
Extention and repair of site drainage, pavement repairs and parking lot expansion. Existing drainage system has collapsed, pavement has deteriorated and additional parking is required.		\$	- Operating								\$	- Operating	\$	-	
		\$	- ST Debt								\$	- ST Debt	\$	-	
		\$	114,000 LT Debt								\$	- LT Debt	\$	(114,000)	
		\$	- Existing								\$	- Existing	\$	-	
		\$	150,000 St Reimb								\$	- St Reimb	\$	(150,000)	
		\$	336,000 Fed Reimb								\$	- Fed Reimb	\$	(336,000)	
		\$	- Other								\$	- Other	\$	-	
Project Total		\$	600,000	TOTAL	\$	-	\$	-	\$	-	\$	-	TOTAL	\$	(600,000)

Project Number	Project Description	AMENDED CAPITAL		2015-2020 Recommended CAPITAL PLAN							2015-2020	Funding Source	Increase/ (Decrease)
		2014-2019	Funding Source	2015	2016	2017	2018	2019	2020				
Department of Public Works													
Community Services													
Roof Repair and Re-Roof													
	2017 - Replace existing EPDM roofing with new energy efficient roofing system. The existing EPDM roof is out of warranty and prone to leaks.	\$ -	Operating			\$ 50,000					\$ 50,000	Operating	\$ 50,000
		\$ -	ST Debt								\$ -	ST Debt	\$ -
		\$ 50,000	LT Debt								\$ -	LT Debt	\$ (50,000)
		\$ -	Existing								\$ -	Existing	\$ -
		\$ -	St Reimb								\$ -	St Reimb	\$ -
		\$ -	Fed Reimb								\$ -	Fed Reimb	\$ -
		\$ -	Other								\$ -	Other	\$ -
	Project Total	\$ 50,000	TOTAL	\$ -	\$ -	\$ 50,000	\$ -	\$ -	\$ -	\$ -	\$ 50,000	TOTAL	\$ -
DFS													
Roof Repair and Re-Roof													
	2017 - Replace existing EPDM roofing with new energy efficient roofing system. The existing EPDM roof is out of warranty and prone to leaks.	\$ -	Operating								\$ -	Operating	\$ -
		\$ -	ST Debt								\$ -	ST Debt	\$ -
		\$ 150,000	LT Debt			\$ 150,000					\$ 150,000	LT Debt	\$ -
		\$ -	Existing								\$ -	Existing	\$ -
		\$ -	St Reimb								\$ -	St Reimb	\$ -
		\$ -	Fed Reimb								\$ -	Fed Reimb	\$ -
		\$ -	Other								\$ -	Other	\$ -
	Project Total	\$ 150,000	TOTAL	\$ -	\$ -	\$ 150,000	\$ -	\$ -	\$ -	\$ -	\$ 150,000	TOTAL	\$ -
DFS													
Travis Bldg. Fenestration													
	Remove and replace existing storefront style walls with EIFS wall system including thermally efficient windows.	\$ -	Operating								\$ -	Operating	\$ -
		\$ -	ST Debt								\$ -	ST Debt	\$ -
		\$ 60,800	LT Debt			\$ 320,000					\$ 320,000	LT Debt	\$ 259,200
		\$ -	Existing								\$ -	Existing	\$ -
		\$ 80,000	St Reimb								\$ -	St Reimb	\$ (80,000)
		\$ 179,200	Fed Reimb								\$ -	Fed Reimb	\$ (179,200)
		\$ -	Other								\$ -	Other	\$ -
	Project Total	\$ 320,000	TOTAL	\$ -	\$ -	\$ 320,000	\$ -	\$ -	\$ -	\$ -	\$ 320,000	TOTAL	\$ (0)
Shared Clinic - Exterior Cleaning and Sealing													
	Clean and seal exterior masonry walls. Existing masonry walls absorb water causing mortar to deteriorate and water damage to the interior and structure.	\$ -	Operating								\$ -	Operating	\$ -
		\$ -	ST Debt								\$ -	ST Debt	\$ -
		\$ 100,000	LT Debt								\$ -	LT Debt	\$ (100,000)
		\$ -	Existing								\$ -	Existing	\$ -
		\$ -	St Reimb								\$ -	St Reimb	\$ -
		\$ -	Fed Reimb								\$ -	Fed Reimb	\$ -
		\$ -	Other								\$ -	Other	\$ -
	Project Total	\$ 100,000	TOTAL	\$ -	\$ -	\$ -	\$ -	\$ -	\$ -	\$ -	\$ -	TOTAL	\$ (100,000)

Project Number	Project Description	AMENDED CAPITAL		2015-2020 Recommended CAPITAL PLAN							2015-2020	Funding Source	Increase/ (Decrease)						
		2014-2019	Funding Source	2015	2016	2017	2018	2019	2020										
Department of Public Works																			
Shared Clinic - Reroofing EPDM Roof																			
	Replace existing failed EPDM roofing with a new EPDM roof, to prevent further leaks.	\$	- Operating		\$ 50,000					\$	50,000	Operating	\$ 50,000						
		\$	- ST Debt							\$		- ST Debt	\$ -						
		\$	75,000 LT Debt							\$		- LT Debt	\$ (75,000)						
		\$	- Existing							\$		- Existing	\$ -						
		\$	- St Reimb							\$		- St Reimb	\$ -						
		\$	- Fed Reimb							\$		- Fed Reimb	\$ -						
		\$	- Other							\$		- Other	\$ -						
	Project Total	\$	75,000	\$	-	\$	50,000	\$	-	\$	-	\$	50,000	TOTAL	\$	(25,000)			
WIC Building - Roof Replacement																			
	Replace roof on WIC building	\$	- Operating						\$	20,000	\$	20,000	Operating	\$ 20,000					
		\$	- ST Debt							\$		- ST Debt	\$ -						
		\$	- LT Debt							\$		- LT Debt	\$ -						
		\$	- Existing							\$		- Existing	\$ -						
		\$	- St Reimb							\$		- St Reimb	\$ -						
		\$	- Fed Reimb							\$		- Fed Reimb	\$ -						
		\$	- Other							\$		- Other	\$ -						
	Project Total	\$	-	\$	-	\$	-	\$	-	\$	20,000	\$	20,000	TOTAL	\$	20,000			
Jail Misc Repairs and Maintenance																			
	2015 - Cell repairs, Bushnell roof, and Bushnell exterior painting	\$	- Operating	\$	25,000	\$	35,000	\$	45,000	\$	35,000	\$	45,000	\$	45,000	\$	230,000	Operating	\$ 230,000
	Recommend Cell Repairs, remove Bushnell roof and paint	\$	- ST Debt											\$		- ST Debt	\$ -		
	2016 - Cell and roof repairs	\$	- LT Debt											\$		- LT Debt	\$ -		
	2017 - Cell and roof repairs	\$	- Existing											\$		- Existing	\$ -		
	2018 - Cell repairs	\$	- St Reimb											\$		- St Reimb	\$ -		
	2019 - Cell and roof repairs	\$	- Fed Reimb											\$		- Fed Reimb	\$ -		
	2020 - Cell and roof repairs	\$	- Other											\$		- Other	\$ -		
	Project Total	\$	-	\$	25,000	\$	35,000	\$	45,000	\$	35,000	\$	45,000	\$	45,000	\$	230,000	TOTAL	\$ 230,000
Various Fuel Tanks Replacement																			
	2020 - Fuel tanks must be replaced at the Jail (10,000 gallons: \$35,000), Courthouse (3,000 gallons: \$15,000), Government Center (10,000 gallons: \$35,000), and Human Services Complex (2,000 gallons: \$15,000).	\$	- Operating											\$		- Operating	\$ -		
		\$	- ST Debt											\$		- ST Debt	\$ -		
		\$	- LT Debt							\$	100,000	\$	100,000	\$	100,000	LT Debt	\$ 100,000		
		\$	- Existing											\$		- Existing	\$ -		
		\$	- St Reimb											\$		- St Reimb	\$ -		
		\$	- Fed Reimb											\$		- Fed Reimb	\$ -		
		\$	- Other											\$		- Other	\$ -		
	Project Total	\$	-	\$	-	\$	-	\$	-	\$	100,000	\$	100,000	TOTAL	\$	100,000	\$ 100,000		
Sheriff Relocate Patrol Offices																			
	Renovate existing Plaza Drive building for Sheriff's Road Patrol offices, due to the existing Bushnell Facility being inadequate	\$	- Operating											\$		- Operating	\$ -		
	Recommend remove	\$	- ST Debt											\$		- ST Debt	\$ -		
		\$	- LT Debt											\$		- LT Debt	\$ -		
		\$	- Existing											\$		- Existing	\$ -		
		\$	- St Reimb											\$		- St Reimb	\$ -		
		\$	- Fed Reimb											\$		- Fed Reimb	\$ -		
		\$	500,000 Other											\$		- Other	\$ (500,000)		
	Project Total	\$	500,000	\$	-	\$	-	\$	-	\$	-	\$	-	\$	-	TOTAL	\$	(500,000)	

Project Number	Project Description	AMENDED CAPITAL		2015-2020 Recommended CAPITAL PLAN							2015-2020	Funding Source	Increase/ (Decrease)		
		2014-2019	Funding Source	2015	2016	2017	2018	2019	2020						
Department of Public Works															
Court House															
Paint Dome Exterior; Roof Replacement															
2019 - Repaint the exterior of the Sullivan County Courthouse Dome.		\$	- Operating								\$	- Operating	\$	-	
2020 - Roof Replacement		\$	- ST Debt								\$	- ST Debt	\$	-	
		\$	250,000 LT Debt					\$	250,000	\$	20,000	270,000 LT Debt	\$	20,000	
		\$	- Existing								\$	- Existing	\$	-	
		\$	- St Reimb								\$	- St Reimb	\$	-	
		\$	- Fed Reimb								\$	- Fed Reimb	\$	-	
		\$	- Other								\$	- Other	\$	-	
Project Total		\$	250,000 TOTAL	\$	-	\$	-	\$	-	\$	250,000	\$	20,000 TOTAL	\$	20,000
DPW Storage Facility for Records Storage															
2015 - Add and addition onto the DPW storage building at the Human Services Complex for additional records retention Recommend moved to 2016		\$	- Operating		\$	150,000					\$	150,000 Operating	\$	150,000	
		\$	150,000 ST Debt								\$	- ST Debt	\$	(150,000)	
		\$	- LT Debt								\$	- LT Debt	\$	-	
		\$	- Existing								\$	- Existing	\$	-	
		\$	- St Reimb								\$	- St Reimb	\$	-	
		\$	- Fed Reimb								\$	- Fed Reimb	\$	-	
		\$	- Other								\$	- Other	\$	-	
Project Total		\$	150,000 TOTAL	\$	-	\$	150,000	\$	-	\$	-	\$	150,000 TOTAL	\$	-
Livingston Manor Storm Station															
Salt Shed Roof Repair & Equipment Building Re-Roof															
2015 - Salt Shed Re-Roof		\$	40,000 Operating							\$	25,000	\$	25,000 Operating	\$	(15,000)
2020 - Equipment Building Re-Roof.		\$	- ST Debt									\$	- ST Debt	\$	-
		\$	- LT Debt									\$	- LT Debt	\$	-
		\$	- Existing									\$	- Existing	\$	-
		\$	- St Reimb									\$	- St Reimb	\$	-
		\$	- Fed Reimb									\$	- Fed Reimb	\$	-
		\$	- Other									\$	- Other	\$	-
Project Total		\$	40,000 TOTAL	\$	-	\$	-	\$	-	\$	-	\$	25,000 TOTAL	\$	(15,000)
Landfill Site															
Salt Shed and Scale House Re-Roof															
2015 - Salt Shed Re-Roof		\$	30,000 Operating									\$	- Operating	\$	(30,000)
2016 - Scale House Re-Roof		\$	- ST Debt									\$	- ST Debt	\$	-
Operting Budget Item. Uner \$25,000.		\$	- LT Debt									\$	- LT Debt	\$	-
		\$	- Existing									\$	- Existing	\$	-
		\$	- St Reimb									\$	- St Reimb	\$	-
		\$	- Fed Reimb									\$	- Fed Reimb	\$	-
		\$	- Other									\$	- Other	\$	-
Project Total		\$	30,000 TOTAL	\$	-	\$	-	\$	-	\$	-	\$	- TOTAL	\$	(30,000)
Plaza Drive Building															
Propane Tank Replacement															
The propane tanks a the Plaza Drive facility are currently leased from a propane supplier. The County as a policy owns its' own tanks as propan		\$	- Operating		\$	45,000					\$	45,000 Operating	\$	45,000	
is an item purchased through a competitive bid process and if the tanks		\$	- ST Debt								\$	- ST Debt	\$	-	
are leased the County is required to purchase propane from the tank		\$	45,000 LT Debt								\$	- LT Debt	\$	(45,000)	
owner no matter the cost of the propane.		\$	- Existing								\$	- Existing	\$	-	
		\$	- St Reimb								\$	- St Reimb	\$	-	
		\$	- Fed Reimb								\$	- Fed Reimb	\$	-	
		\$	- Other								\$	- Other	\$	-	
Project Total		\$	45,000 TOTAL	\$	-	\$	45,000	\$	-	\$	-	\$	45,000 TOTAL	\$	-

Project Number	Project Description	AMENDED CAPITAL		2015-2020 Recommended CAPITAL PLAN							2015-2020	Funding Source	Increase/ (Decrease)				
		2014-2019	Funding Source	2015	2016	2017	2018	2019	2020								
Department of Public Works																	
Transfer Station Re-Roofing																	
Re-Roof																	
2017 - Mamakating (\$20,000)		\$	20,000	Operating						\$	50,000	\$	50,000	Operating	\$	30,000	
2020 - Ferndale & Highland - \$25k each		\$	-	ST Debt								\$	-	ST Debt	\$	-	
		\$	50,000	LT Debt								\$	-	LT Debt	\$	(50,000)	
Existing roofs have outlasted their expected life and need to be replaced.		\$	-	Existing								\$	-	Existing	\$	-	
Removed \$20,000 as it is an operating item. Under \$25,000.		\$	-	St Reimb								\$	-	St Reimb	\$	-	
		\$	-	Fed Reimb								\$	-	Fed Reimb	\$	-	
		\$	-	Other								\$	-	Other	\$	-	
Project Total		\$	70,000	TOTAL	\$	-	\$	-	\$	-	\$	-	\$	50,000	TOTAL	\$	(20,000)
Callicoon Storm Station																	
Fuel Master																	
The Fuel Master system maintains logs of fuel usage by vehicle/equipment. This will be a more efficient way to track fuel and prevent theft.		\$	-	Operating			\$	55,000				\$	55,000	Operating	\$	55,000	
		\$	-	ST Debt								\$	-	ST Debt	\$	-	
		\$	55,000	LT Debt								\$	-	LT Debt	\$	(55,000)	
		\$	-	Existing								\$	-	Existing	\$	-	
		\$	-	St Reimb								\$	-	St Reimb	\$	-	
		\$	-	Fed Reimb								\$	-	Fed Reimb	\$	-	
		\$	-	Other								\$	-	Other	\$	-	
Project Total		\$	55,000	TOTAL	\$	-	\$	-	\$	-	\$	-	\$	55,000	TOTAL	\$	-
DPW Maintenance and Storage Facility																	
Re-Roof																	
2017 - Existing roof has outlasted its expected life and needs to be replaced		\$	-	Operating			\$	30,000				\$	30,000	Operating	\$	30,000	
		\$	-	ST Debt								\$	-	ST Debt	\$	-	
		\$	30,000	LT Debt								\$	-	LT Debt	\$	(30,000)	
		\$	-	Existing								\$	-	Existing	\$	-	
		\$	-	St Reimb								\$	-	St Reimb	\$	-	
		\$	-	Fed Reimb								\$	-	Fed Reimb	\$	-	
		\$	-	Other								\$	-	Other	\$	-	
Project Total		\$	30,000	TOTAL	\$	-	\$	-	\$	-	\$	-	\$	30,000	TOTAL	\$	-
Civil Defense																	
Re-Roof																	
Existing roof has outlasted its expected life and needs to be replaced.		\$	25,000	Operating				\$	25,000			\$	25,000	Operating	\$	-	
		\$	-	ST Debt								\$	-	ST Debt	\$	-	
		\$	-	LT Debt								\$	-	LT Debt	\$	-	
		\$	-	Existing								\$	-	Existing	\$	-	
		\$	-	St Reimb								\$	-	St Reimb	\$	-	
		\$	-	Fed Reimb								\$	-	Fed Reimb	\$	-	
		\$	-	Other								\$	-	Other	\$	-	
Project Total		\$	25,000	TOTAL	\$	-	\$	-	\$	-	\$	-	\$	25,000	TOTAL	\$	-
E911																	
Re-Roof																	
Existing roof has outlasted its expected life and needs to be replaced.		\$	25,000	Operating					\$	25,000		\$	25,000	Operating	\$	-	
		\$	-	ST Debt								\$	-	ST Debt	\$	-	
		\$	-	LT Debt								\$	-	LT Debt	\$	-	
		\$	-	Existing								\$	-	Existing	\$	-	
		\$	-	St Reimb								\$	-	St Reimb	\$	-	
		\$	-	Fed Reimb								\$	-	Fed Reimb	\$	-	
		\$	-	Other								\$	-	Other	\$	-	
Project Total		\$	25,000	TOTAL	\$	-	\$	-	\$	-	\$	-	\$	25,000	TOTAL	\$	-

Project Number	Project Description	AMENDED CAPITAL		2015-2020 Recommended CAPITAL PLAN							2015-2020	Funding Source	Increase/ (Decrease)
		2014-2019	Funding Source	2015	2016	2017	2018	2019	2020				
Department of Public Works													
DPW BUILDINGS - ROLLUP													
	\$ 140,000	Operating	\$ 65,000	\$ 340,000	\$ 365,000	\$ 120,000	\$ 70,000	\$ 165,000	\$ 795,000	Operating	\$ 655,000		
	\$ 200,000	ST Debt	\$ -	\$ -	\$ -	\$ -	\$ -	\$ -	\$ -	ST Debt	\$ (200,000)		
	\$ 5,319,800	LT Debt	\$ -	\$ -	\$ 1,690,000	\$ 2,319,000	\$ 626,000	\$ 120,000	\$ 4,755,000	LT Debt	\$ (564,800)		
	\$ -	Existing	\$ -	\$ -	\$ -	\$ -	\$ -	\$ -	\$ -	Existing	\$ -		
	\$ 230,000	St Reimb	\$ -	\$ -	\$ -	\$ -	\$ -	\$ -	\$ -	St Reimb	\$ (230,000)		
	\$ 515,200	Fed Reimb	\$ -	\$ -	\$ -	\$ -	\$ -	\$ -	\$ -	Fed Reimb	\$ (515,200)		
	\$ 1,140,000	Other	\$ 250,000	\$ 200,000	\$ 150,000	\$ -	\$ -	\$ -	\$ 600,000	Other	\$ (540,000)		
Project Total	\$ 7,545,000	TOTAL	\$ 315,000	\$ 540,000	\$ 2,205,000	\$ 2,439,000	\$ 696,000	\$ 285,000	\$ 6,150,000	TOTAL	\$ (1,395,000)		
Infrastructure													
Highway Program													
Includes various highway and road projects, which include contract paving, in-house paving, surface treating, guide rail projects, slope stabilization projects, drainage and rehab. Other funding is inhouse labor and equipment.	\$ -	Operating								Operating	\$ -		
	\$ -	ST Debt								ST Debt	\$ -		
	\$ 43,130,000	LT Debt	\$ 6,000,625	\$ 6,000,000	\$ 6,000,000	\$ 6,000,000	\$ 6,000,000	\$ 6,000,000	\$ 36,000,625	LT Debt	\$ (7,129,375)		
	\$ -	Existing								Existing	\$ -		
	\$ 6,235,000	St Reimb	\$ 800,000	\$ 1,295,000	\$ 1,110,000	\$ 960,000	\$ 670,000	\$ 1,400,000	\$ 6,235,000	St Reimb	\$ -		
	\$ 3,506,200	Fed Reimb	\$ 49,375	\$ 1,350,000	\$ 1,350,000				\$ 2,749,375	Fed Reimb	\$ (756,825)		
	\$ 3,120,000	Other	\$ 400,000	\$ 400,000	\$ 800,000	\$ 820,000	\$ 800,000	\$ 800,000	\$ 4,020,000	Other	\$ 900,000		
Project Total	\$ 55,991,200	TOTAL	\$ 7,250,000	\$ 9,045,000	\$ 9,260,000	\$ 7,780,000	\$ 7,470,000	\$ 8,200,000	\$ 49,005,000	TOTAL	\$ (6,986,200)		
Bridge Program													
Includes various County Bridge projects which include bridge replacements, deck replacements, repairs and rehab work, in-house and contract. Other funding is inhouse labor and equipment Authority to Bond \$142,750 already exists	\$ -	Operating								Operating	\$ -		
	\$ -	ST Debt								ST Debt	\$ -		
	\$ 6,638,750	LT Debt	\$ 303,250	\$ 1,020,000	\$ 1,044,000	\$ 846,000	\$ 950,000	\$ 1,119,000	\$ 5,282,250	LT Debt	\$ (1,356,500)		
	\$ -	Existing	\$ 142,750						\$ 142,750	Existing	\$ 142,750		
	\$ 8,810,000	St Reimb	\$ 2,000,000	\$ 1,500,000	\$ 1,888,000	\$ 1,640,000	\$ 1,836,000	\$ 1,400,000	\$ 10,264,000	St Reimb	\$ 1,454,000		
	\$ 5,410,250	Fed Reimb	\$ 3,230,000				\$ 2,660,000		\$ 5,890,000	Fed Reimb	\$ 479,750		
	\$ 3,236,000	Other	\$ 260,000	\$ 680,000	\$ 696,000	\$ 564,000	\$ 540,000	\$ 746,000	\$ 3,486,000	Other	\$ 250,000		
Project Total	\$ 24,095,000	TOTAL	\$ 5,936,000	\$ 3,200,000	\$ 3,628,000	\$ 3,050,000	\$ 5,986,000	\$ 3,265,000	\$ 25,065,000	TOTAL	\$ 970,000		
DPW INFRASTRUCTURE - ROLLUP													
	\$ -	Operating	\$ -	\$ -	\$ -	\$ -	\$ -	\$ -	\$ -	Operating	\$ -		
	\$ -	ST Debt	\$ -	\$ -	\$ -	\$ -	\$ -	\$ -	\$ -	ST Debt	\$ -		
	\$ 49,768,750	LT Debt	\$ 6,303,875	\$ 7,020,000	\$ 7,044,000	\$ 6,846,000	\$ 6,950,000	\$ 7,119,000	\$ 41,282,875	LT Debt	\$ (8,485,875)		
	\$ -	Existing	\$ 142,750	\$ -	\$ -	\$ -	\$ -	\$ -	\$ 142,750	Existing	\$ 142,750		
	\$ 15,045,000	St Reimb	\$ 2,800,000	\$ 2,795,000	\$ 2,998,000	\$ 2,600,000	\$ 2,506,000	\$ 2,800,000	\$ 16,499,000	St Reimb	\$ 1,454,000		
	\$ 8,916,450	Fed Reimb	\$ 3,279,375	\$ 1,350,000	\$ 1,350,000	\$ -	\$ 2,660,000	\$ -	\$ 8,639,375	Fed Reimb	\$ (277,075)		
	\$ 6,356,000	Other	\$ 660,000	\$ 1,080,000	\$ 1,496,000	\$ 1,384,000	\$ 1,340,000	\$ 1,546,000	\$ 7,506,000	Other	\$ 1,150,000		
Project Total	\$ 80,086,200	TOTAL	\$ 13,186,000	\$ 12,245,000	\$ 12,888,000	\$ 10,830,000	\$ 13,456,000	\$ 11,465,000	\$ 74,070,000	TOTAL	\$ (6,016,200)		

Project Number	Project Description	AMENDED CAPITAL		2015-2020 Recommended CAPITAL PLAN							2015-2020	Funding Source	Increase/Decrease
		2014-2019	Funding Source	2015	2016	2017	2018	2019	2020				
DPW - Airport													
Equipment													
Various Equipment													
2018 - Commercial Mower (The aging tractor / mower No. 274 has reached it's servicable life and needs replacement) \$100,000		\$ 80,000	Operating				\$ 100,000	\$ 120,000				Operating	\$ (80,000)
2019 - Commercial Landscape Backhoe \$120,000		\$ -	ST Debt									ST Debt	\$ -
		\$ -	LT Debt									LT Debt	\$ -
		\$ -	Existing									Existing	\$ -
		\$ -	St Reimb									St Reimb	\$ -
		\$ -	Fed Reimb									Fed Reimb	\$ -
		\$ -	Other									Other	\$ -
Project Total		\$ 80,000	TOTAL	\$ -	\$ -	\$ -	\$ 100,000	\$ 120,000	\$ -	\$ -	\$ -	TOTAL	\$ (80,000)
AIRPORT - EQUIPMENT ROLLUP													
		\$ 80,000	Operating	\$ -	\$ -	\$ -	\$ 100,000	\$ 120,000	\$ -	\$ 220,000	Operating	\$ 140,000	
		\$ -	ST Debt	\$ -	\$ -	\$ -	\$ -	\$ -	\$ -	\$ -	ST Debt	\$ -	
		\$ -	LT Debt	\$ -	\$ -	\$ -	\$ -	\$ -	\$ -	\$ -	LT Debt	\$ -	
		\$ -	Existing	\$ -	\$ -	\$ -	\$ -	\$ -	\$ -	\$ -	Existing	\$ -	
		\$ -	St Reimb	\$ -	\$ -	\$ -	\$ -	\$ -	\$ -	\$ -	St Reimb	\$ -	
		\$ -	Fed Reimb	\$ -	\$ -	\$ -	\$ -	\$ -	\$ -	\$ -	Fed Reimb	\$ -	
		\$ -	Other	\$ -	\$ -	\$ -	\$ -	\$ -	\$ -	\$ -	Other	\$ -	
Project Total		\$ 80,000	TOTAL	\$ -	\$ -	\$ -	\$ 100,000	\$ 120,000	\$ -	\$ 220,000	TOTAL	\$ 140,000	
Vehicles													
Maintenance Vehicle													
2 4X4 Maintenance vehicles & 4x4 ATV type vehicle													
The 4x4 plow truck would be used as a maintenance vehicle and snow removal plow truck. With the development and aprons there is more square footage of area for snow removal.		\$ -	Operating								\$ -	Operating	\$ -
		\$ -	ST Debt								\$ -	ST Debt	\$ -
		\$ 67,000	LT Debt								\$ -	LT Debt	\$ (67,000)
		\$ -	Existing								\$ -	Existing	\$ -
		\$ -	St Reimb								\$ -	St Reimb	\$ -
		\$ -	Fed Reimb								\$ -	Fed Reimb	\$ -
		\$ -	Other								\$ -	Other	\$ -
Project Total		\$ 67,000	TOTAL	\$ 67,000	\$ -	\$ -	\$ -	\$ -	\$ -	\$ -	\$ 67,000	TOTAL	\$ -
Fuel Truck and Snow Maintenance Vehicle													
2015 - Fuel Truck \$200,000		\$ -	Operating								\$ -	Operating	\$ -
2015 - Snow Maintenance Vehicle \$50,000		\$ -	ST Debt								\$ -	ST Debt	\$ -
2015 - Snow Removal Vehicle \$45,000		\$ -	LT Debt								\$ -	LT Debt	\$ -
		\$ -	Existing								\$ -	Existing	\$ -
		\$ 225,000	St Reimb	\$ 225,000							\$ 225,000	St Reimb	\$ 225,000
		\$ -	Fed Reimb								\$ -	Fed Reimb	\$ -
		\$ 70,000	Other	\$ 70,000							\$ 70,000	Other	\$ 70,000
Project Total		\$ -	TOTAL	\$ 295,000	\$ -	\$ -	\$ -	\$ -	\$ -	\$ -	\$ 295,000	TOTAL	\$ 295,000

Project Number	Project Description	AMENDED CAPITAL		2015-2020 Recommended CAPITAL PLAN							2015-2020	Funding Source	Increase/Decrease
		2014-2019	Funding Source	2015	2016	2017	2018	2019	2020				
DPW - Airport													
AIRPORT - VEHICLE ROLLUP													
		\$ -	Operating	\$ -	\$ -	\$ -	\$ -	\$ -	\$ -	\$ -	\$ -	- Operating	\$ -
		\$ -	ST Debt	\$ -	\$ -	\$ -	\$ -	\$ -	\$ -	\$ -	\$ -	- ST Debt	\$ -
		\$ 67,000	LT Debt	\$ -	\$ -	\$ -	\$ -	\$ -	\$ -	\$ -	\$ -	- LT Debt	\$ (67,000)
		\$ -	Existing	\$ -	\$ -	\$ -	\$ -	\$ -	\$ -	\$ -	\$ -	- Existing	\$ -
		\$ -	St Reimb	\$ 225,000	\$ -	\$ -	\$ -	\$ -	\$ -	\$ -	\$ -	225,000 St Reimb	\$ 225,000
		\$ -	Fed Reimb	\$ -	\$ -	\$ -	\$ -	\$ -	\$ -	\$ -	\$ -	- Fed Reimb	\$ -
		\$ -	Other	\$ 137,000	\$ -	\$ -	\$ -	\$ -	\$ -	\$ -	\$ -	137,000 Other	\$ 137,000
	Project Total	\$ 67,000	TOTAL	\$ 362,000	\$ -	\$ -	\$ -	\$ -	\$ -	\$ -	\$ -	TOTAL	\$ 295,000
Buildings/Infrastructure													
Improve Runway Safety Area													
Design, Land Acquisition & Construction													
	2018 - Runway Safety Area on the south end of the runway requires acquisition of property	\$ 480,000	Operating				\$ 15,000				\$ 15,000	Operating	\$ (465,000)
		\$ -	ST Debt								\$ -	ST Debt	\$ -
	2020 - Construction of runway safety area on north and south ends of runway.	\$ -	LT Debt						\$ 465,000		\$ 465,000	LT Debt	\$ 465,000
		\$ -	Existing								\$ -	Existing	\$ -
		\$ 480,000	St Reimb				\$ 7,500		\$ 465,000		\$ 472,500	St Reimb	\$ (7,500)
		\$ 8,640,000	Fed Reimb				\$ 285,000		\$ 8,370,000		\$ 8,655,000	Fed Reimb	\$ 15,000
		\$ -	Other								\$ -	Other	\$ -
	Project Total	\$ 9,600,000	TOTAL	\$ -	\$ -	\$ -	\$ 307,500	\$ -	\$ 9,300,000	\$ 9,607,500	TOTAL		\$ 7,500
Terminal Building													
General Maintenance													
	2016 - General Maintenance of Airport Terminal Building (\$60,000)	\$ 110,000	Operating								\$ -	Operating	\$ (110,000)
	2016 - The terminal building heating unit has reached the end of its serviceable life and needs to be replaced. (\$50,000)	\$ -	ST Debt								\$ -	ST Debt	\$ -
		\$ -	LT Debt		\$ 125,000						\$ 125,000	LT Debt	\$ 125,000
		\$ -	Existing								\$ -	Existing	\$ -
		\$ -	St Reimb								\$ -	St Reimb	\$ -
		\$ -	Fed Reimb								\$ -	Fed Reimb	\$ -
		\$ -	Other								\$ -	Other	\$ -
	Project Total	\$ 110,000	TOTAL	\$ -	\$ 125,000	\$ -	\$ -	\$ -	\$ -	\$ -	\$ 125,000	TOTAL	\$ 15,000
Corporate Hangar													
Construction													
	2015 - Construct corporate business bulk hangar to meet growing need	\$ -	Operating			\$ 95,000			\$ 35,000	\$ 130,000	Operating	\$ 130,000	
	2017 - Construct corporate business bulk hangar to meet growing need	\$ -	ST Debt							\$ -	ST Debt	\$ -	
		\$ -	LT Debt							\$ -	LT Debt	\$ -	
	2020 - Construct corporate business bulk hangar to meet growing need	\$ -	Existing							\$ -	Existing	\$ -	
		\$ -	St Reimb	\$ 855,000		\$ 855,000			\$ 35,000	\$ 1,745,000	St Reimb	\$ 1,745,000	
		\$ -	Fed Reimb						\$ 630,000	\$ 630,000	Fed Reimb	\$ 630,000	
		\$ -	Other	\$ 95,000					\$ 95,000	\$ 95,000	Other	\$ 95,000	
	Project Total	\$ -	TOTAL	\$ 950,000	\$ -	\$ 950,000	\$ -	\$ -	\$ 700,000	\$ 2,600,000	TOTAL	\$ 2,600,000	

Project Number	Project Description	AMENDED CAPITAL		2015-2020 Recommended CAPITAL PLAN							2015-2020	Funding Source	Increase/Decrease
		2014-2019	Funding Source	2015	2016	2017	2018	2019	2020				
DPW - Airport													
Airport Access Road Construction													
	Re-Construction of Airport Access Roadway, traffick circle, interior roadways and parking area. The existing roadway, traffic circle, interior roadways and parking lot are in need of repair due to cracking and spalling.	\$ 19,500	Operating								\$ -	Operating	\$ (19,500)
		\$ -	ST Debt								\$ -	ST Debt	\$ -
		\$ 3,000	LT Debt								\$ -	LT Debt	\$ (3,000)
		\$ -	Existing								\$ -	Existing	\$ -
		\$ 22,500	St Reimb	\$ 22,500							\$ 22,500	St Reimb	\$ -
		\$ 408,000	Fed Reimb	\$ 405,000							\$ 405,000	Fed Reimb	\$ (3,000)
		\$ -	Other	\$ 22,500							\$ 22,500	Other	\$ 22,500
	Project Total	\$ 453,000	TOTAL	\$ 450,000	\$ -	\$ -	\$ -	\$ -	\$ -	\$ -	\$ 450,000	TOTAL	\$ (3,000)
Remove Obstructions													
	Removal of obstructions (trees) per FAA guidelines. FAA requires the removal of obstructions which project into the "air space" on airport property and adjacent property owners.	\$ 10,000	Operating					\$ 10,000			\$ 10,000	Operating	\$ -
		\$ -	ST Debt								\$ -	ST Debt	\$ -
		\$ -	LT Debt								\$ -	LT Debt	\$ -
		\$ -	Existing								\$ -	Existing	\$ -
		\$ 10,000	St Reimb					\$ 10,000			\$ 10,000	St Reimb	\$ -
		\$ 180,000	Fed Reimb					\$ 180,000			\$ 180,000	Fed Reimb	\$ -
		\$ -	Other								\$ -	Other	\$ -
	Project Total	\$ 200,000	TOTAL	\$ -	\$ -	\$ -	\$ -	\$ 200,000	\$ -	\$ -	\$ 200,000	TOTAL	\$ -
Taxilane and Apron Construction													
	Construction of a new Taxilane and Apron, 95% Federal and 2.5% State Reimbursement. The County has signed an agreement with a developer for the construction of large corporate hangers.	\$ 25,000	Operating			\$ 27,500					\$ 27,500	Operating	\$ 2,500
		\$ -	ST Debt								\$ -	ST Debt	\$ -
		\$ -	LT Debt								\$ -	LT Debt	\$ -
		\$ -	Existing								\$ -	Existing	\$ -
		\$ 25,000	St Reimb			\$ 27,500					\$ 27,500	St Reimb	\$ 2,500
		\$ 450,000	Fed Reimb			\$ 495,000					\$ 495,000	Fed Reimb	\$ 45,000
		\$ -	Other								\$ -	Other	\$ -
	Project Total	\$ 500,000	TOTAL	\$ -	\$ -	\$ 550,000	\$ -	\$ -	\$ -	\$ -	\$ 550,000	TOTAL	\$ 50,000
Taxiway and Terminal Repairs													
Repairs and Maintenance for Taxiways and Terminal Apron													
	2015 - Crack repair.	\$ 160,000	Operating			\$ 100,000					\$ 100,000	Operating	\$ (60,000)
	2017 - Striping & Crack repair.	\$ -	ST Debt								\$ -	ST Debt	\$ -
		\$ -	LT Debt								\$ -	LT Debt	\$ -
		\$ -	Existing								\$ -	Existing	\$ -
		\$ -	St Reimb								\$ -	St Reimb	\$ -
		\$ -	Fed Reimb								\$ -	Fed Reimb	\$ -
		\$ -	Other								\$ -	Other	\$ -
	Project Total	\$ 160,000	TOTAL	\$ 68,500	\$ -	\$ 100,000	\$ -	\$ -	\$ -	\$ -	\$ 68,500	TOTAL	\$ 8,500

Project Number	Project Description	AMENDED CAPITAL		2015-2020 Recommended CAPITAL PLAN							2015-2020	Funding Source	Increase/Decrease
		2014-2019	Funding Source	2015	2016	2017	2018	2019	2020				
DPW - Airport													
Snow Removal Equipment Building													
Door Repair													
	Repair/Replace overhead door on the Snow Removal Equipment Building.	\$ 20,000	Operating				\$ 20,000				\$ 20,000	Operating	\$ -
		\$ -	ST Debt								\$ -	ST Debt	\$ -
		\$ -	LT Debt								\$ -	LT Debt	\$ -
		\$ -	Existing								\$ -	Existing	\$ -
		\$ -	St Reimb								\$ -	St Reimb	\$ -
		\$ -	Fed Reimb								\$ -	Fed Reimb	\$ -
		\$ -	Other								\$ -	Other	\$ -
	Project Total	\$ 20,000	TOTAL	\$ -	\$ -	\$ -	\$ 20,000	\$ -	\$ -	\$ -	\$ 20,000	TOTAL	\$ -
Maintenance Building													
Roof Replacement													
	Replace the roof on the Maintenance Building.	\$ 30,000	Operating			\$ 30,000					\$ 30,000	Operating	\$ -
		\$ -	ST Debt								\$ -	ST Debt	\$ -
		\$ -	LT Debt								\$ -	LT Debt	\$ -
		\$ -	Existing								\$ -	Existing	\$ -
		\$ -	St Reimb								\$ -	St Reimb	\$ -
		\$ -	Fed Reimb								\$ -	Fed Reimb	\$ -
		\$ -	Other								\$ -	Other	\$ -
	Project Total	\$ 30,000	TOTAL	\$ -	\$ -	\$ 30,000	\$ -	\$ -	\$ -	\$ -	\$ 30,000	TOTAL	\$ -
Electrical Vault and Back-up generator													
	Replace the electrical vault, equipment and wiring. Purchase a back-up generator.	\$ 15,000	Operating		\$ 19,000						\$ 19,000	Operating	\$ 4,000
		\$ -	ST Debt								\$ -	ST Debt	\$ -
		\$ -	LT Debt								\$ -	LT Debt	\$ -
		\$ -	Existing								\$ -	Existing	\$ -
		\$ 15,000	St Reimb		\$ 19,000						\$ 19,000	St Reimb	\$ 4,000
		\$ 270,000	Fed Reimb		\$ 342,000						\$ 342,000	Fed Reimb	\$ 72,000
		\$ -	Other								\$ -	Other	\$ -
	Project Total	\$ 300,000	TOTAL	\$ -	\$ 380,000	\$ -	\$ -	\$ -	\$ -	\$ -	\$ 380,000	TOTAL	\$ 80,000
AIRPORT - BUILDINGS/INFRASTRUCTURE ROLLUP													
		\$ 869,500	Operating	\$ -	\$ 19,000	\$ 252,500	\$ 35,000	\$ 10,000	\$ 35,000	\$ 351,500	Operating	\$ (518,000)	
		\$ -	ST Debt	\$ -	\$ -	\$ -	\$ -	\$ -	\$ -	\$ -	ST Debt	\$ -	
		\$ 65,000	LT Debt	\$ -	\$ 125,000	\$ -	\$ -	\$ -	\$ 465,000	\$ 590,000	LT Debt	\$ 525,000	
		\$ -	Existing	\$ -	\$ -	\$ -	\$ -	\$ -	\$ -	\$ -	Existing	\$ -	
		\$ 759,500	St Reimb	\$ 877,500	\$ 19,000	\$ 882,500	\$ 7,500	\$ 10,000	\$ 500,000	\$ 2,296,500	St Reimb	\$ 1,537,000	
		\$ 10,434,000	Fed Reimb	\$ 405,000	\$ 342,000	\$ 495,000	\$ 285,000	\$ 180,000	\$ 9,000,000	\$ 10,707,000	Fed Reimb	\$ 273,000	
		\$ -	Other	\$ 186,000	\$ -	\$ -	\$ -	\$ -	\$ -	\$ 186,000	Other	\$ 186,000	
	Project Total	\$ 12,128,000	TOTAL	\$ 1,468,500	\$ 505,000	\$ 1,630,000	\$ 327,500	\$ 200,000	\$ 10,000,000	\$ 14,131,000	TOTAL	\$ 2,003,000	

Project Number	Project Description	AMENDED CAPITAL		2015-2020 Recommended CAPITAL PLAN							2015-2020	Funding Source	Increase/Decrease	
		2014-2019	Funding Source	2015	2016	2017	2018	2019	2020					
DPW - Parks & Recreation														
Buildings/Infrastructure														
Parks Master Plan														
	Master plan would enable Sullivan County to appropriate proper funding and uses to its parks and create additional eligibility for grant funding, particularly the CFA	\$	- Operating		\$ 20,000						\$ 20,000	Operating	\$ 20,000	
		\$	- ST Debt								\$	- ST Debt	\$ -	
		\$	- LT Debt								\$	- LT Debt	\$ -	
		\$	- Existing								\$	- Existing	\$ -	
		\$	- St Reimb								\$	- St Reimb	\$ -	
		\$	- Fed Reimb								\$	- Fed Reimb	\$ -	
		\$	- Other		\$ 80,000						\$ 80,000	Other	\$ 80,000	
	Project Total	\$	- TOTAL	\$	-	\$ 100,000	\$	-	\$ -	\$ -	\$ -	TOTAL	\$ 100,000	
Fort Delaware														
Block House Replacement														
	2019 - Replace the armory and agricultural block houses at Fort Delaare, which are currently deteriorating and in need of replacement.	\$	- Operating								\$	- Operating	\$ -	
		\$	- ST Debt								\$	- ST Debt	\$ -	
	2020 - Replace the textil and meeting block houses at Fort Delaare, which are currently deteriorating and in need of replacement.	\$	- LT Debt				\$ 100,000	\$ 100,000	\$ 200,000	\$ 200,000	\$	- LT Debt	\$ 200,000	
		\$	- Existing								\$	- Existing	\$ -	
		\$	- St Reimb								\$	- St Reimb	\$ -	
		\$	- Fed Reimb								\$	- Fed Reimb	\$ -	
		\$	- Other								\$	- Other	\$ -	
	Project Total	\$	- TOTAL	\$	-	\$ -	\$ -	\$ -	\$ -	\$ 100,000	\$ 100,000	\$ 200,000	TOTAL	\$ 200,000
Local Waterfront Revitalization Plan														
Delaware River Access														
	Provide access to Delaware River at County owned site in Pond Eddy, NY.	\$	- Operating								\$	- Operating	\$ -	
		\$	- ST Debt								\$	- ST Debt	\$ -	
		\$	- LT Debt				\$ 100,000		\$ 100,000	\$ 100,000	\$	- LT Debt	\$ 100,000	
		\$	- Existing								\$	- Existing	\$ -	
		\$	- St Reimb								\$	- St Reimb	\$ -	
		\$	- Fed Reimb								\$	- Fed Reimb	\$ -	
		\$	- Other								\$	- Other	\$ -	
	Project Total	\$	- TOTAL	\$	-	\$ -	\$ -	\$ -	\$ -	\$ 100,000	\$ -	\$ 100,000	TOTAL	\$ 100,000
Lake Superior														
Access Project														
	Regrade existing access road at the beach/boat launch area, construct accessible parking area for playground and construct access road to picnic pavilion at dam area. The current access road to the beach area is in severe disrepair, the playground is a handicap accessible structure with no accessible parking and the picnic pavilion is on a hill and not accessible. The new access road would allow better access to the pavilion and increase its ability to be rented.	\$	75,000	Operating							\$	- Operating	\$ (75,000)	
		\$	-	ST Debt							\$	- ST Debt	\$ -	
		\$	-	LT Debt							\$	- LT Debt	\$ -	
		\$	-	Existing							\$	- Existing	\$ -	
		\$	-	St Reimb							\$	- St Reimb	\$ -	
		\$	-	Fed Reimb							\$	- Fed Reimb	\$ -	
		\$	-	Other		\$ 75,000					\$	- Other	\$ 75,000	
	Project Total	\$	75,000	TOTAL	\$	75,000	\$	-	\$ -	\$ -	\$ -	75,000	TOTAL	\$ -
Lake Superior														
Trail Project														
	Design and construct an accessible trail with interpretation around Lake Superior, within Lake Superior St Park. The request most often from patrons at Lake Superior is for a trail around the Lake. An accessible trail suitable for walking, biking, rollerblading and jogging would be a well received addition to an already beautiful and heavily used park. Interpretive signage would enhance the trail experience. Grants may be available for this project.	\$	-	Operating							\$	- Operating	\$ -	
		\$	-	ST Debt							\$	- ST Debt	\$ -	
		\$	400,000	LT Debt			\$ 300,000		\$ 300,000	\$ 300,000	\$	- LT Debt	\$ (100,000)	
		\$	-	Existing							\$	- Existing	\$ -	
		\$	-	St Reimb							\$	- St Reimb	\$ -	
		\$	-	Fed Reimb							\$	- Fed Reimb	\$ -	
		\$	-	Other							\$	- Other	\$ -	
	Project Total	\$	400,000	TOTAL	\$	-	\$ -	\$ 300,000	\$ -	\$ -	\$ 300,000	TOTAL	\$ (100,000)	

Project Number	Project Description	AMENDED CAPITAL		2015-2020 Recommended CAPITAL PLAN							2015-2020	Funding Source	Increase/Decrease
		2014-2019	Funding Source	2015	2016	2017	2018	2019	2020				
DPW - Parks & Recreation													
Lake Superior Bathhouse Re-Roof													
	Re-roof the bathhouse at Lake Superior. The roof at the bathhouse is past its expected life and needs to be replaced.	\$ 25,000	Operating								\$ -	Operating	\$ (25,000)
		\$ -	ST Debt								\$ -	ST Debt	\$ -
		\$ -	LT Debt								\$ -	LT Debt	\$ -
		\$ -	Existing								\$ -	Existing	\$ -
		\$ -	St Reimb								\$ -	St Reimb	\$ -
		\$ -	Fed Reimb								\$ -	Fed Reimb	\$ -
		\$ -	Other	\$ 25,000							\$ 25,000	Other	\$ 25,000
	Project Total	\$ 25,000	TOTAL	\$ 25,000	\$ -	\$ -	\$ -	\$ -	\$ -	\$ -	\$ 25,000	TOTAL	\$ -
Lake Superior Dam Pavilion Roof													
	Re-roof the Dam Pavilion. It is past its useful life and needs to be replaced.	\$ 20,000	Operating				\$ 15,000				\$ 15,000	Operating	\$ (5,000)
		\$ -	ST Debt								\$ -	ST Debt	\$ -
		\$ -	LT Debt								\$ -	LT Debt	\$ -
		\$ -	Existing								\$ -	Existing	\$ -
		\$ -	St Reimb								\$ -	St Reimb	\$ -
		\$ -	Fed Reimb								\$ -	Fed Reimb	\$ -
		\$ -	Other								\$ -	Other	\$ -
	Project Total	\$ 20,000	TOTAL	\$ -	\$ -	\$ -	\$ 15,000	\$ -	\$ -	\$ -	\$ 15,000	TOTAL	\$ (5,000)
Various Parks Split Rail Fence Project													
	Replace the split rail fence at various parks. The existing split rail fence within the county parks is in need of replacement. It is old and rotting and in some cases completely gone due to flooding. This replacement is necessary both for aesthetic reasons as well as safety to park patrons.	\$ -	Operating								\$ -	Operating	\$ -
		\$ -	ST Debt								\$ -	ST Debt	\$ -
		\$ -	LT Debt								\$ -	LT Debt	\$ -
		\$ -	Existing								\$ -	Existing	\$ -
		\$ -	St Reimb								\$ -	St Reimb	\$ -
		\$ -	Fed Reimb								\$ -	Fed Reimb	\$ -
		\$ 35,000	Other	\$ 35,000							\$ 35,000	Other	\$ -
	Project Total	\$ 35,000	TOTAL	\$ 35,000	\$ -	\$ -	\$ -	\$ -	\$ -	\$ -	\$ 35,000	TOTAL	\$ -
D & H Canal Water Project													
	Reinstate water into county owned portions of the D&H Canal for recreational purposes. Design and Construction would be a multi year project, with the possibility of Grant Funding. Project would provide additional interpretive elements to the already expansive D&H Canal Linear Park and Interpretive Center owned and operated by the County.	\$ -	Operating								\$ -	Operating	\$ -
		\$ -	ST Debt								\$ -	ST Debt	\$ -
		\$ 1,500,000	LT Debt						\$ 1,500,000	\$ 1,500,000	\$ 1,500,000	LT Debt	\$ -
		\$ -	Existing								\$ -	Existing	\$ -
		\$ -	St Reimb								\$ -	St Reimb	\$ -
		\$ -	Fed Reimb								\$ -	Fed Reimb	\$ -
		\$ -	Other								\$ -	Other	\$ -
	Project Total	\$ 1,500,000	TOTAL	\$ -	\$ -	\$ -	\$ -	\$ -	\$ 1,500,000	\$ 1,500,000	\$ 1,500,000	TOTAL	\$ -
Minisink Battleground & Stone Arch Bridge Restroom Conversion													
	Convert existing vault toilet facilities at Minisink Battleground Park and Stone Arch Bridge Park to flush restrooms. If an environmentally friendly option is chosen, there may be Grant Funding available. The existing facilities are nothing more than concrete pits with seats above them. They are currently a sanitary nightmare and with the conversion to flushable toilets, user satisfaction would increase as well as a more sanitary environment.	\$ -	Operating			\$ 80,000					\$ 80,000	Operating	\$ 80,000
		\$ -	ST Debt								\$ -	ST Debt	\$ -
		\$ 80,000	LT Debt								\$ -	LT Debt	\$ (80,000)
		\$ -	Existing								\$ -	Existing	\$ -
		\$ -	St Reimb								\$ -	St Reimb	\$ -
		\$ -	Fed Reimb								\$ -	Fed Reimb	\$ -
		\$ -	Other								\$ -	Other	\$ -
	Project Total	\$ 80,000	TOTAL	\$ -	\$ -	\$ 80,000	\$ -	\$ -	\$ -	\$ -	\$ 80,000	TOTAL	\$ -

Project Number	Project Description	AMENDED CAPITAL		2015-2020 Recommended CAPITAL PLAN							2015-2020	Funding Source	Increase/Decrease
		2014-2019	Funding Source	2015	2016	2017	2018	2019	2020				
DPW - Parks & Recreation													
DPW - PARKS - BUILDINGS/INFRASTRUCTURE ROLLUP													
	\$ 120,000	Operating	\$ -	\$ 20,000	\$ 80,000	\$ 15,000	\$ -	\$ -	\$ -	\$ 115,000	Operating	\$ (5,000)	
	\$ -	ST Debt	\$ -	\$ -	\$ -	\$ -	\$ -	\$ -	\$ -	\$ -	ST Debt	\$ -	
	\$ 1,980,000	LT Debt	\$ -	\$ -	\$ -	\$ 300,000	\$ 200,000	\$ 1,600,000	\$ 2,100,000	\$ 2,100,000	LT Debt	\$ 120,000	
	\$ -	Existing	\$ -	\$ -	\$ -	\$ -	\$ -	\$ -	\$ -	\$ -	Existing	\$ -	
	\$ -	St Reimb	\$ -	\$ -	\$ -	\$ -	\$ -	\$ -	\$ -	\$ -	St Reimb	\$ -	
	\$ -	Fed Reimb	\$ -	\$ -	\$ -	\$ -	\$ -	\$ -	\$ -	\$ -	Fed Reimb	\$ -	
	\$ 35,000	Other	\$ 135,000	\$ 80,000	\$ -	\$ -	\$ -	\$ -	\$ -	\$ 215,000	Other	\$ 180,000	
Project Total	\$ 2,135,000	TOTAL	\$ 135,000	\$ 100,000	\$ 80,000	\$ 315,000	\$ 200,000	\$ 1,600,000	\$ 2,430,000	TOTAL	\$ 295,000		

Project Number	Project Description	AMENDED CAPITAL		2015-2020 Recommended CAPITAL PLAN							2015-2020	Funding Source	Increase/ (Decrease)	
		2014-2019	Funding Source	2015	2016	2017	2018	2019	2020					
Department of Public Works - Flood Remediation														
Flood Remediation & Stream Maintenance														
	The goal of the program is to implement a proactive inter-municipal flood mitigation and farmland protection program. This program is critical because many properties in northern, central, and western portions of the County are currently vulnerable to significant damages from flood related events. This program would help prevent future flood related events through processes such as stream remediation and over flow channels.	\$ 1,100,000	Operating	\$ 100,000	\$ 150,000	\$ 200,000	\$ 200,000	\$ 200,000	\$ 200,000	\$ 200,000	\$ 1,050,000	Operating	\$ (50,000)	
		\$ -	- ST Debt									\$ -	- ST Debt	\$ -
		\$ -	- LT Debt									\$ -	- LT Debt	\$ -
		\$ -	- Existing									\$ -	- Existing	\$ -
		\$ -	- St Reimb									\$ -	- St Reimb	\$ -
		\$ -	- Fed Reimb									\$ -	- Fed Reimb	\$ -
		\$ -	- Other									\$ -	- Other	\$ -
		Project Total	\$ 1,100,000	TOTAL	\$ 100,000	\$ 150,000	\$ 200,000	\$ 200,000	\$ 200,000	\$ 200,000	\$ 200,000	\$ 1,050,000	TOTAL	\$ (50,000)
FLOOD REMEDIATION & STREAM MAINTENANCE - ROLLUP														
	\$ 1,100,000	Operating	\$ 100,000	\$ 150,000	\$ 200,000	\$ 200,000	\$ 200,000	\$ 200,000	\$ 200,000	\$ 200,000	\$ 1,050,000	Operating	\$ (50,000)	
	\$ -	- ST Debt	\$ -	\$ -	\$ -	\$ -	\$ -	\$ -	\$ -	\$ -	\$ -	- ST Debt	\$ -	
	\$ -	- LT Debt	\$ -	\$ -	\$ -	\$ -	\$ -	\$ -	\$ -	\$ -	\$ -	- LT Debt	\$ -	
	\$ -	- Existing	\$ -	\$ -	\$ -	\$ -	\$ -	\$ -	\$ -	\$ -	\$ -	- Existing	\$ -	
	\$ -	- St Reimb	\$ -	\$ -	\$ -	\$ -	\$ -	\$ -	\$ -	\$ -	\$ -	- St Reimb	\$ -	
	\$ -	- Fed Reimb	\$ -	\$ -	\$ -	\$ -	\$ -	\$ -	\$ -	\$ -	\$ -	- Fed Reimb	\$ -	
	\$ -	- Other	\$ -	\$ -	\$ -	\$ -	\$ -	\$ -	\$ -	\$ -	\$ -	- Other	\$ -	
	Project Total	\$ 1,100,000	TOTAL	\$ 100,000	\$ 150,000	\$ 200,000	\$ 200,000	\$ 200,000	\$ 200,000	\$ 200,000	\$ 1,050,000	TOTAL	\$ (50,000)	

Project Number	Project Description	AMENDED CAPITAL		2015-2020 Recommended CAPITAL PLAN						2015-2020	Funding Source	Increase/Decrease
		2014-2019	Funding Source	2015	2016	2017	2018	2019	2020			
E-911												
	Buildings/Infrastructure											
	Radio Infrastructure											
	Upgrade of the County's Emergency Radio Communication System to improve infrastructure, coverage, function and interoperability among emergency services providers of Sullivan County. This would include improvements to our tower infrastructure, radio shelters, security, microwave links, additional frequencies, end user equipment, and radio transmitters that meet current industry standards. All possible partnerships with inter-county, state, federal and private agencies are being explored to minimize cost and share resources. Grant funding through Homeland Security and other sources will continue to be explored and final County share would be minimized in so far as possible. \$5,450,483 of bond authority already exists.	\$ 1,000,000	Operating							\$ -	Operating	\$ (1,000,000)
			ST Debt							\$ -	ST Debt	\$ -
		\$ 9,123,960	LT Debt							\$ -	LT Debt	\$ (9,123,960)
		\$ -	Existing	\$ 5,450,483						\$ 5,450,483	Existing	\$ 5,450,483
		\$ 1,200,000	St Reimb	\$ 941,833						\$ 941,833	St Reimb	\$ (258,167)
		\$ -	Fed Reimb							\$ -	Fed Reimb	\$ -
		\$ 180,000	Other							\$ -	Other	\$ (180,000)
	Project Total	\$ 11,503,960	TOTAL							\$ 6,392,316	TOTAL	\$ (5,111,644)
	E-911 - BLDG/INFRASTRUCTURE ROLLUP											
		\$ 1,000,000	Operating	\$ -	\$ -	\$ -	\$ -	\$ -	\$ -	\$ -	Operating	\$ (1,000,000)
		\$ -	ST Debt	\$ -	\$ -	\$ -	\$ -	\$ -	\$ -	\$ -	ST Debt	\$ -
		\$ 9,123,960	LT Debt	\$ -	\$ -	\$ -	\$ -	\$ -	\$ -	\$ -	LT Debt	\$ (9,123,960)
		\$ -	Existing	\$ 5,450,483	\$ -	\$ -	\$ -	\$ -	\$ -	\$ 5,450,483	Existing	\$ 5,450,483
		\$ 1,200,000	St Reimb	\$ 941,833	\$ -	\$ -	\$ -	\$ -	\$ -	\$ 941,833	St Reimb	\$ (258,167)
		\$ -	Fed Reimb	\$ -	\$ -	\$ -	\$ -	\$ -	\$ -	\$ -	Fed Reimb	\$ -
		\$ 180,000	Other	\$ -	\$ -	\$ -	\$ -	\$ -	\$ -	\$ -	Other	\$ (180,000)
	Project Total	\$ 11,503,960	TOTAL	\$ 6,392,316	\$ -	\$ -	\$ -	\$ -	\$ -	\$ 6,392,316	TOTAL	\$ (5,111,644)

Project Number	Project Description	AMENDED CAPITAL		2015-2020 Recommended CAPITAL PLAN								Increase/Decrease				
		2014-2019	Funding Source	2015	2016	2017	2018	2019	2020	2015-2020	Funding Source					
Emergency Management																
Vehicles																
SUV																
Chevy Tahoe																
	Replace Public Safety Commissioner's Ford Expedition with a vehicle to be determined Recommend 2016	\$	- Operating		\$ 40,000					\$	40,000	Operating	\$ 40,000			
		\$	- ST Debt							\$	-	ST Debt	\$ -			
		\$	- LT Debt							\$	-	LT Debt	\$ -			
		\$	- Existing							\$	-	Existing	\$ -			
		\$	- St Reimb							\$	-	St Reimb	\$ -			
		\$	- Fed Reimb							\$	-	Fed Reimb	\$ -			
		\$	- Other							\$	-	Other	\$ -			
	Project Total	\$	- TOTAL	\$	- \$ 40,000	\$	-	\$	-	\$	-	\$ 40,000	TOTAL	\$ 40,000		
PUBLIC SAFETY - VEHICLE ROLLUP																
		\$	- Operating	\$	- \$ 40,000	\$	-	\$	-	\$	-	\$ 40,000	Operating	\$ 40,000		
		\$	- ST Debt	\$	-	\$	-	\$	-	\$	-	-	ST Debt	\$ -		
		\$	- LT Debt	\$	-	\$	-	\$	-	\$	-	-	LT Debt	\$ -		
		\$	- Existing	\$	-	\$	-	\$	-	\$	-	-	Existing	\$ -		
		\$	- St Reimb	\$	-	\$	-	\$	-	\$	-	-	St Reimb	\$ -		
		\$	- Fed Reimb	\$	-	\$	-	\$	-	\$	-	-	Fed Reimb	\$ -		
		\$	- Other	\$	-	\$	-	\$	-	\$	-	-	Other	\$ -		
	Project Total	\$	- TOTAL	\$	- \$ 40,000	\$	-	\$	-	\$	-	\$ 40,000	TOTAL	\$ 40,000		
Buildings																
Fire Training Center																
Various Work																
	Install flood lights on poles in outdoor training areas, including entrance roadway.	\$	250,000	Operating	\$	50,000	\$	50,000	\$	50,000	\$	50,000	\$	250,000	Operating	\$ -
		\$	-	ST Debt									\$	-	ST Debt	\$ -
	Purchase outdoor restroom/shower unit for use by students for clean-up after live burn exercises.	\$	-	LT Debt									\$	-	LT Debt	\$ -
	Capital Account Fund Balance	\$	77,000	Existing									\$	-	Existing	\$ (77,000)
		\$	-	St Reimb									\$	-	St Reimb	\$ -
		\$	-	Fed Reimb									\$	-	Fed Reimb	\$ -
		\$	-	Other	\$	50,000							\$	50,000	Other	\$ 50,000
	Project Total	\$	327,000	TOTAL	\$	50,000	\$	50,000	\$	50,000	\$	50,000	\$	300,000	TOTAL	\$ (27,000)
PUBLIC SAFETY - BUILDINGS ROLLUP																
		\$	250,000	Operating	\$	-	\$	50,000	\$	50,000	\$	50,000	\$	250,000	Operating	\$ -
		\$	-	ST Debt	\$	-	\$	-	\$	-	\$	-	\$	-	ST Debt	\$ -
		\$	-	LT Debt	\$	-	\$	-	\$	-	\$	-	\$	-	LT Debt	\$ -
		\$	77,000	Existing	\$	-	\$	-	\$	-	\$	-	\$	-	Existing	\$ (77,000)
		\$	-	St Reimb	\$	-	\$	-	\$	-	\$	-	\$	-	St Reimb	\$ -
		\$	-	Fed Reimb	\$	-	\$	-	\$	-	\$	-	\$	-	Fed Reimb	\$ -
		\$	-	Other	\$	50,000	\$	-	\$	-	\$	-	\$	50,000	Other	\$ 50,000
	Project Total	\$	327,000	TOTAL	\$	50,000	\$	50,000	\$	50,000	\$	50,000	\$	300,000	TOTAL	\$ (27,000)

Project Number	Project Description	AMENDED CAPITAL		2015-2020 Recommended CAPITAL PLAN							2015-2020	Funding Source	Increase/Decrease
		2014-2019	Funding Source	2015	2016	2017	2018	2019	2020				
Management Information Systems													
Equipment													
MIS													
	2014 - Core and Edge Switch Replacements \$800,000 one-time project costs to be financed over 5 years.	\$ -	Operating								\$ -	Operating	\$ -
		\$ -	ST Debt								\$ -	ST Debt	\$ -
		\$ -	LT Debt								\$ -	LT Debt	\$ -
	No operating budget increase is expected as a reallocation of existing appropriations.	\$ -	Existing								\$ -	Existing	\$ -
		\$ -	St Reimb								\$ -	St Reimb	\$ -
		\$ -	Fed Reimb								\$ -	Fed Reimb	\$ -
		\$ 800,000	Other								\$ -	Other	\$ (800,000)
	Project Total	\$ 800,000	TOTAL	\$ -	\$ -	\$ -	\$ -	\$ -	\$ -	\$ -	\$ -	TOTAL	\$ (800,000)
MIS - EQUIPMENT ROLLUP													
		\$ -	Operating	\$ -	\$ -	\$ -	\$ -	\$ -	\$ -	\$ -	\$ -	Operating	\$ -
		\$ -	ST Debt	\$ -	\$ -	\$ -	\$ -	\$ -	\$ -	\$ -	\$ -	ST Debt	\$ -
		\$ -	LT Debt	\$ -	\$ -	\$ -	\$ -	\$ -	\$ -	\$ -	\$ -	LT Debt	\$ -
		\$ -	Existing	\$ -	\$ -	\$ -	\$ -	\$ -	\$ -	\$ -	\$ -	Existing	\$ -
		\$ -	St Reimb	\$ -	\$ -	\$ -	\$ -	\$ -	\$ -	\$ -	\$ -	St Reimb	\$ -
		\$ -	Fed Reimb	\$ -	\$ -	\$ -	\$ -	\$ -	\$ -	\$ -	\$ -	Fed Reimb	\$ -
		\$ 800,000	Other	\$ -	\$ -	\$ -	\$ -	\$ -	\$ -	\$ -	\$ -	Other	\$ (800,000)
	Project Total	\$ 800,000	TOTAL	\$ -	\$ -	\$ -	\$ -	\$ -	\$ -	\$ -	\$ -	TOTAL	\$ (800,000)

Project Number	Project Description	AMENDED CAPITAL		2015-2020 Recommended CAPITAL PLAN							2015-2020	Funding Source	Increase/Decrease	
		2014-2019	Funding Source	2015	2016	2017	2018	2019	2020					
Public Health Nursing														
Equipment														
Public Health Nursing Storage Equipment														
	One 8 ft X 20 ft (min. size) metal storage container needed to store prog. materials	\$ 7,197	Operating									\$ -	Operating	\$ (7,197)
		\$ -	ST Debt									\$ -	ST Debt	\$ -
		\$ -	LT Debt									\$ -	LT Debt	\$ -
		\$ -	Existing									\$ -	Existing	\$ -
	'6 steel shelf units plus 1 starter unit and 2 add-on units (for storage container)	\$ 4,048	St Reimb									\$ -	St Reimb	\$ (4,048)
		\$ -	Fed Reimb									\$ -	Fed Reimb	\$ -
		\$ -	Other									\$ -	Other	\$ -
	Project Total	\$ 11,245	TOTAL	\$ -	\$ -	\$ -	\$ -	\$ -	\$ -	\$ -	\$ -	\$ -	TOTAL	\$ (11,245)
PUBLIC HEALTH - EQUIPMENT ROLLUP														
		\$ 7,197	Operating	\$ -	\$ -	\$ -	\$ -	\$ -	\$ -	\$ -	\$ -	\$ -	Operating	\$ (7,197)
		\$ -	ST Debt	\$ -	\$ -	\$ -	\$ -	\$ -	\$ -	\$ -	\$ -	\$ -	ST Debt	\$ -
		\$ -	LT Debt	\$ -	\$ -	\$ -	\$ -	\$ -	\$ -	\$ -	\$ -	\$ -	LT Debt	\$ -
		\$ -	Existing	\$ -	\$ -	\$ -	\$ -	\$ -	\$ -	\$ -	\$ -	\$ -	Existing	\$ -
		\$ 4,048	St Reimb	\$ -	\$ -	\$ -	\$ -	\$ -	\$ -	\$ -	\$ -	\$ -	St Reimb	\$ (4,048)
		\$ -	Fed Reimb	\$ -	\$ -	\$ -	\$ -	\$ -	\$ -	\$ -	\$ -	\$ -	Fed Reimb	\$ -
		\$ -	Other	\$ -	\$ -	\$ -	\$ -	\$ -	\$ -	\$ -	\$ -	\$ -	Other	\$ -
	Project Total	\$ 11,245	TOTAL	\$ -	\$ -	\$ -	\$ -	\$ -	\$ -	\$ -	\$ -	\$ -	TOTAL	\$ (11,245)
Vehicles														
Public Health Nursing Cars														
	2015 - 5 Ford Focus (Replacements) \$17,925 each, Recommend 2	\$ 594,218	Operating	\$ 37,554	\$ 98,579	\$ 96,056	\$ 114,770	\$ 128,725	\$ 135,161	\$ 610,845	Operating	\$ 16,627		
	2016 - 5 Ford Focus (Replacements) \$18,820 each	\$ -	ST Debt	\$ -	\$ -	\$ -	\$ -	\$ -	\$ -	\$ -	ST Debt	\$ -		
	2017 - 5 Ford Focus (Replacements) \$19,760 each	\$ -	LT Debt	\$ -	\$ -	\$ -	\$ -	\$ -	\$ -	\$ -	LT Debt	\$ -		
	2018 - 6 Ford Focus (Replacements) \$20,750 each	\$ -	Existing	\$ -	\$ -	\$ -	\$ -	\$ -	\$ -	\$ -	Existing	\$ -		
	2019 - 6 Ford Focus (Replacements) \$21,800 each	\$ 29,902	St Reimb	\$ -	\$ -	\$ -	\$ -	\$ -	\$ -	\$ -	St Reimb	\$ (29,902)		
	2020 - 6 Ford Focus (Replacements) \$22,890 each	\$ -	Fed Reimb	\$ -	\$ -	\$ -	\$ -	\$ -	\$ -	\$ -	Fed Reimb	\$ -		
		\$ -	Other	\$ -	\$ -	\$ -	\$ -	\$ -	\$ -	\$ -	Other	\$ -		
	Project Total	\$ 624,120	TOTAL	\$ 37,554.00	\$ 98,579.00	\$ 96,056.00	\$ 114,770.00	\$ 128,725.00	\$ 135,161.00	\$ 610,845	TOTAL	\$ (13,275)		
PUBLIC HEALTH - VEHICLE ROLLUP														
		\$ 594,218	Operating	\$ 37,554	\$ 98,579	\$ 96,056	\$ 114,770	\$ 128,725	\$ 135,161	\$ 610,845	Operating	\$ 16,627		
		\$ -	ST Debt	\$ -	\$ -	\$ -	\$ -	\$ -	\$ -	\$ -	ST Debt	\$ -		
		\$ -	LT Debt	\$ -	\$ -	\$ -	\$ -	\$ -	\$ -	\$ -	LT Debt	\$ -		
		\$ -	Existing	\$ -	\$ -	\$ -	\$ -	\$ -	\$ -	\$ -	Existing	\$ -		
		\$ 29,902	St Reimb	\$ -	\$ -	\$ -	\$ -	\$ -	\$ -	\$ -	St Reimb	\$ (29,902)		
		\$ -	Fed Reimb	\$ -	\$ -	\$ -	\$ -	\$ -	\$ -	\$ -	Fed Reimb	\$ -		
		\$ -	Other	\$ -	\$ -	\$ -	\$ -	\$ -	\$ -	\$ -	Other	\$ -		
	Project Total	\$ 624,120	TOTAL	\$ 37,554	\$ 98,579	\$ 96,056	\$ 114,770	\$ 128,725	\$ 135,161	\$ 610,845	TOTAL	\$ (13,275)		

Project Number	Project Description	AMENDED CAPITAL		2015-2020 Recommended CAPITAL PLAN							2015-2020	Funding Source	Increase/Decrease		
		2014-2019	Funding Source	2015	2016	2017	2018	2019	2020						
Sullivan County Community College															
Buildings															
CAST Building/Infrastructure															
Construct a new 62,000 sqft building with a design that teaches occupants about sustainability using various concepts such as Building materials w/ recycled content, 50% of construction waste recycled, maximize natural daylighting of interiors, use of renewable/green energy sources such as geothermal and wind power, etc. This project was approved by NYS when it adopted the 08-09 operating budget.		\$	- Operating									\$	- Operating	\$	-
		\$	- ST Debt								\$	- ST Debt	\$	-	
		\$ 10,000,000	LT Debt								\$	- LT Debt	\$	(10,000,000)	
		\$	- Existing								\$	- Existing	\$	-	
		\$ 10,000,000	St Reimb								\$	- St Reimb	\$	(10,000,000)	
		\$	- Fed Reimb								\$	- Fed Reimb	\$	-	
		\$	- Other								\$	- Other	\$	-	
Project Total		\$ 20,000,000	TOTAL	\$	-	\$	-	\$	-	\$	-	\$	-	\$	(20,000,000)
GREEN TECH PARK															
The Green Tech Park will be approx a 33 acre commerce park that will accomodate green and alt energy businesses and suppliers. SC will create a development ready site for green and alternative energy businesses to capitalize on the new green energy market niche that can enhance economic development and advance higher education as a significant multiplier for Sullivan County and teh regional economy.		\$	- Operating									\$	- Operating	\$	-
		\$	- ST Debt								\$	- ST Debt	\$	-	
		\$	- LT Debt								\$	- LT Debt	\$	-	
		\$	- Existing								\$	- Existing	\$	-	
		\$	- St Reimb								\$	- St Reimb	\$	-	
		\$	- Fed Reimb								\$	- Fed Reimb	\$	-	
		\$	- Other								\$	- Other	\$	-	
Project Total		\$	- TOTAL	\$	-	\$	-	\$	-	\$	-	\$	-	\$	-
SCCC - BUILDINGS ROLLUP															
		\$	- Operating	\$	-	\$	-	\$	-	\$	-	\$	- Operating	\$	-
		\$	- ST Debt	\$	-	\$	-	\$	-	\$	-	\$	- ST Debt	\$	-
		\$ 10,000,000	LT Debt	\$	-	\$	-	\$	-	\$	-	\$	- LT Debt	\$	(10,000,000)
		\$	- Existing	\$	-	\$	-	\$	-	\$	-	\$	- Existing	\$	-
		\$ 10,000,000	St Reimb	\$	-	\$	-	\$	-	\$	-	\$	- St Reimb	\$	(10,000,000)
		\$	- Fed Reimb	\$	-	\$	-	\$	-	\$	-	\$	- Fed Reimb	\$	-
		\$	- Other	\$	-	\$	-	\$	-	\$	-	\$	- Other	\$	-
Project Total		\$ 20,000,000	TOTAL	\$	-	\$	-	\$	-	\$	-	\$	-	\$	(20,000,000)

Project Number	Project Description	AMENDED CAPITAL		2015-2020 Recommended CAPITAL PLAN							2015-2020	Funding Source	Increase/Decrease			
		2014-2019	Funding Source	2015	2016	2017	2018	2019	2020							
Sheriff																
Equipment																
Sheriff																
Homeland Security Equipment																
Various equipment and/or vehicle purchases funded through Federal Homeland Security Grants. The Sheriff's Office receives grant funding annually from the Office of Homeland Security. Each grant spans multiple years. To date, these funds have been budgeted and spent on equipment items based upon the needs of the Sheriff's Office.		\$	- Operating								\$	- Operating	\$ -			
		\$	- ST Debt								\$	- ST Debt	\$ -			
		\$	- LT Debt								\$	- LT Debt	\$ -			
		\$	- Existing								\$	- Existing	\$ -			
		\$	- St Reimb								\$	- St Reimb	\$ -			
		\$	175,000 Fed Reimb	\$	170,000						\$	170,000 Fed Reimb	\$ (5,000)			
		\$	- Other								\$	- Other	\$ -			
Project Total		\$	175,000 TOTAL	\$	170,000	\$ -	\$ -	\$ -	\$ -	\$ -	\$	170,000 TOTAL	\$ (5,000)			
SHERIFF - EQUIPMENT ROLLUP																
		\$	- Operating	\$	-	\$ -	\$ -	\$ -	\$ -	\$ -	\$	- Operating	\$ -			
		\$	- ST Debt	\$	-	\$ -	\$ -	\$ -	\$ -	\$ -	\$	- ST Debt	\$ -			
		\$	- LT Debt	\$	-	\$ -	\$ -	\$ -	\$ -	\$ -	\$	- LT Debt	\$ -			
		\$	- Existing	\$	-	\$ -	\$ -	\$ -	\$ -	\$ -	\$	- Existing	\$ -			
		\$	- St Reimb	\$	-	\$ -	\$ -	\$ -	\$ -	\$ -	\$	- St Reimb	\$ -			
		\$	175,000 Fed Reimb	\$	170,000	\$ -	\$ -	\$ -	\$ -	\$ -	\$	170,000 Fed Reimb	\$ (5,000)			
		\$	- Other	\$	-	\$ -	\$ -	\$ -	\$ -	\$ -	\$	- Other	\$ -			
Project Total		\$	175,000 TOTAL	\$	170,000	\$ -	\$ -	\$ -	\$ -	\$ -	\$	170,000 TOTAL	\$ (5,000)			
Vehicles																
Sheriff: Patrol																
Police Cars																
2015 - 6 Police Cars (Replacement) \$28K each Recommend 4		\$	1,316,000 Operating	\$	112,000	\$	224,000	\$	224,000	\$	224,000	\$	224,000	\$	1,232,000 Operating	\$ (84,000)
2016 - 12 Police Cars (Replacement) \$28K each		\$	- ST Debt									\$	- ST Debt	\$ -		
2017 - 6 Police Cars (Replacement) \$28K each		\$	- LT Debt									\$	- LT Debt	\$ -		
2018 - 14 Police Cars (Replacement) \$28K each,		\$	- Existing									\$	- Existing	\$ -		
2019 - 5 Police Cars (Replacement) \$28K each		\$	- St Reimb									\$	- St Reimb	\$ -		
2020 - 10 Police Cars (Replacement) \$28K each		\$	- Fed Reimb									\$	- Fed Reimb	\$ -		
		\$	- Other									\$	- Other	\$ -		
Project Total		\$	1,316,000 TOTAL	\$	112,000	\$	224,000	\$	224,000	\$	224,000	\$	224,000	\$	1,232,000 TOTAL	\$ (84,000)
SHERIFF - VEHICLE ROLLUP																
		\$	1,316,000 Operating	\$	112,000	\$	224,000	\$	224,000	\$	224,000	\$	224,000	\$	1,232,000 Operating	\$ (84,000)
		\$	- ST Debt	\$	-	\$ -	\$ -	\$ -	\$ -	\$ -	\$	- ST Debt	\$ -			
		\$	- LT Debt	\$	-	\$ -	\$ -	\$ -	\$ -	\$ -	\$	- LT Debt	\$ -			
		\$	- Existing	\$	-	\$ -	\$ -	\$ -	\$ -	\$ -	\$	- Existing	\$ -			
		\$	- St Reimb	\$	-	\$ -	\$ -	\$ -	\$ -	\$ -	\$	- St Reimb	\$ -			
		\$	- Fed Reimb	\$	-	\$ -	\$ -	\$ -	\$ -	\$ -	\$	- Fed Reimb	\$ -			
		\$	- Other	\$	-	\$ -	\$ -	\$ -	\$ -	\$ -	\$	- Other	\$ -			
Project Total		\$	1,316,000 TOTAL	\$	112,000	\$	224,000	\$	224,000	\$	224,000	\$	224,000	\$	1,232,000 TOTAL	\$ (84,000)

Project Number	Project Description	AMENDED CAPITAL		2015-2020 Recommended CAPITAL PLAN							2015-2020	Funding Source	Increase/Decrease				
		2014-2019	Funding Source	2015	2016	2017	2018	2019	2020								
DPW - Solid Waste																	
Equipment																	
Loaders																	
Replace 3 Loaders																	
2016 - Replace 1 Wheel Loader		\$	- Operating								\$	- Operating	\$	-			
2017 - Replace 1 Skid Steer Loader		\$	- ST Debt								\$	- ST Debt	\$	-			
2018 - Replace 1 Wheel Loader		\$	580,000 LT Debt			\$	255,000	\$	75,000	\$	250,000	\$	580,000 LT Debt	\$	-		
		\$	- Existing									\$	- Existing	\$	-		
		\$	- St Reimb									\$	- St Reimb	\$	-		
		\$	- Fed Reimb									\$	- Fed Reimb	\$	-		
		\$	- Other									\$	- Other	\$	-		
Project Total		\$	580,000	TOTAL	\$	-	\$	-	\$	255,000	\$	75,000	\$	250,000	\$	-	
Containers																	
Various Types of Containers																	
2015 - 2 open top containers, 3 closed top containers		\$	- Operating									\$	- Operating	\$	-		
2016 - 2 closed top containers		\$	- ST Debt	\$	57,000	\$	24,000	\$	26,000	\$	56,000	\$	56,000	\$	219,000	\$	219,000
2017 - 2 closed top containers		\$	577,000 LT Debt									\$	- LT Debt	\$	(577,000)		
2018 - 4 closed top containers		\$	- Existing									\$	- Existing	\$	-		
2019 - 4 closed top containers		\$	- St Reimb									\$	- St Reimb	\$	-		
		\$	- Fed Reimb									\$	- Fed Reimb	\$	-		
		\$	- Other									\$	- Other	\$	-		
Project Total		\$	577,000	TOTAL	\$	57,000	\$	24,000	\$	26,000	\$	56,000	\$	56,000	\$	-	
Trailers																	
2015 - Replace 3 trailers		\$	113,000 Operating									\$	- Operating	\$	(113,000)		
2016 - Replace 2 trailers		\$	- ST Debt	\$	180,000	\$	124,000		\$	128,000		\$	432,000	\$	432,000		
2018 - Replace 2 trailers		\$	- LT Debt									\$	- LT Debt	\$	-		
		\$	- Existing									\$	- Existing	\$	-		
		\$	- St Reimb									\$	- St Reimb	\$	-		
		\$	- Fed Reimb									\$	- Fed Reimb	\$	-		
		\$	- Other									\$	- Other	\$	-		
Project Total		\$	113,000	TOTAL	\$	180,000	\$	124,000	\$	-	\$	128,000	\$	-	\$	432,000	
Backhoes																	
4WD Backhoes																	
The backhoes are necessary for the operation of the transfer stations (pushing waste into compactors and C&D waste containers. Several of them have very high hours and are in poor condition.		\$	- Operating			\$	95,000	\$	100,000			\$	195,000	Operating	\$	195,000	
2017 - 1 4WD Backhoe		\$	- ST Debt									\$	- ST Debt	\$	-		
2018 - 1 4WD Backhoe		\$	468,000 LT Debt									\$	- LT Debt	\$	(468,000)		
		\$	- Existing									\$	- Existing	\$	-		
		\$	- St Reimb									\$	- St Reimb	\$	-		
		\$	- Fed Reimb									\$	- Fed Reimb	\$	-		
		\$	- Other									\$	- Other	\$	-		
Project Total		\$	468,000	TOTAL	\$	-	\$	-	\$	95,000	\$	100,000	\$	-	\$	195,000	
Mower																	
Side Slope Mower																	
2016 - Side Slope Mower		\$	- Operating		\$	75,000						\$	75,000	Operating	\$	75,000	
		\$	- ST Debt									\$	- ST Debt	\$	-		
Mowers are required to maintain Landfill property per NYSDEC requirements; current mowers are worn out.		\$	70,000 LT Debt									\$	- LT Debt	\$	(70,000)		
		\$	- Existing									\$	- Existing	\$	-		
		\$	- St Reimb									\$	- St Reimb	\$	-		
		\$	- Fed Reimb									\$	- Fed Reimb	\$	-		
		\$	- Other									\$	- Other	\$	-		
Project Total		\$	70,000	TOTAL	\$	-	\$	75,000	\$	-	\$	-	\$	-	\$	75,000	

Project Number	Project Description	AMENDED CAPITAL		2015-2020 Recommended CAPITAL PLAN							2015-2020	Funding Source	Increase/Decrease
		2014-2019	Funding Source	2015	2016	2017	2018	2019	2020				
DPW - Solid Waste													
Misc Equipment													
Loading Dock Levelers													
2014 - (2) Loading Dock Levelers @ \$13,000 ea. The load levelers in the stations are in poor condition.		\$ 26,000	Operating								\$ -	Operating	\$ (26,000)
		\$ -	ST Debt								\$ -	ST Debt	\$ -
		\$ -	LT Debt								\$ -	LT Debt	\$ -
		\$ -	Existing								\$ -	Existing	\$ -
		\$ -	St Reimb								\$ -	St Reimb	\$ -
		\$ -	Fed Reimb								\$ -	Fed Reimb	\$ -
		\$ -	Other								\$ -	Other	\$ -
Project Total		\$ 26,000	TOTAL	\$ -	\$ -	\$ -	\$ -	\$ -	\$ -	\$ -	\$ -	TOTAL	\$ (26,000)
Forklift													
Replace Forklift													
2018 - Replace 1 forklift		\$ 35,000	Operating			\$ 35,000					\$ 35,000	Operating	\$ -
		\$ -	ST Debt								\$ -	ST Debt	\$ -
		\$ -	LT Debt								\$ -	LT Debt	\$ -
		\$ -	Existing								\$ -	Existing	\$ -
		\$ -	St Reimb								\$ -	St Reimb	\$ -
		\$ -	Fed Reimb								\$ -	Fed Reimb	\$ -
		\$ -	Other								\$ -	Other	\$ -
Project Total		\$ 35,000	TOTAL	\$ -	\$ -	\$ 35,000	\$ -	\$ -	\$ -	\$ -	\$ 35,000	TOTAL	\$ -
DPW - SOLID WASTE: EQUIPMENT ROLLUP													
		\$ 174,000	Operating	\$ -	\$ 75,000	\$ 95,000	\$ 135,000	\$ -	\$ -	\$ -	\$ 305,000	Operating	\$ 131,000
		\$ -	ST Debt	\$ 237,000	\$ 148,000	\$ 26,000	\$ 184,000	\$ 56,000	\$ -	\$ -	\$ 651,000	ST Debt	\$ 651,000
		\$ 1,695,000	LT Debt	\$ -	\$ -	\$ 255,000	\$ 75,000	\$ 250,000	\$ -	\$ -	\$ 580,000	LT Debt	\$ (1,115,000)
		\$ -	Existing	\$ -	\$ -	\$ -	\$ -	\$ -	\$ -	\$ -	\$ -	Existing	\$ -
		\$ -	St Reimb	\$ -	\$ -	\$ -	\$ -	\$ -	\$ -	\$ -	\$ -	St Reimb	\$ -
		\$ -	Fed Reimb	\$ -	\$ -	\$ -	\$ -	\$ -	\$ -	\$ -	\$ -	Fed Reimb	\$ -
		\$ -	Other	\$ -	\$ -	\$ -	\$ -	\$ -	\$ -	\$ -	\$ -	Other	\$ -
Project Total		\$ 1,869,000	TOTAL	\$ 237,000	\$ 223,000	\$ 376,000	\$ 394,000	\$ 306,000	\$ -	\$ -	\$ 1,536,000	TOTAL	\$ (333,000)
Vehicles													
Tractor													
Tractor to pull trailers													
2019 - (1) Tractor to pull trailers		\$ -	Operating								\$ -	Operating	\$ -
		\$ -	ST Debt								\$ -	ST Debt	\$ -
		\$ 130,000	LT Debt				\$ 150,000				\$ 150,000	LT Debt	\$ 20,000
		\$ -	Existing								\$ -	Existing	\$ -
		\$ -	St Reimb								\$ -	St Reimb	\$ -
		\$ -	Fed Reimb								\$ -	Fed Reimb	\$ -
		\$ -	Other								\$ -	Other	\$ -
Project Total		\$ 130,000	TOTAL	\$ -	\$ -	\$ -	\$ 150,000	\$ -	\$ -	\$ -	\$ 150,000	TOTAL	\$ 20,000

Project Number	Project Description	AMENDED CAPITAL		2015-2020 Recommended CAPITAL PLAN							2015-2020	Funding Source	Increase/Decrease	
		2014-2019	Funding Source	2015	2016	2017	2018	2019	2020					
DPW - Solid Waste														
DPW - SOLID WASTE: VEHICLE ROLLUP														
		\$ -	Operating	\$ -	\$ -	\$ -	\$ -	\$ -	\$ -	\$ -	\$ -	- Operating	\$ -	
		\$ -	ST Debt	\$ -	\$ -	\$ -	\$ -	\$ -	\$ -	\$ -	\$ -	- ST Debt	\$ -	
		\$ 130,000	LT Debt	\$ -	\$ -	\$ -	\$ -	\$ 150,000	\$ -	\$ -	\$ 150,000	LT Debt	\$ 20,000	
		\$ -	Existing	\$ -	\$ -	\$ -	\$ -	\$ -	\$ -	\$ -	\$ -	- Existing	\$ -	
		\$ -	St Reimb	\$ -	\$ -	\$ -	\$ -	\$ -	\$ -	\$ -	\$ -	- St Reimb	\$ -	
		\$ -	Fed Reimb	\$ -	\$ -	\$ -	\$ -	\$ -	\$ -	\$ -	\$ -	- Fed Reimb	\$ -	
		\$ -	Other	\$ -	\$ -	\$ -	\$ -	\$ -	\$ -	\$ -	\$ -	- Other	\$ -	
	Project Total	\$ 130,000	TOTAL	\$ -	\$ -	\$ -	\$ -	\$ 150,000	\$ -	\$ -	\$ 150,000	TOTAL	\$ 20,000	
Buildings/Infrastructure														
Solid Waste														
Landfill Perimeter Security Fence														
	Installation of the remainder of perimeter security fencing at the Sullivan County Landfill. The estimated total linear footage of the fence would be 10,000 feet and will enclose the inactive landfill, Phase I landfill, and proposed MRF/Transfer Station. After hours, ATV activity has been occurring as well as isolated incidents of vandalism. Given the circumstances, acts of vandalism or sabotage could result in fires or the release of hazardous substances. Landfill Closure Fund Balance.	\$ 225,000	Operating									\$ -	Operating	\$ (225,000)
		\$ -	ST Debt									\$ -	ST Debt	\$ -
		\$ -	LT Debt									\$ -	LT Debt	\$ -
		\$ -	Existing									\$ -	Existing	\$ -
		\$ -	St Reimb									\$ -	St Reimb	\$ -
		\$ -	Fed Reimb									\$ -	Fed Reimb	\$ -
		\$ -	Other	\$ 75,000	\$ 75,000	\$ 75,000					\$ 225,000	Other	\$ 225,000	
	Project Total	\$ 225,000	TOTAL	\$ 75,000	\$ 75,000	\$ 75,000	\$ -	\$ -	\$ -	\$ -	\$ 225,000	TOTAL	\$ -	
Solid Waste														
Ferndale Transfer Station Paving														
	1,000 total square yards (2") overlay of existing asphalt by in-house forces. Existing pavement has recently had increased commercial truck traffic.	\$ 20,000	Operating		\$ 20,000						\$ 20,000	Operating	\$ -	
		\$ -	ST Debt								\$ -	ST Debt	\$ -	
		\$ -	LT Debt								\$ -	LT Debt	\$ -	
		\$ -	Existing								\$ -	Existing	\$ -	
		\$ -	St Reimb								\$ -	St Reimb	\$ -	
		\$ -	Fed Reimb								\$ -	Fed Reimb	\$ -	
		\$ -	Other								\$ -	Other	\$ -	
	Project Total	\$ 20,000	TOTAL	\$ -	\$ 20,000	\$ -	\$ -	\$ -	\$ -	\$ -	\$ 20,000	TOTAL	\$ -	
Solid Waste														
Mamakating Transfer Station Paving														
	5,000 total square yards of pavement rehabilitation as follows: 2,700 square yards (6") of full depth replacement with asphalt removal and sub base drainage repair 2,300 square yards (2") overlay of existing asphalt	\$ -	Operating								\$ -	Operating	\$ -	
		\$ -	ST Debt	\$ 185,000							\$ 185,000	ST Debt	\$ 185,000	
		\$ 185,000	LT Debt								\$ -	LT Debt	\$ (185,000)	
		\$ -	Existing								\$ -	Existing	\$ -	
		\$ -	St Reimb								\$ -	St Reimb	\$ -	
		\$ -	Fed Reimb								\$ -	Fed Reimb	\$ -	
		\$ -	Other								\$ -	Other	\$ -	
	Project Total	\$ 185,000	TOTAL	\$ 185,000	\$ -	\$ -	\$ -	\$ -	\$ -	\$ -	\$ 185,000	TOTAL	\$ -	

Project Number	Project Description	AMENDED CAPITAL		2015-2020 Recommended CAPITAL PLAN							2015-2020	Funding Source	Increase/Decrease
		2014-2019	Funding Source	2015	2016	2017	2018	2019	2020				
DPW - Solid Waste													
Solid Waste													
Resurface various locations with asphalt pavement													
The existing paved areas throughout the SCSL are aging and have cracking and rutting developing. This project is proposed to true and level and resurface various areas.		\$ 100,000	Operating								\$ -	Operating	\$ (100,000)
		\$ -	ST Debt	\$ 50,000	\$ 50,000						\$ 100,000	ST Debt	\$ 100,000
		\$ -	LT Debt								\$ -	LT Debt	\$ -
		\$ -	Existing								\$ -	Existing	\$ -
		\$ -	St Reimb								\$ -	St Reimb	\$ -
		\$ -	Fed Reimb								\$ -	Fed Reimb	\$ -
		\$ -	Other								\$ -	Other	\$ -
Project Total		\$ 100,000	TOTAL	\$ 50,000	\$ 50,000	\$ -	\$ -	\$ -	\$ -	\$ -	\$ 100,000	TOTAL	\$ -
Solid Waste													
Remove and replace two lechate storage tanks													
The SCSL permits require that leachate from the capped landfills be collected and disposed of. At this time two of the four leachate tanks have developed leaks and are no longer servicable. The two failed tanks must be removed and replaced as the remaining two are reaching the end of their service lives. R		\$ -	Operating								\$ -	Operating	\$ -
		\$ -	ST Debt								\$ -	ST Debt	\$ -
		\$ 400,000	LT Debt								\$ -	LT Debt	\$ (400,000)
		\$ -	Existing								\$ -	Existing	\$ -
		\$ -	St Reimb								\$ -	St Reimb	\$ -
		\$ -	Fed Reimb								\$ -	Fed Reimb	\$ -
		\$ -	Other	\$ 100,000	\$ 300,000						\$ 400,000	Other	\$ 400,000
Project Total		\$ 400,000	TOTAL	\$ 100,000	\$ 300,000	\$ -	\$ -	\$ -	\$ -	\$ -	\$ 400,000	TOTAL	\$ -
Solid Waste													
Western Transfer Station 3 Phase Electric													
Western Sullivan transfer Station is in need of three phase electrical service which would allow for the installation of compactor roll-off containers for the municipal solid waste received at this transfer station. The lack of compaction capability at Western Sullivan has resulted in windblown litter on/off the site in addition to problems with bears foraging for food in the dumpsters. The NYSDEC has also indicated that the County must take measures to prevent the open top containers from leaking effluent ,which could result in fines. 2016		\$ -	Operating								\$ -	Operating	\$ -
		\$ -	ST Debt								\$ -	ST Debt	\$ -
		\$ 130,000	LT Debt								\$ -	LT Debt	\$ (130,000)
		\$ -	Existing								\$ -	Existing	\$ -
		\$ -	St Reimb								\$ -	St Reimb	\$ -
		\$ -	Fed Reimb								\$ -	Fed Reimb	\$ -
		\$ -	Other	\$ 130,000							\$ 130,000	Other	\$ 130,000
Project Total		\$ 130,000	TOTAL	\$ -	\$ 130,000	\$ -	\$ -	\$ -	\$ -	\$ -	\$ 130,000	TOTAL	\$ -
DPW - SOLID WASTE: BUILDING/INFRASTRUCTURE ROLLUP													
		\$ 345,000	Operating	\$ -	\$ 20,000	\$ -	\$ -	\$ -	\$ -	\$ -	\$ 20,000	Operating	\$ (325,000)
		\$ -	ST Debt	\$ 235,000	\$ 50,000	\$ -	\$ -	\$ -	\$ -	\$ -	\$ 285,000	ST Debt	\$ 285,000
		\$ 715,000	LT Debt	\$ -	\$ -	\$ -	\$ -	\$ -	\$ -	\$ -	\$ -	LT Debt	\$ (715,000)
		\$ -	Existing	\$ -	\$ -	\$ -	\$ -	\$ -	\$ -	\$ -	\$ -	Existing	\$ -
		\$ -	St Reimb	\$ -	\$ -	\$ -	\$ -	\$ -	\$ -	\$ -	\$ -	St Reimb	\$ -
		\$ -	Fed Reimb	\$ -	\$ -	\$ -	\$ -	\$ -	\$ -	\$ -	\$ -	Fed Reimb	\$ -
		\$ -	Other	\$ 175,000	\$ 505,000	\$ 75,000	\$ -	\$ -	\$ -	\$ -	\$ 755,000	Other	\$ 755,000
Project Total		\$ 1,060,000	TOTAL	\$ 410,000	\$ 575,000	\$ 75,000	\$ -	\$ -	\$ -	\$ -	\$ 1,060,000	TOTAL	\$ -

Project Number	Project Description	AMENDED CAPITAL		2015-2020 Recommended CAPITAL PLAN							Funding Source	Increase/Decrease
		2014-2019	Funding Source	2015	2016	2017	2018	2019	2020	2015-2020		
DPW - Transportation												
Vehicles												
Transportation												
	2015 - (1) State contract car & (2) 15 passenger van	\$ -	Operating	\$ 72,000	\$ 75,000	\$ 124,000	\$ 26,000	\$ 98,500		\$ 395,500	Operating	\$ 395,500
	2016 - (3) 15 passenger van	\$ -	ST Debt							\$ -	ST Debt	\$ -
	2017 - (2) 15 passenger van & (1) 16 passenger bus	\$ 155,000	LT Debt							\$ -	LT Debt	\$ (155,000)
	2018 - (1) 15 passenger van	\$ -	Existing							\$ -	Existing	\$ -
	2019 - (1) 15 passenger van & (1) 15 passenger bus	\$ -	St Reimb							\$ -	St Reimb	\$ -
		\$ -	Fed Reimb							\$ -	Fed Reimb	\$ -
		\$ -	Other							\$ -	Other	\$ -
	Project Total	\$ 155,000	TOTAL	\$ 72,000	\$ 75,000	\$ 124,000	\$ 26,000	\$ 98,500	\$ -	\$ 395,500	TOTAL	\$ 240,500
PROBATION - VEHICLE ROLLUP												
		\$ -	Operating	\$ 72,000	\$ 75,000	\$ 124,000	\$ 26,000	\$ 98,500	\$ -	\$ 395,500	Operating	\$ 395,500
		\$ -	ST Debt	\$ -	\$ -	\$ -	\$ -	\$ -	\$ -	\$ -	ST Debt	\$ -
		\$ 155,000	LT Debt	\$ -	\$ -	\$ -	\$ -	\$ -	\$ -	\$ -	LT Debt	\$ (155,000)
		\$ -	Existing	\$ -	\$ -	\$ -	\$ -	\$ -	\$ -	\$ -	Existing	\$ -
		\$ -	St Reimb	\$ -	\$ -	\$ -	\$ -	\$ -	\$ -	\$ -	St Reimb	\$ -
		\$ -	Fed Reimb	\$ -	\$ -	\$ -	\$ -	\$ -	\$ -	\$ -	Fed Reimb	\$ -
		\$ -	Other	\$ -	\$ -	\$ -	\$ -	\$ -	\$ -	\$ -	Other	\$ -
	Project Total	\$ 155,000	TOTAL	\$ 72,000	\$ 75,000	\$ 124,000	\$ 26,000	\$ 98,500	\$ -	\$ 395,500	TOTAL	\$ 240,500

Project Number	Project Description	AMENDED CAPITAL		2015-2020 Recommended CAPITAL PLAN							2015-2020	Funding Source	Increase/Decrease
		2014-2019	Funding Source	2015	2016	2017	2018	2019	2020				
Treasurer													
Vehicles													
SUV													
	2015 - SUV 4X4 to replace existing pickup truck used by the Tax Dept., which is in severe disrepair	\$ -	Operating	\$ 19,935							\$ 19,935	Operating	\$ 19,935
			ST Debt								\$ -	ST Debt	\$ -
			LT Debt								\$ -	LT Debt	\$ -
			Existing								\$ -	Existing	\$ -
			St Reimb								\$ -	St Reimb	\$ -
			Fed Reimb								\$ -	Fed Reimb	\$ -
			Other								\$ -	Other	\$ -
	Project Total	\$ -	TOTAL	\$ 19,935	\$ -	\$ -	\$ -	\$ -	\$ -	\$ -	\$ 19,935	TOTAL	\$ 19,935
TREASURERS - VEHICLE ROLLUP													
		\$ -	Operating	\$ 19,935	\$ -	\$ -	\$ -	\$ -	\$ -	\$ -	\$ 19,935	Operating	\$ 19,935
		\$ -	ST Debt	\$ -	\$ -	\$ -	\$ -	\$ -	\$ -	\$ -	\$ -	ST Debt	\$ -
		\$ -	LT Debt	\$ -	\$ -	\$ -	\$ -	\$ -	\$ -	\$ -	\$ -	LT Debt	\$ -
		\$ -	Existing	\$ -	\$ -	\$ -	\$ -	\$ -	\$ -	\$ -	\$ -	Existing	\$ -
		\$ -	St Reimb	\$ -	\$ -	\$ -	\$ -	\$ -	\$ -	\$ -	\$ -	St Reimb	\$ -
		\$ -	Fed Reimb	\$ -	\$ -	\$ -	\$ -	\$ -	\$ -	\$ -	\$ -	Fed Reimb	\$ -
		\$ -	Other	\$ -	\$ -	\$ -	\$ -	\$ -	\$ -	\$ -	\$ -	Other	\$ -
	Project Total	\$ -	TOTAL	\$ 19,935	\$ -	\$ -	\$ -	\$ -	\$ -	\$ -	\$ 19,935	TOTAL	\$ 19,935